



US00D582969S

(12) **United States Design Patent**
Tonouchi

(10) **Patent No.:** **US D582,969 S**
(45) **Date of Patent:** **** Dec. 16, 2008**

(54) **DESKTOP ELECTRONIC CALCULATOR**

(76) Inventor: **Kazunori Tonouchi**, 3992-1,
Oaza-Sasaga, Matsumoto-shi,
Nagano-ken (JP) 399-0033

(**) Term: **14 Years**

(21) Appl. No.: **29/304,505**

(22) Filed: **Mar. 3, 2008**

(30) **Foreign Application Priority Data**

Sep. 5, 2007 (JP) 2007-024231

(51) **LOC (8) Cl.** **18-01**

(52) **U.S. Cl.** **D18/7**

(58) **Field of Classification Search** D14/191,
D14/218, 314-347, 383, 387, 388; D18/1,
D18/2, 4.4, 4.5, 6-12, 12.1, 12.2, 12.3; D21/512;
235/58 R, 59 A, 59 BC, 59 BD, 59 BE, 59 BF,
235/59 BG, 59 BH, 59 CP, 59 T, 59 TP, 61 R;
708/100, 105, 130

See application file for complete search history.

(56) **References Cited**

U.S. PATENT DOCUMENTS

D305,765 S * 1/1990 Davis et al. D14/191
D310,094 S * 8/1990 Noguchi D18/7

D317,458 S * 6/1991 Sawada et al. D18/7
D369,616 S * 5/1996 Yurkovic D18/7
D488,500 S * 4/2004 Matsuda et al. D18/7
D507,293 S * 7/2005 Matsuda et al. D18/7
D532,440 S * 11/2006 Oas D18/7
D533,213 S * 12/2006 Oas D18/7

* cited by examiner

Primary Examiner—Caron Veynar

Assistant Examiner—Garth Rademaker

(74) *Attorney, Agent, or Firm*—Sheridan Ross P.C.

(57) **CLAIM**

The ornamental design for a desktop electronic calculator, as shown.

DESCRIPTION

FIG. 1 is a front view of a desktop electronic calculator showing my new design;

FIG. 2 is a rear view thereof;

FIG. 3 is a top plan view thereof;

FIG. 4 is a bottom plan view thereof;

FIG. 5 is a left side view thereof;

FIG. 6 is a right side view thereof; and,

FIG. 7 is a perspective view thereof.

1 Claim, 3 Drawing Sheets



FIG. 1



FIG. 2




FIG. 3

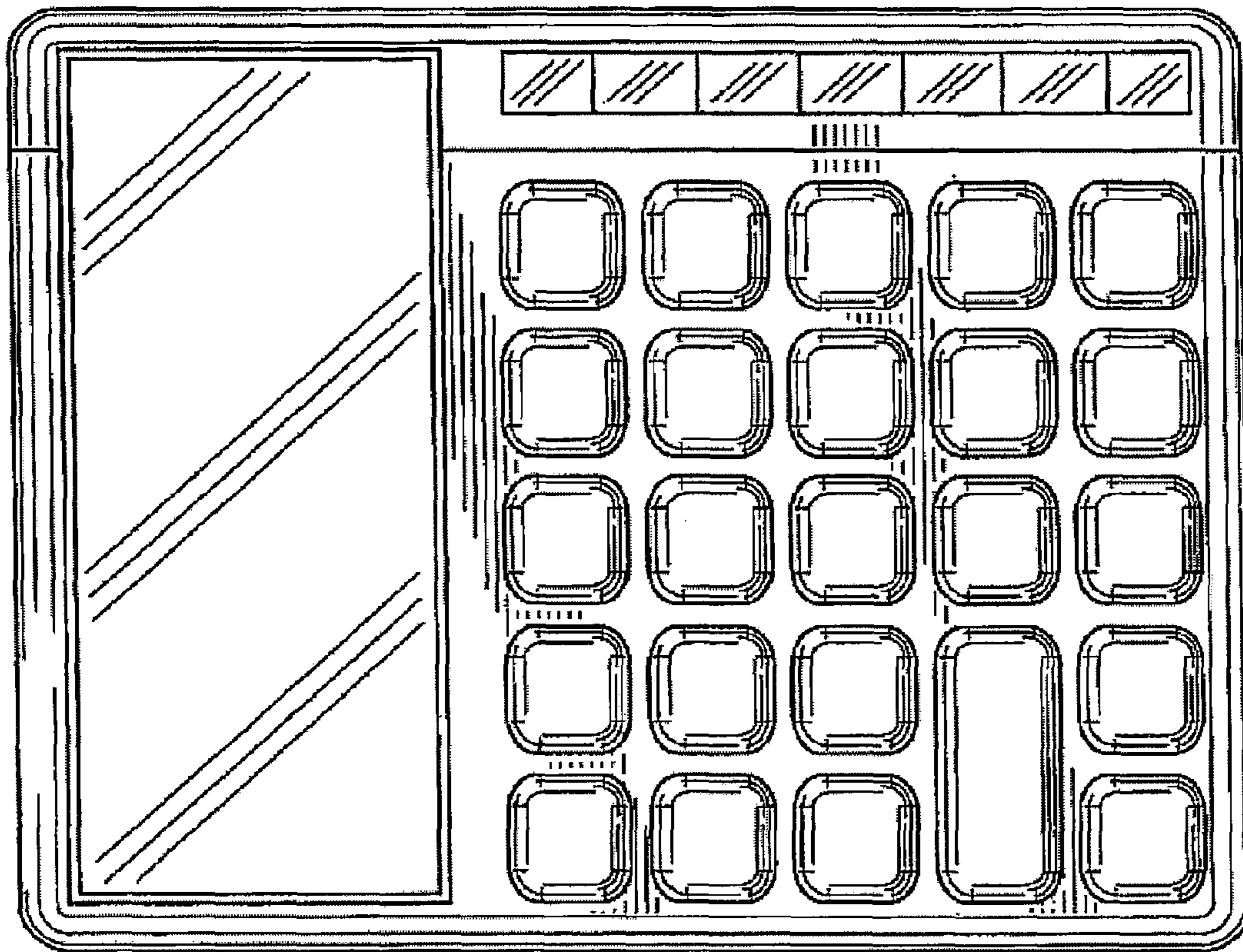


FIG. 4

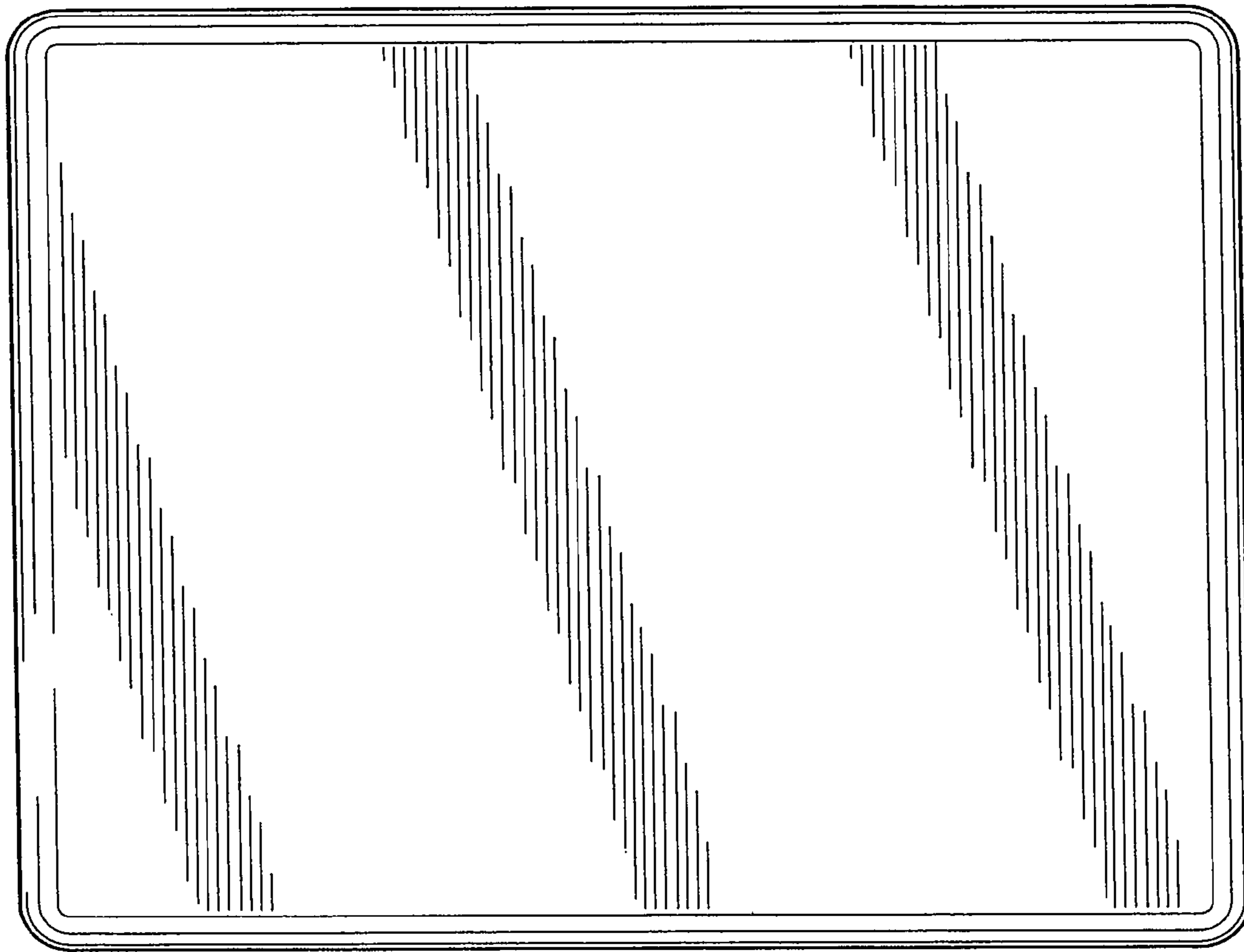


FIG. 5

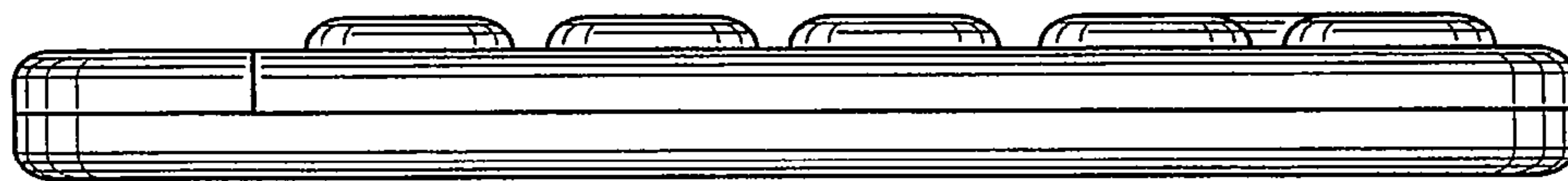


FIG. 6

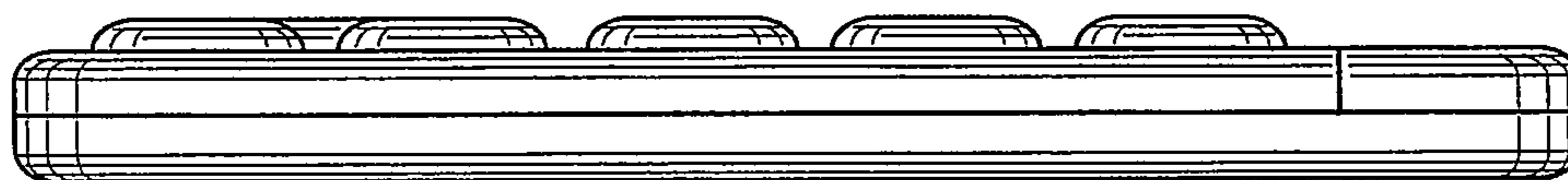


FIG. 7

