



US00D582937S

(12) **United States Design Patent**  
**Chen et al.**

(10) **Patent No.:** **US D582,937 S**  
(45) **Date of Patent:** **\*\* Dec. 16, 2008**

(54) **TRANSITIONAL IMAGE FOR A PORTION OF A DISPLAY SCREEN**

(75) Inventors: **Diane Liang Chao Chen**, Bellevue, WA (US); **Meewon Hong**, Seattle, WA (US); **Dan Colavito**, Seattle, WA (US); **Nino Yuniardi**, Seattle, WA (US); **Clinton Fowler**, Seattle, WA (US); **Michael Louis Lucaccini**, Oakland, CA (US); **Michael Royce Kemper**, San Francisco, CA (US); **Ketan Anjaria**, San Francisco, CA (US)

(73) Assignee: **Microsoft Corporation**, Redmond, WA (US)

(\*\*) Term: **14 Years**

(21) Appl. No.: **29/304,790**

(22) Filed: **Mar. 7, 2008**

(51) **LOC (8) Cl.** ..... **14-04**

(52) **U.S. Cl.** ..... **D14/488**

(58) **Field of Classification Search** ..... D14/485-95;  
D18/24-33; D19/6, 52; D20/11; D21/324-33;  
715/700-867, 973-77

See application file for complete search history.

(56) **References Cited**

**U.S. PATENT DOCUMENTS**

D554,652 S *	11/2007	Shen et al. ....	D14/485
D568,333 S *	5/2008	Okaro et al. ....	D14/487
D569,871 S *	5/2008	Anastasopoulos et al. ..	D14/485
D569,872 S *	5/2008	Suzuki .....	D14/485
D571,819 S *	6/2008	Scott et al. ....	D14/487
D571,820 S *	6/2008	Scott et al. ....	D14/487

D573,601 S *	7/2008	Gregov et al. ....	D14/487
D574,388 S *	8/2008	Armendariz et al. ....	D14/486
D574,394 S *	8/2008	Armendariz et al. ....	D14/487
D576,171 S *	9/2008	Armendariz et al. ....	D14/486
D577,364 S *	9/2008	Flynt et al. ....	D14/486
D577,365 S *	9/2008	Flynt et al. ....	D14/486
D577,366 S *	9/2008	Flynt et al. ....	D14/486
D577,367 S *	9/2008	Flynt et al. ....	D14/486

\* cited by examiner

*Primary Examiner*—Melanie H Tung  
(74) *Attorney, Agent, or Firm*—Banner & Witcoff, Ltd.

(57) **CLAIM**

The ornamental design for a transitional image for a portion of a display screen, as shown and described.

**DESCRIPTION**

FIG. 1 is a front view of the first image of a transitional image for a portion of a display screen showing our new design;

FIG. 2 is a front view of the second image thereof;

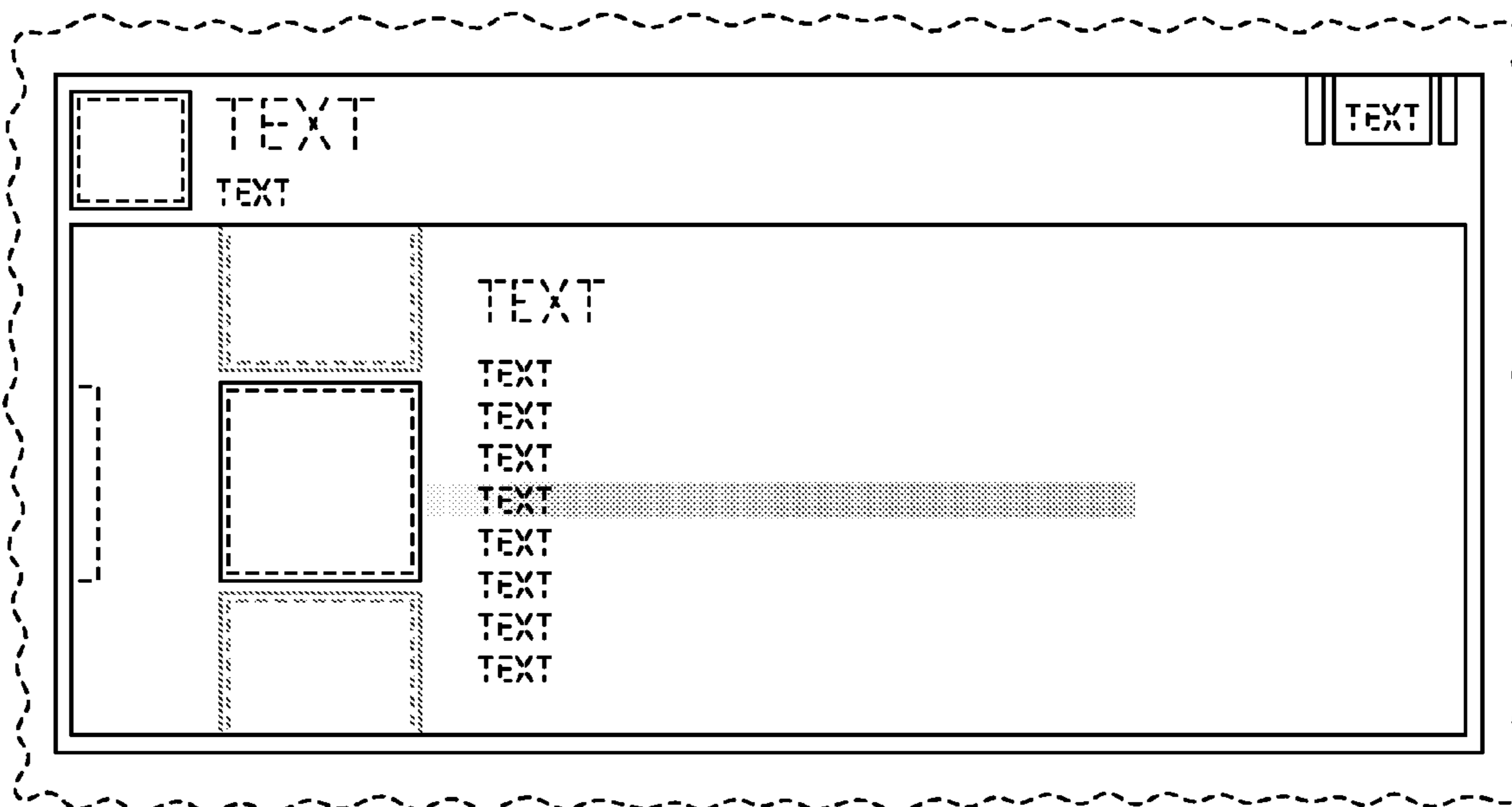
FIG. 3 is a front view of the third image thereof;

FIG. 4 is a front view of the fourth image thereof; and,

FIG. 5 is a front view of the fifth image thereof.

The appearance of the image transitions sequentially between the images shown in FIGS. 1-5. The process or period in which an image transitions to another forms no part of the claimed design. The broken line showing of various regions and the unshaded areas within them form no part of the claimed design. The broken line showing a portion of a display screen, text and the graphic element is for illustrative purposes only and forms no part of the claimed design.

**1 Claim, 5 Drawing Sheets**



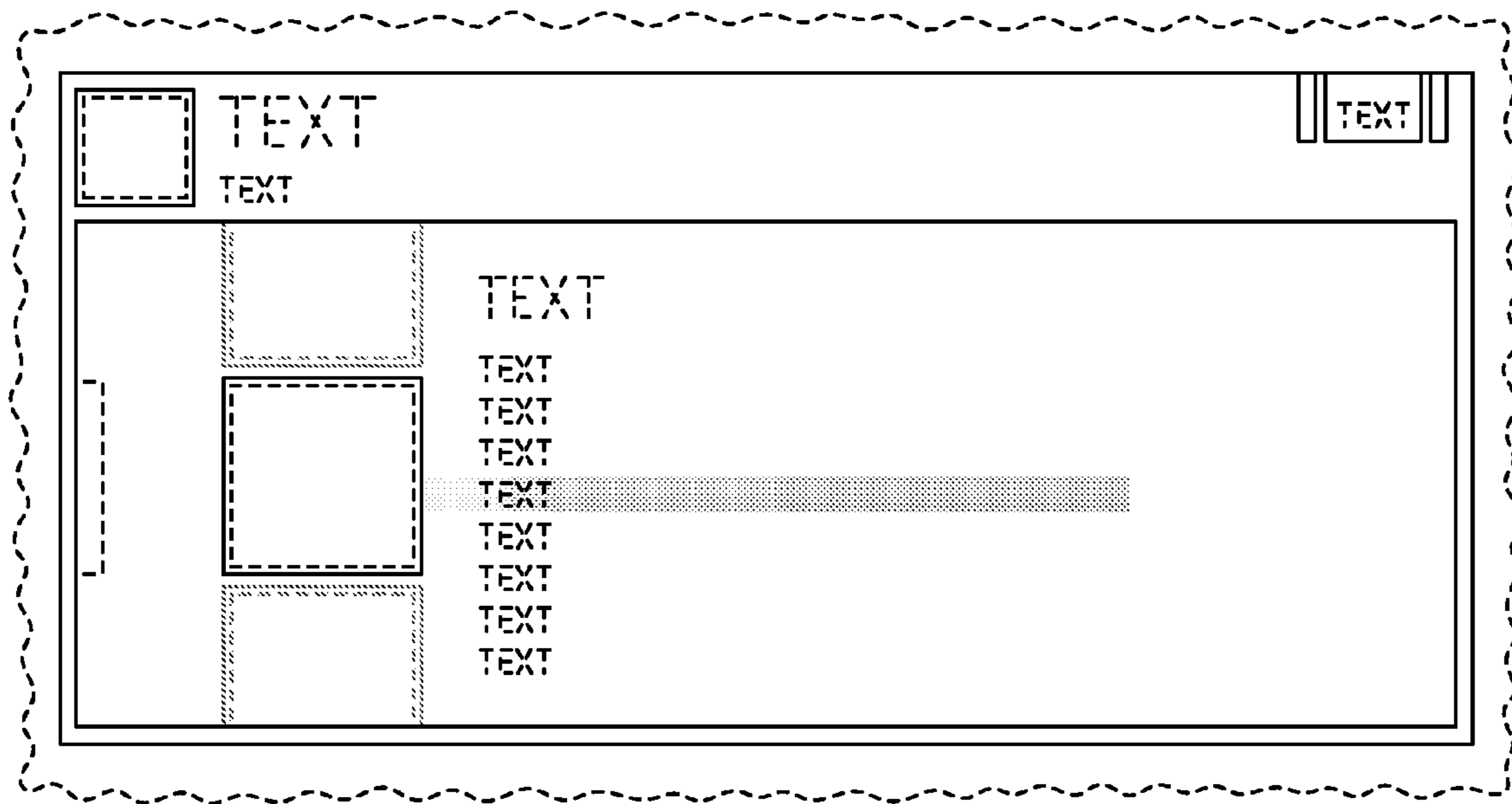


FIG. 1

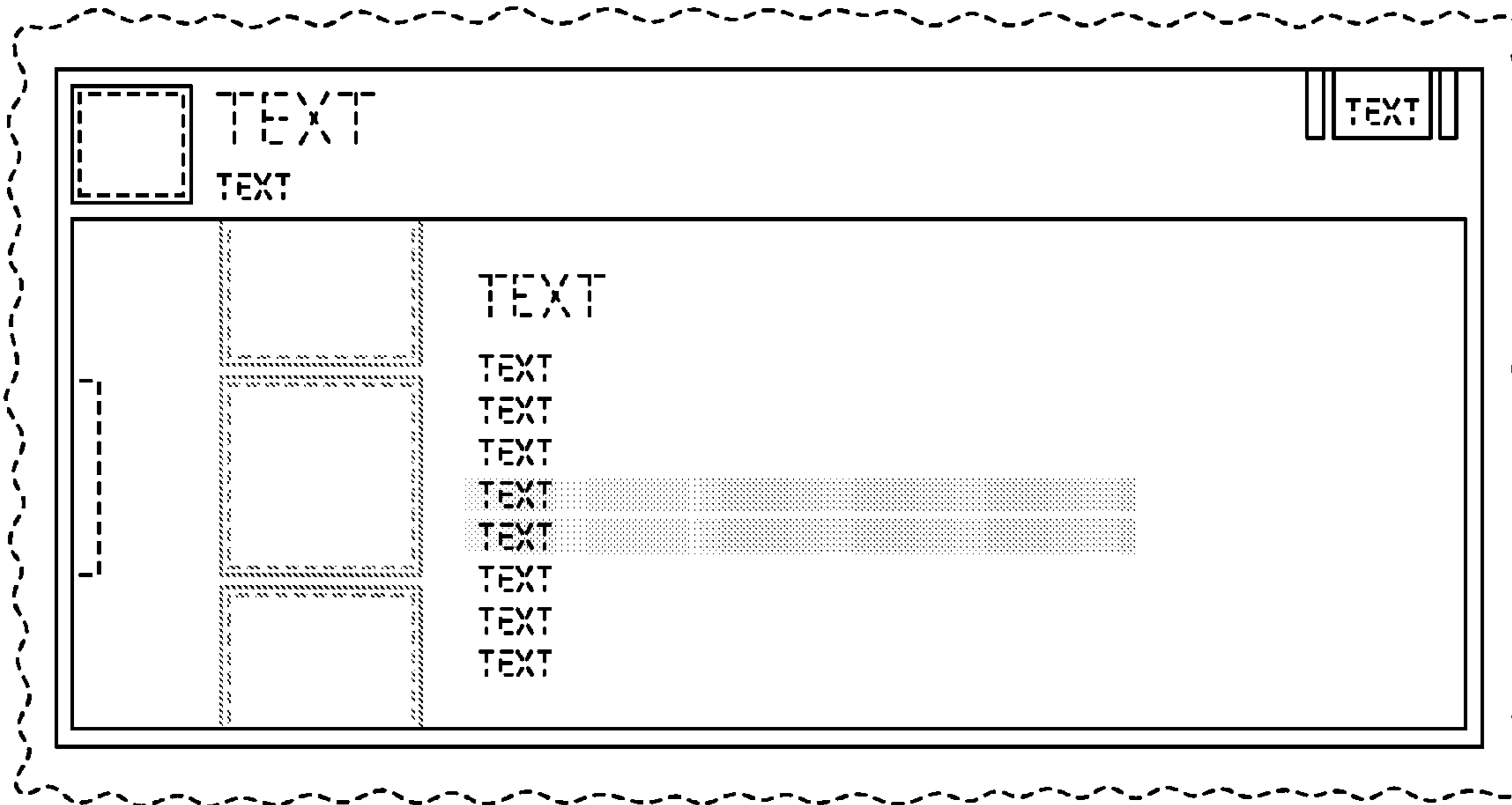


FIG. 2

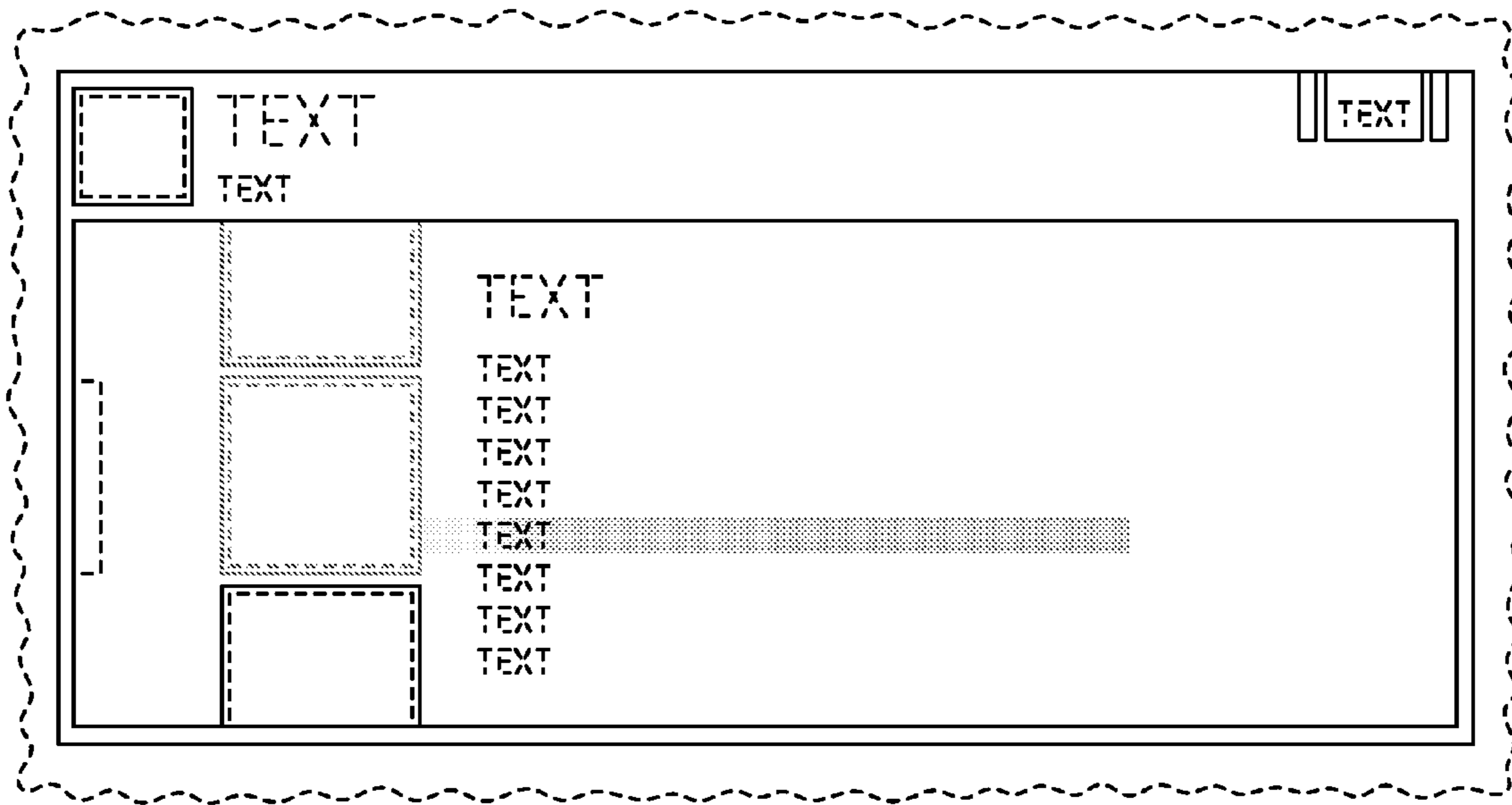


FIG. 3

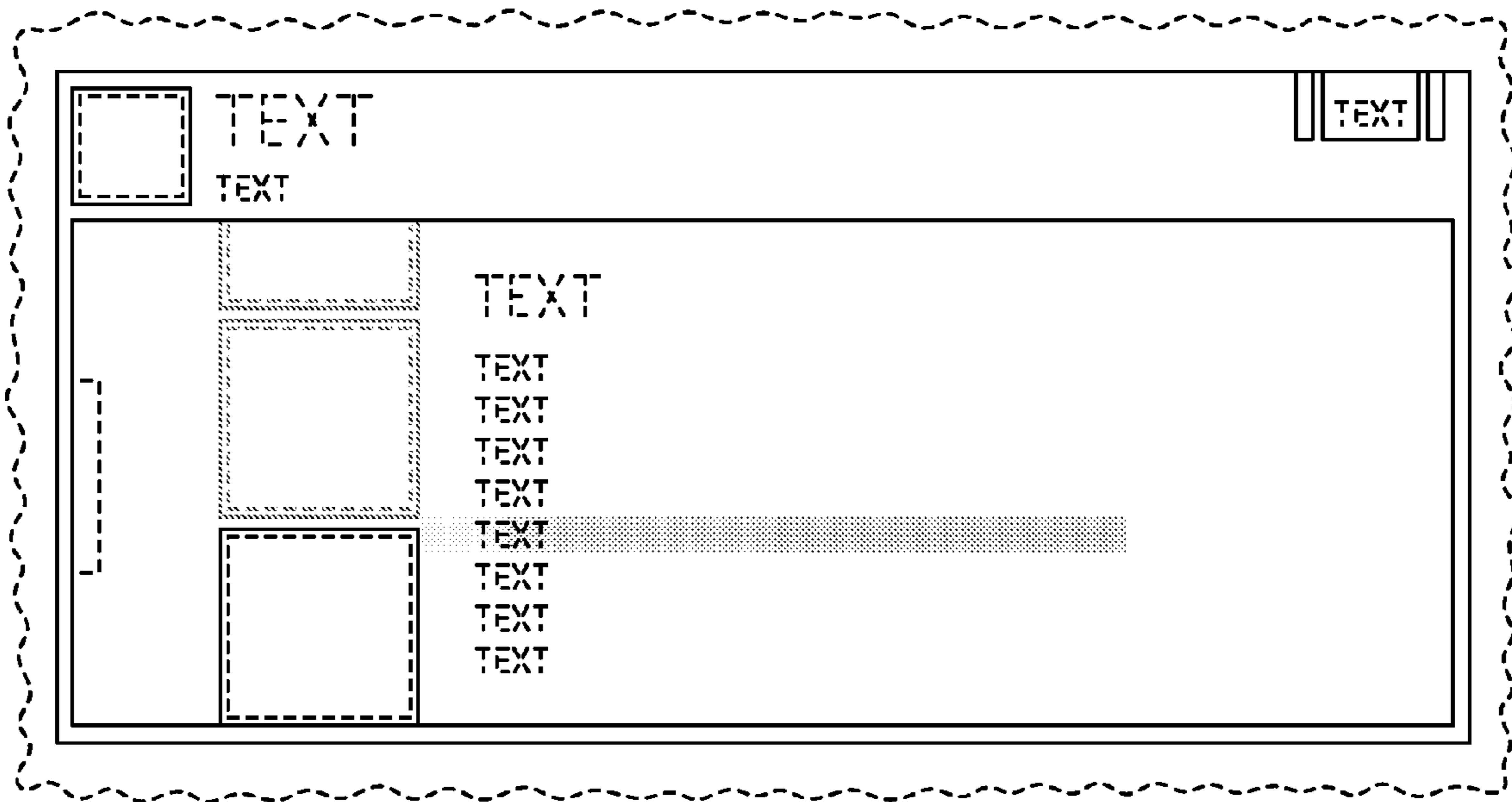


FIG. 4

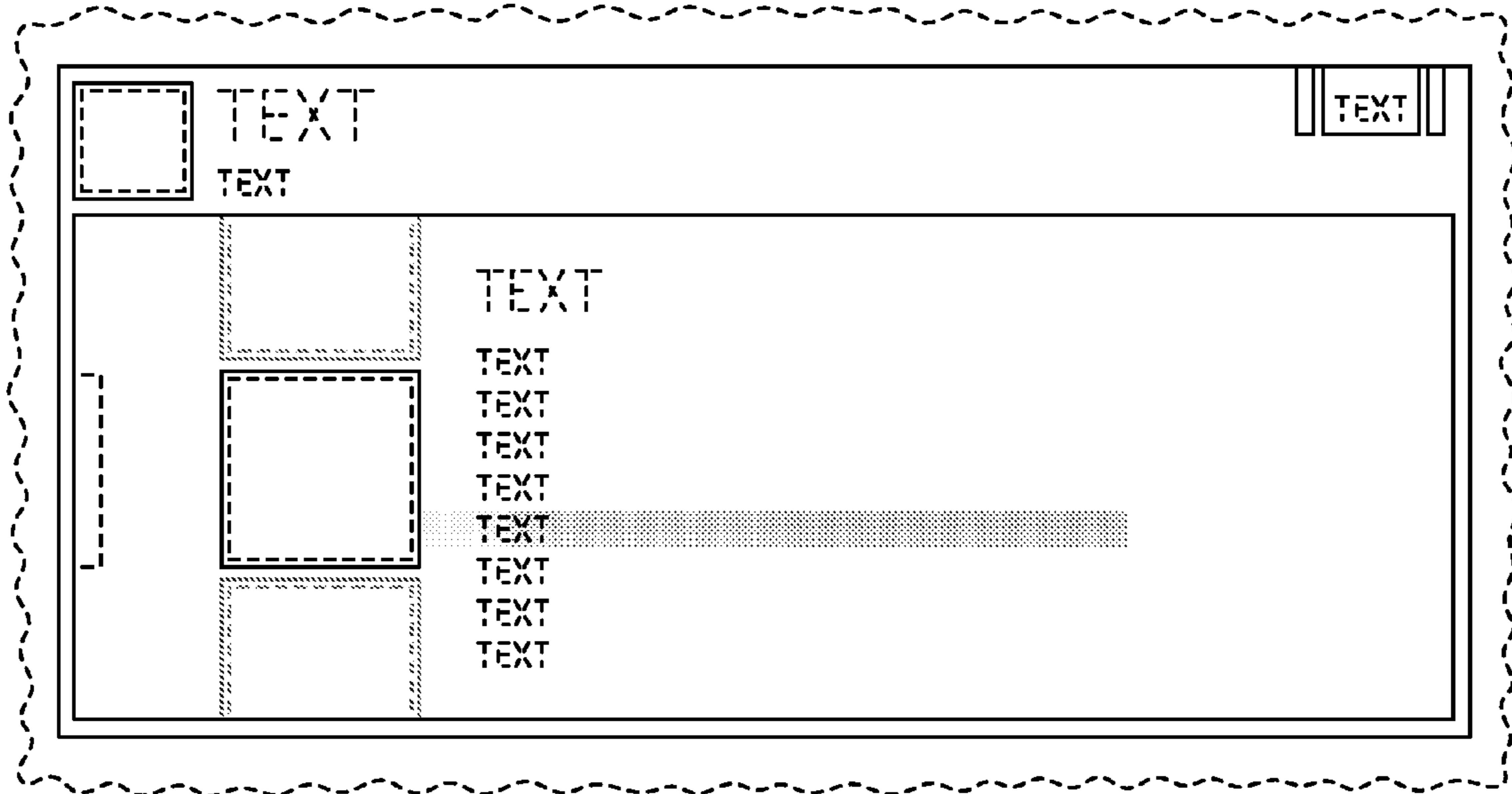


FIG. 5