



US00D582929S

(12) **United States Design Patent**  
**Blankenship et al.**

(10) **Patent No.:** **US D582,929 S**  
(45) **Date of Patent:** **\*\* Dec. 16, 2008**

- (54) **DISPLAY PANEL WITH A COMPUTER-GENERATED ICON**
- (75) Inventors: **Esther M. Blankenship**, Mannheim (DE); **Leif Jensen-Pistorius**, Ostringen (DE); **Peer Hilgers**, St. Leon-Rot (DE)
- (73) Assignee: **SAP AG**, Walldorf (DE)
- (\*\*) Term: **14 Years**
- (21) Appl. No.: **29/284,877**
- (22) Filed: **Sep. 17, 2007**

- (51) **LOC (8) Cl.** ..... **14-04**
- (52) **U.S. Cl.** ..... **D14/485**
- (58) **Field of Classification Search** ..... D14/485-495;  
345/902, 955, 956, 960; 715/207, 275, 700,  
715/703, 716, 719, 720, 721, 726, 727, 728,  
715/730, 738, 739, 740, 762, 763, 764, 768,  
715/769, 771, 772, 773, 774, 778, 779, 783,  
715/784, 810, 811, 812, 813, 814, 815, 816,  
715/817, 818, 819, 820, 821, 822, 823, 824,  
715/825, 828, 829, 830, 831, 835, 836, 837,  
715/838, 839, 840, 841, 842, 843, 844, 845,  
715/846, 847, 860, 861, 864; 715/867, 962,  
715/977

See application file for complete search history.

- (56) **References Cited**  
U.S. PATENT DOCUMENTS  
5,291,587 A \* 3/1994 Kodosky et al. .... 703/2

- 5,973,686 A \* 10/1999 Shimogori ..... 715/746
- 6,184,879 B1 \* 2/2001 Minemura et al. .... 715/723
- 6,300,951 B1 \* 10/2001 Filetto et al. .... 715/797
- 6,411,312 B1 \* 6/2002 Sheppard ..... 715/769
- 6,747,678 B1 \* 6/2004 Katayama et al. .... 715/773
- 6,850,255 B2 \* 2/2005 Muschetto ..... 715/788
- D550,691 S \* 9/2007 Hally et al. .... D14/487
- D568,892 S \* 5/2008 Stabb et al. .... D14/485
- D570,368 S \* 6/2008 Ligameri et al. .... D14/489
- D570,859 S \* 6/2008 Hsiao et al. .... D14/486
- 2004/0046796 A1 \* 3/2004 Fujita ..... 345/767
- 2006/0288312 A1 \* 12/2006 Akiyama et al. .... 715/856

\* cited by examiner

*Primary Examiner*—Jennifer Rivard  
*Assistant Examiner*—Angela J Lee  
(74) *Attorney, Agent, or Firm*—Fenwick & West LLP

(57) **CLAIM**

The ornamental design for display panel with a computer-generated icon, as shown and described.

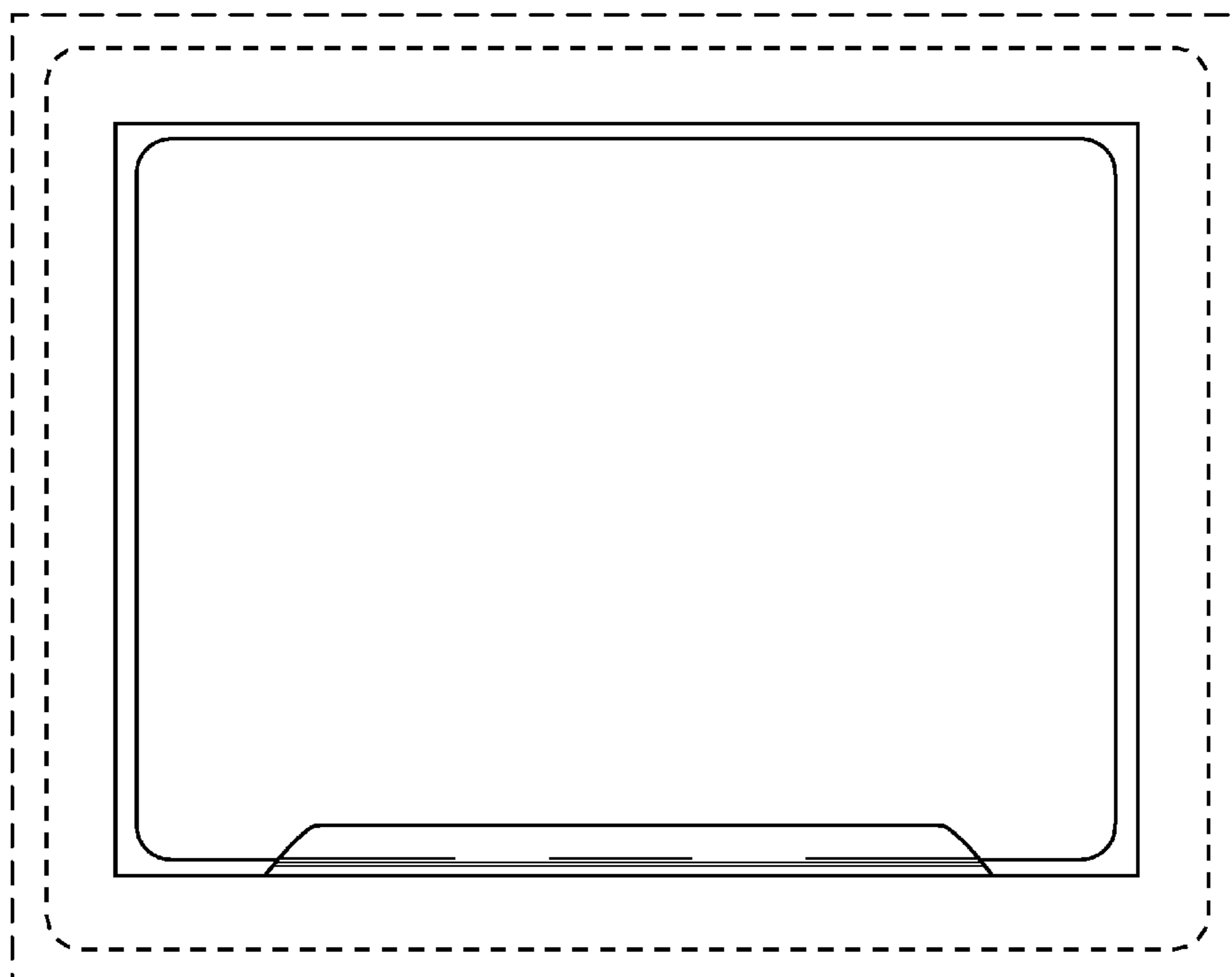
**DESCRIPTION**

FIG. 1 is a front view of a first embodiment of a display panel with a computer-generated icon; and,

FIG. 2 is a front view of a second embodiment thereof.

The broken line showing of a display panel is included for the purpose of illustrating environmental structure and forms no part of the claimed design. The broken line showing of portions of the computer-generated icon forms no part of the claimed design.

**1 Claim, 2 Drawing Sheets**



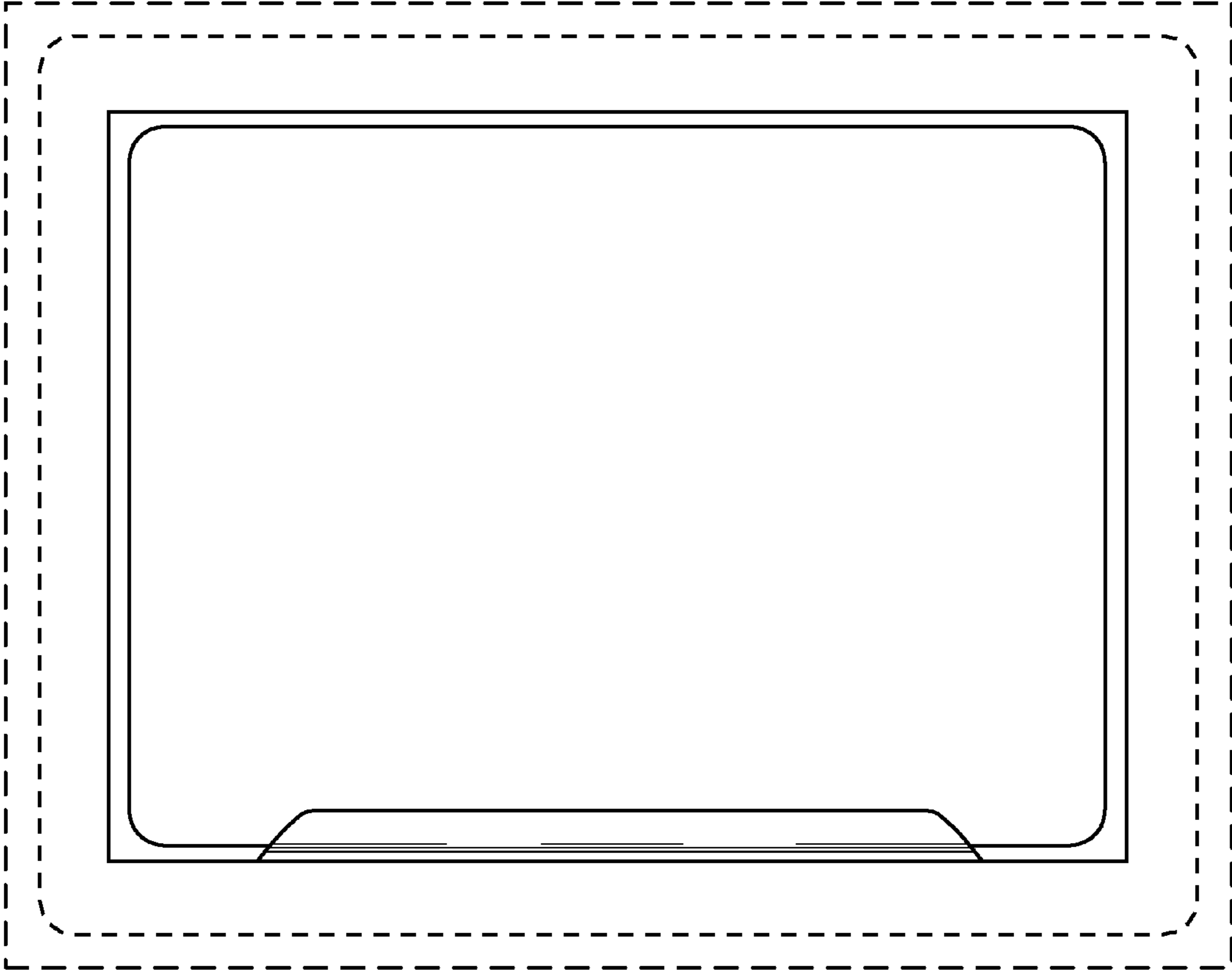


FIG. 1

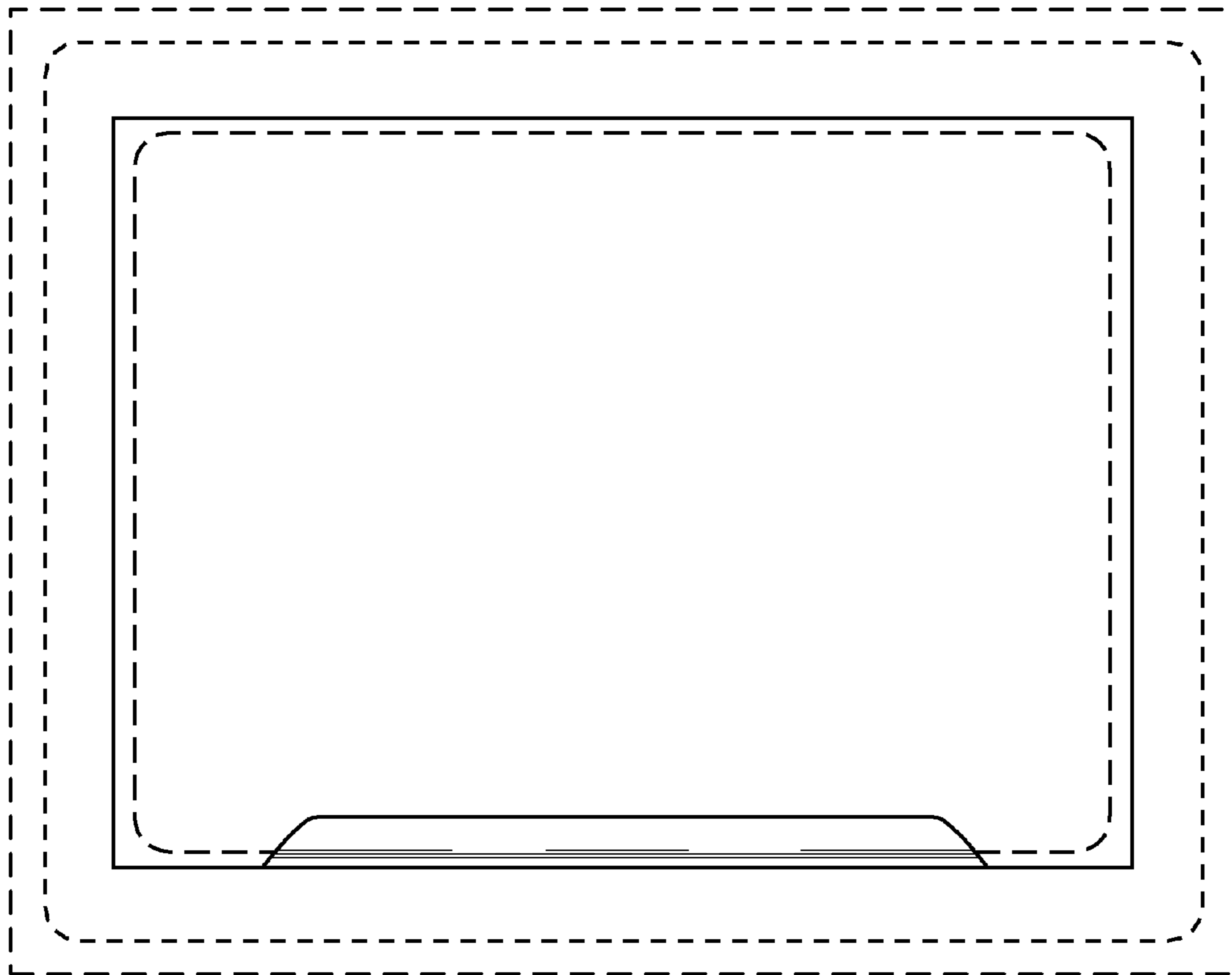


FIG. 2