



US00D582924S

(12) **United States Design Patent**
Blankenship et al.

(10) **Patent No.:** **US D582,924 S**

(45) **Date of Patent:** **** Dec. 16, 2008**

(54) **DISPLAY PANEL WITH A
COMPUTER-GENERATED ICON**

(75) Inventors: **Esther M. Blankenship**, Mannehim
(DE); **Leif Jensen-Pistorius**, Ostringen
(DE); **Peer Hilgers**, St. Leon-Rot (DE);
Vera Legisa, Karlsruhe (DE); **James
Morrison**, Landau-Damheim (DE)

(73) Assignee: **SAP AG**, Walldorf (DE)

(**) Term: **14 Years**

(21) Appl. No.: **29/284,869**

(22) Filed: **Sep. 17, 2007**

(51) **LOC (8) Cl.** **14-04**

(52) **U.S. Cl.** **D14/485**

(58) **Field of Classification Search** D14/485-495;
345/902, 955, 956, 960; 715/207, 275, 700,
715/703, 716, 719, 720, 721, 726, 727, 728,
715/730, 738, 739, 740, 762, 763, 764, 768,
715/769, 771, 772, 773, 774, 778, 779, 783,
715/784, 810, 811, 812, 813, 814, 815, 816,
715/817, 818, 819, 820, 821, 822, 823, 824,
715/825, 828, 829, 830, 831, 835, 836, 837,
715/838, 839, 840, 841, 842, 843, 844, 845,
715/846, 847, 860, 861, 864; 715/867, 962,
715/977

See application file for complete search history.

(56) **References Cited**

U.S. PATENT DOCUMENTS

4,914,568 A * 4/1990 Kodosky et al. 715/763

6,512,530 B1 * 1/2003 Rzepkowski et al. 715/833
6,741,268 B1 * 5/2004 Hayakawa 715/777
6,904,565 B1 * 6/2005 Lentz 715/705
D558,778 S * 1/2008 Okaro et al. D14/487
7,360,167 B2 * 4/2008 Henum et al. 715/772
D568,332 S * 5/2008 Okaro et al. D14/487
D573,153 S * 7/2008 Roever et al. D14/488
D573,600 S * 7/2008 Kaminaga D14/486
D573,601 S * 7/2008 Gregov et al. D14/487
2004/0046796 A1 * 3/2004 Fujita 345/767
2008/0141154 A1 * 6/2008 Balassanian 715/769

* cited by examiner

Primary Examiner—Jennifer Rivard

Assistant Examiner—Angela J Lee

(74) *Attorney, Agent, or Firm*—Fenwick & West LLP

(57) **CLAIM**

The ornamental design for display panel with a computer-generated icon, as shown and described.

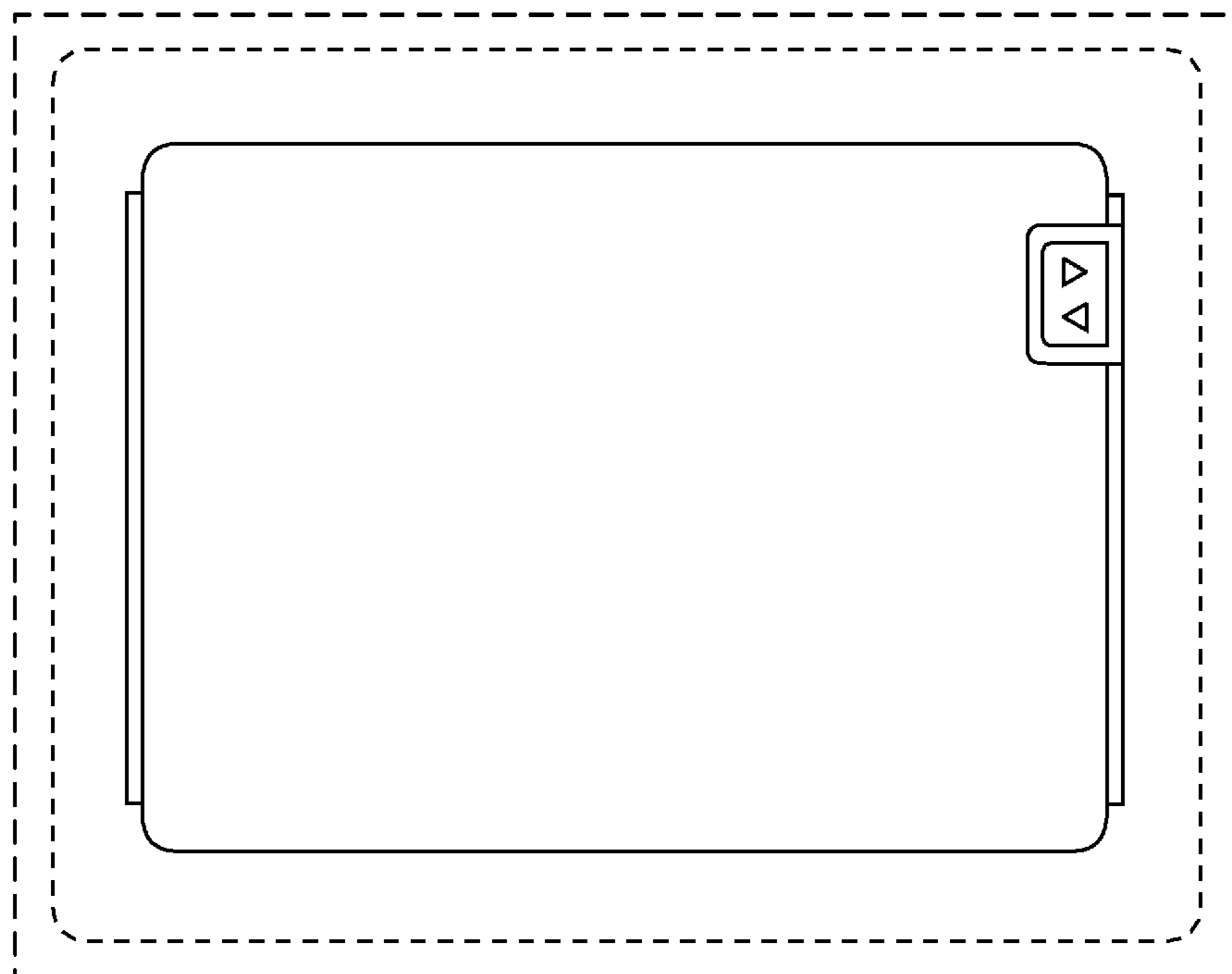
DESCRIPTION

FIG. 1 is a front view of a first embodiment of a display panel with a computer-generated icon; and,

FIG. 2 is a front view of a second embodiment thereof.

The broken line showing of a display panel is included for the purpose of illustrating environmental structure and forms no part of the claimed design. The broken line showing of portions of the computer-generated icon forms no part of the claimed design.

1 Claim, 2 Drawing Sheets






FIG. 1

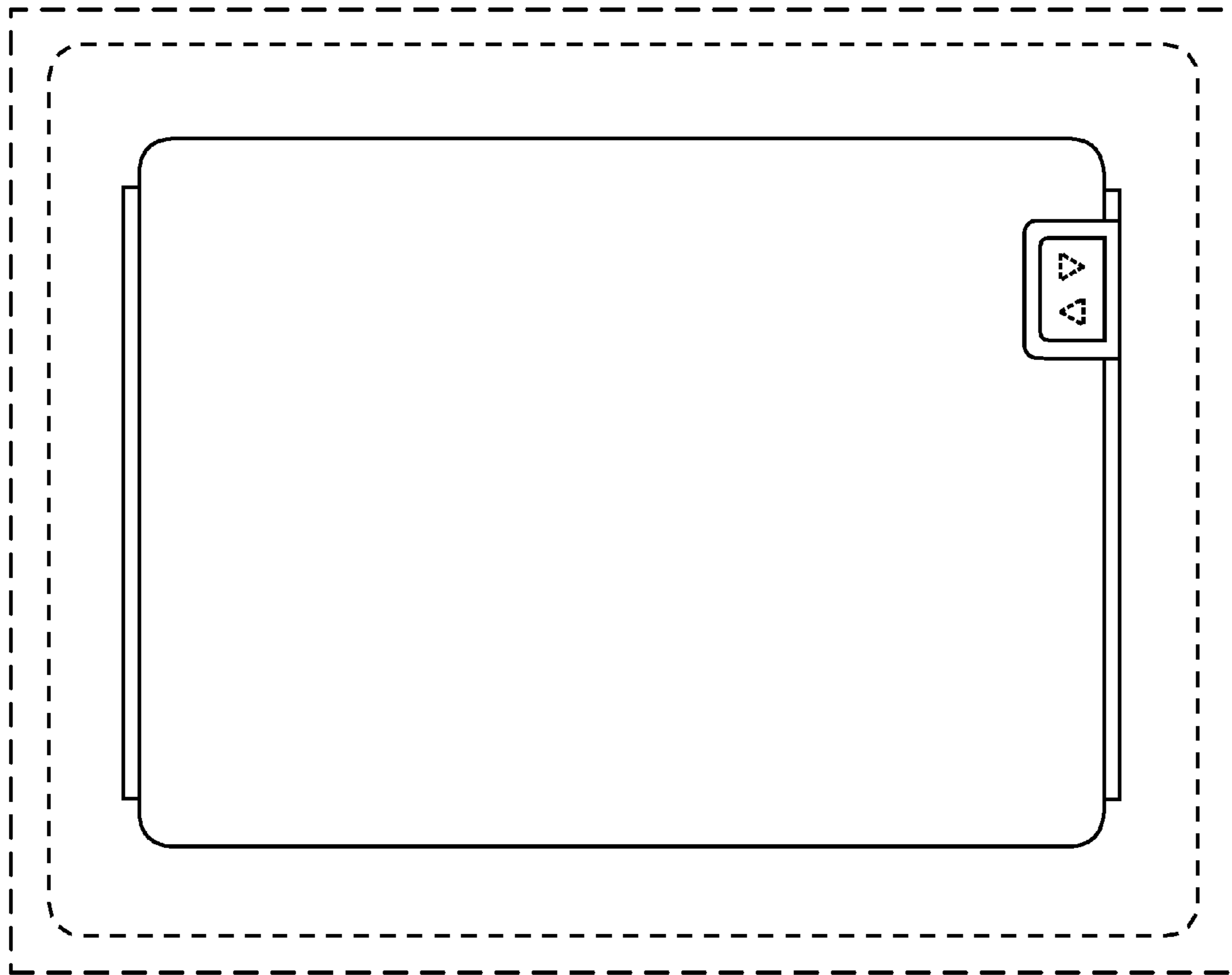


FIG. 2