



US00D582918S

(12) **United States Design Patent**
Scott

(10) **Patent No.:** **US D582,918 S**

(45) **Date of Patent:** **** Dec. 16, 2008**

(54) **COMPUTER DEVICE MOUNTING CLIP**

(75) Inventor: **Alexander Robin Walter Scott,**
Okotoks (CA)

(73) Assignee: **Coolit Systems Inc.,** Calgary (CA)

(**) Term: **14 Years**

(21) Appl. No.: **29/248,900**

(22) Filed: **Sep. 8, 2006**

(51) **LOC (8) Cl.** **14-02**

(52) **U.S. Cl.** **D14/432; D8/349**

(58) **Field of Classification Search** D14/432,
D14/433, 434, 439, 440, 447, 450, 453, 356,
D14/383-387; D8/349, 350, 353, 354, 382,
D8/400, 499; D13/173, 177, 179, 184, 199;
D6/300, 512, 553; 248/441.1, 200, 205.1,
248/300, 301, 309.1, 310, 311.2, 311.3, 312,
248/312.1, 346.01, 346.03; 361/725, 730,
361/685, 726, 727; 200/333, 385

See application file for complete search history.

(56) **References Cited**

U.S. PATENT DOCUMENTS

D185,005	S	*	4/1959	Kubota	D8/350
D246,572	S	*	12/1977	Walter	D8/354
4,102,471	A	*	7/1978	Lore et al.	200/304
D265,050	S	*	6/1982	Riedl	D8/354
D300,507	S	*	4/1989	Rabb	D8/349
D301,336	S	*	5/1989	Copeland	D13/177
D301,872	S	*	6/1989	Copeland	D13/177
D312,205	S	*	11/1990	de Rooij	D8/349
D325,564	S	*	4/1992	Lemke	D8/354
5,478,039	A	*	12/1995	Wright	248/301
D366,825	S	*	2/1996	Cox	D8/382
D376,349	S	*	12/1996	Campanella et al.	D13/179
D386,921	S	*	12/1997	Wikman	D6/512
5,971,330	A	*	10/1999	Noba et al.	248/73
D420,566	S	*	2/2000	Ely et al.	D8/354
D425,403	S	*	5/2000	Medina	D8/354

6,130,820	A	*	10/2000	Konstad et al.	361/695
D455,641	S	*	4/2002	Trifilio	D8/354
D492,864	S	*	7/2004	Mizusawa	D6/512
7,061,760	B2		6/2006	Hornung et al.		
D559,204	S	*	1/2008	Elkins et al.	D13/173

OTHER PUBLICATIONS

Toxico—PC “Neon Crab” memory cooler, located on internet, Jul. 20, 2006.

Thermal take “Blue Active” Memory Cooling Kit Sleeved, located on internet, Jul. 20, 2006.

Evercool High Performance Chipset Cooler #EC-VC-RHB, located on internet, Jul. 20, 2006.

Thermal take “Cyclo CL-R0023” RAM Fan Cooler, located on internet, Oct. 25, 2006.

* cited by examiner

Primary Examiner—Cathron Brooks

Assistant Examiner—Deanna Fluegeman

(74) *Attorney, Agent, or Firm*—Bennett Jones LLP

(57) **CLAIM**

The ornamental design for a computer device mounting clip, as shown and described.

DESCRIPTION

FIG. 1 is a front elevation view of a computer device mounting clip;

FIG. 2 is a right side elevation view thereof;

FIG. 3 is a left side elevation view thereof;

FIG. 4 is a rear elevation view thereof;

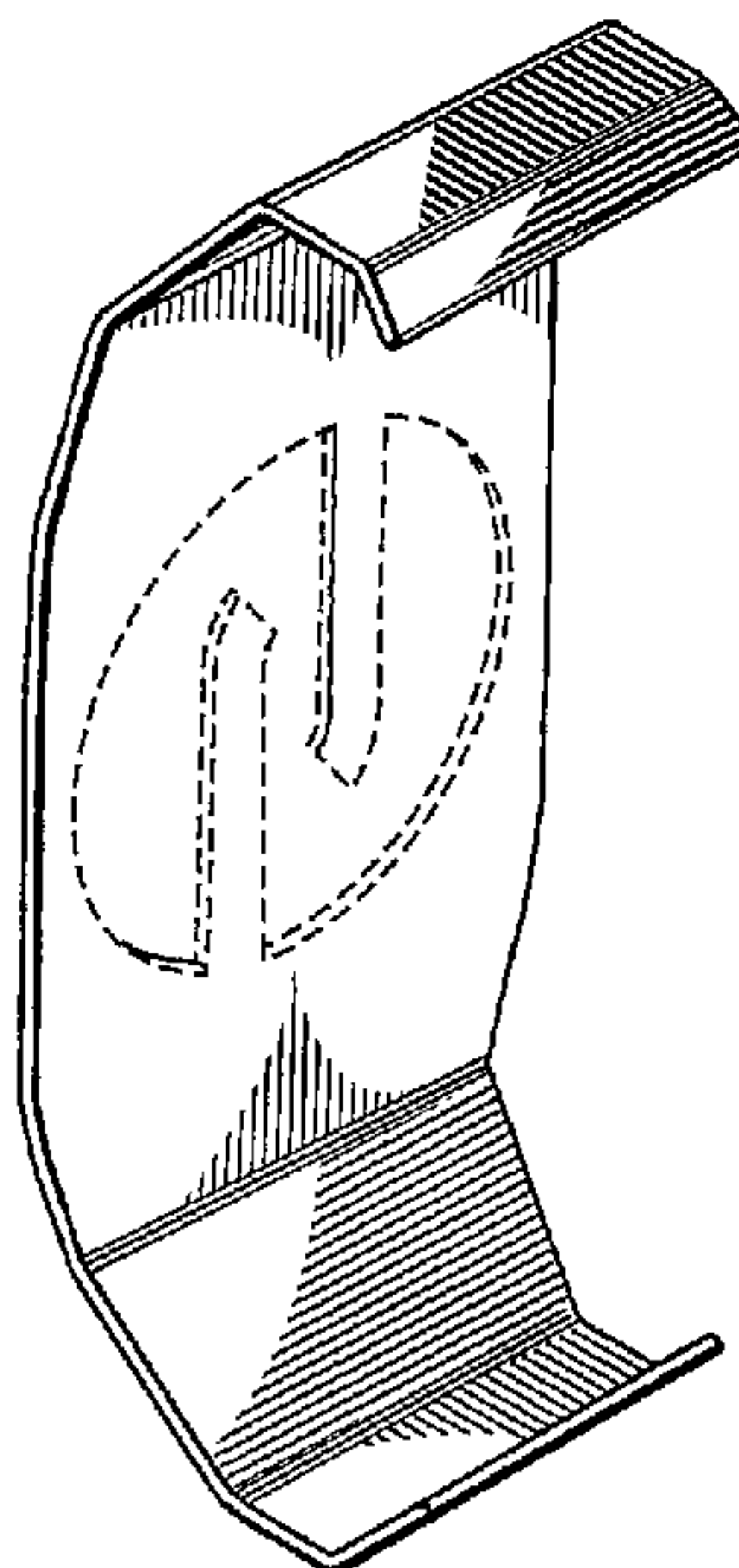
FIG. 5 is a view of a bottom end thereof;

FIG. 6 is a view of a top end thereof; and,

FIG. 7 is a perspective view thereof.

The broken lines shown in FIG. 1, FIG. 4, and FIG. 7 are included for the purpose of illustrating an air pathway environmental structure and form no part of the claimed design.

1 Claim, 2 Drawing Sheets



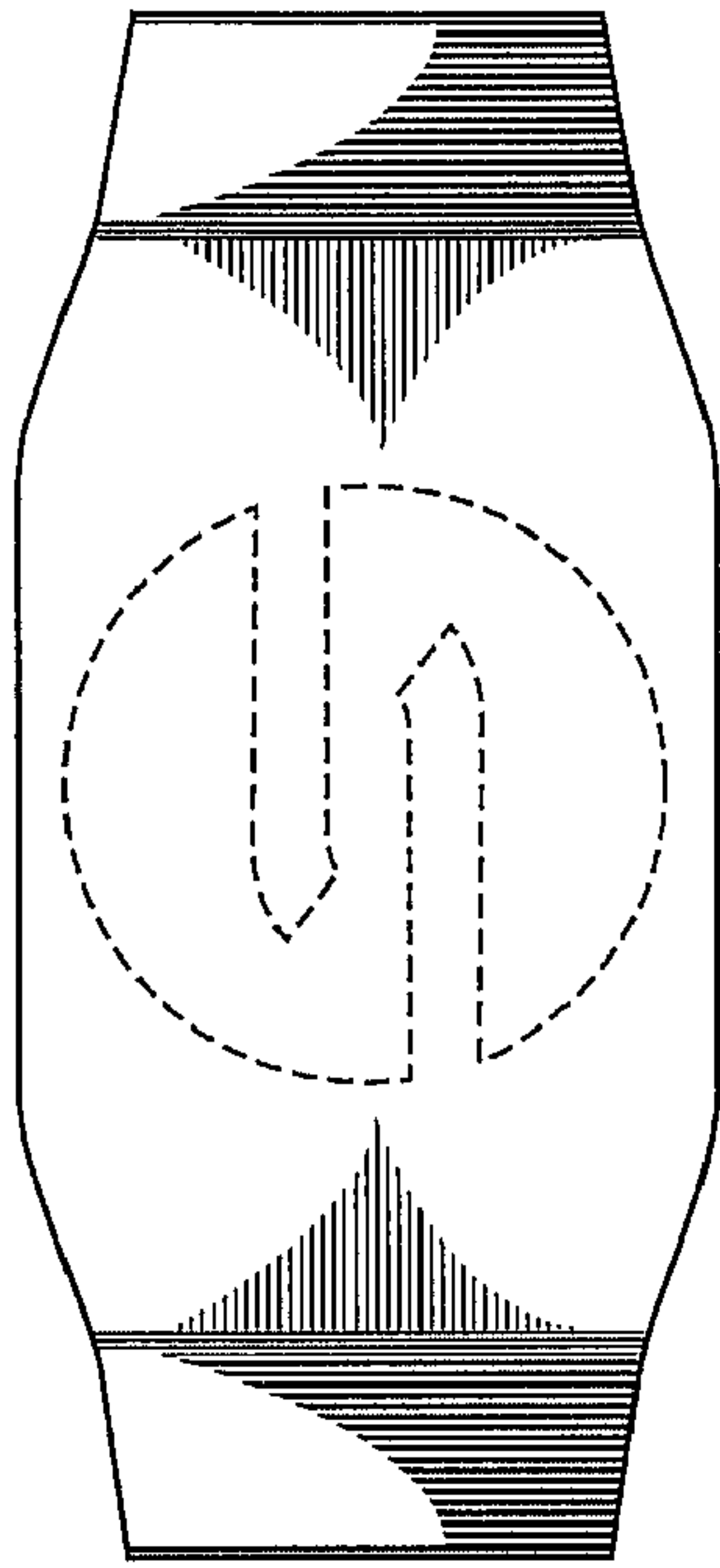


FIG. 1




FIG. 2




FIG. 3

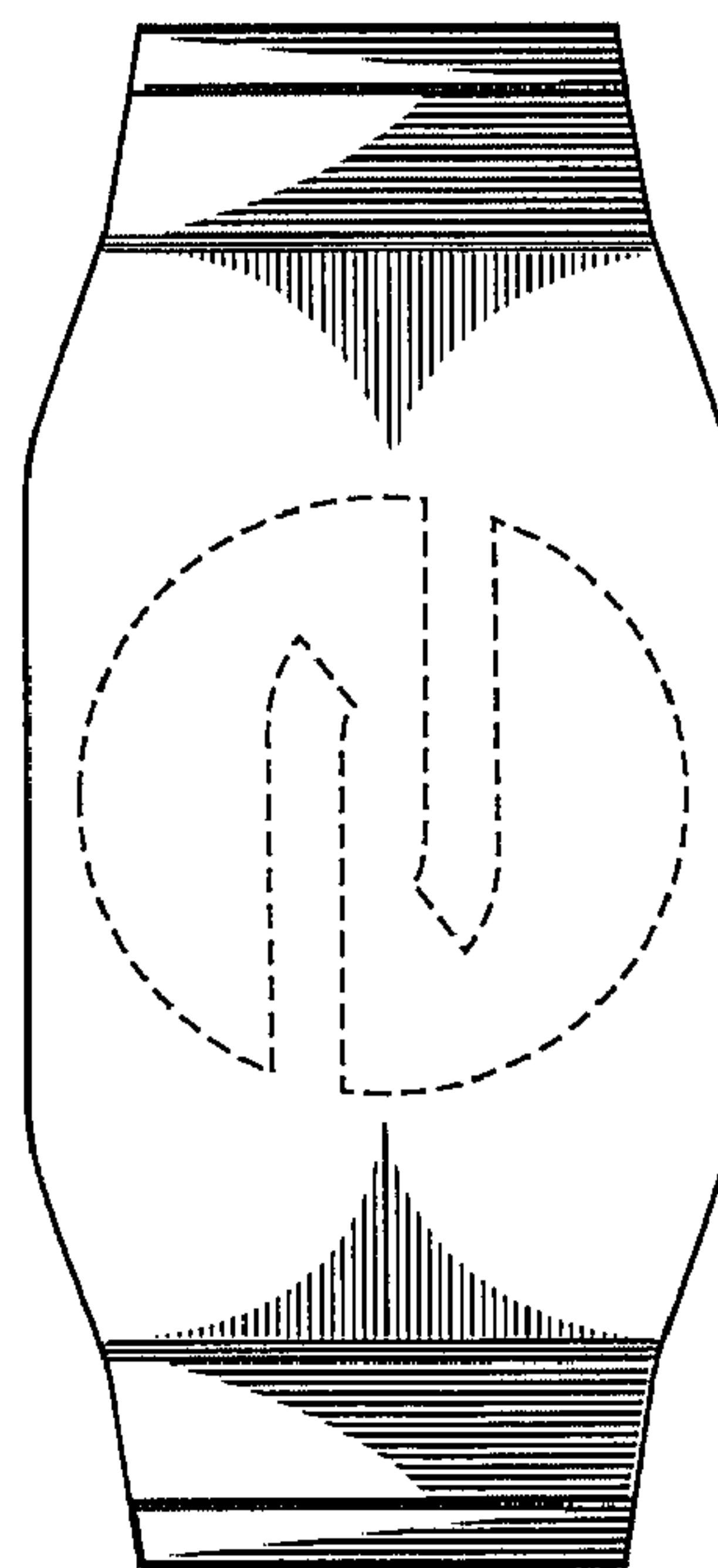


FIG. 4

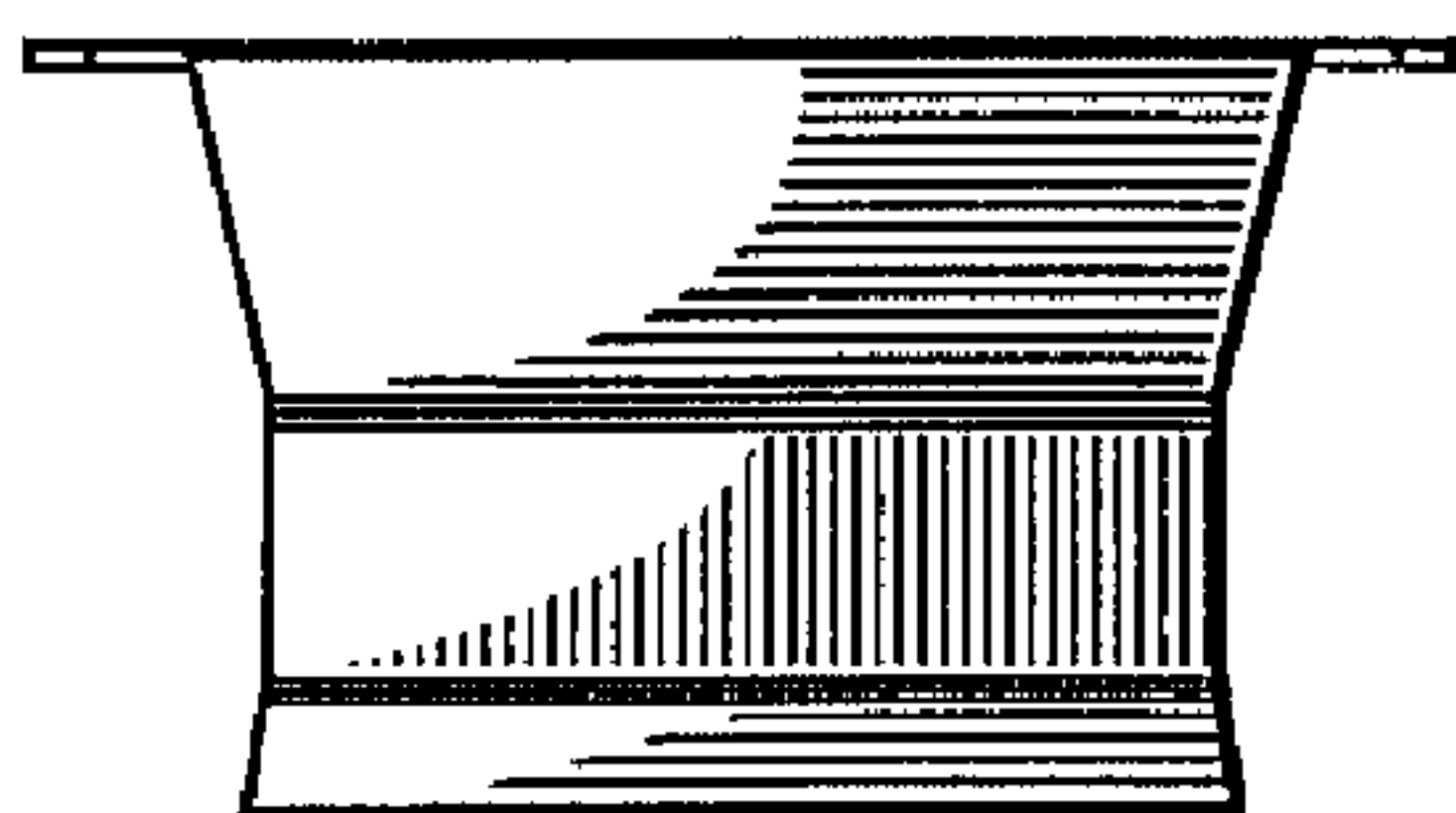


FIG. 5

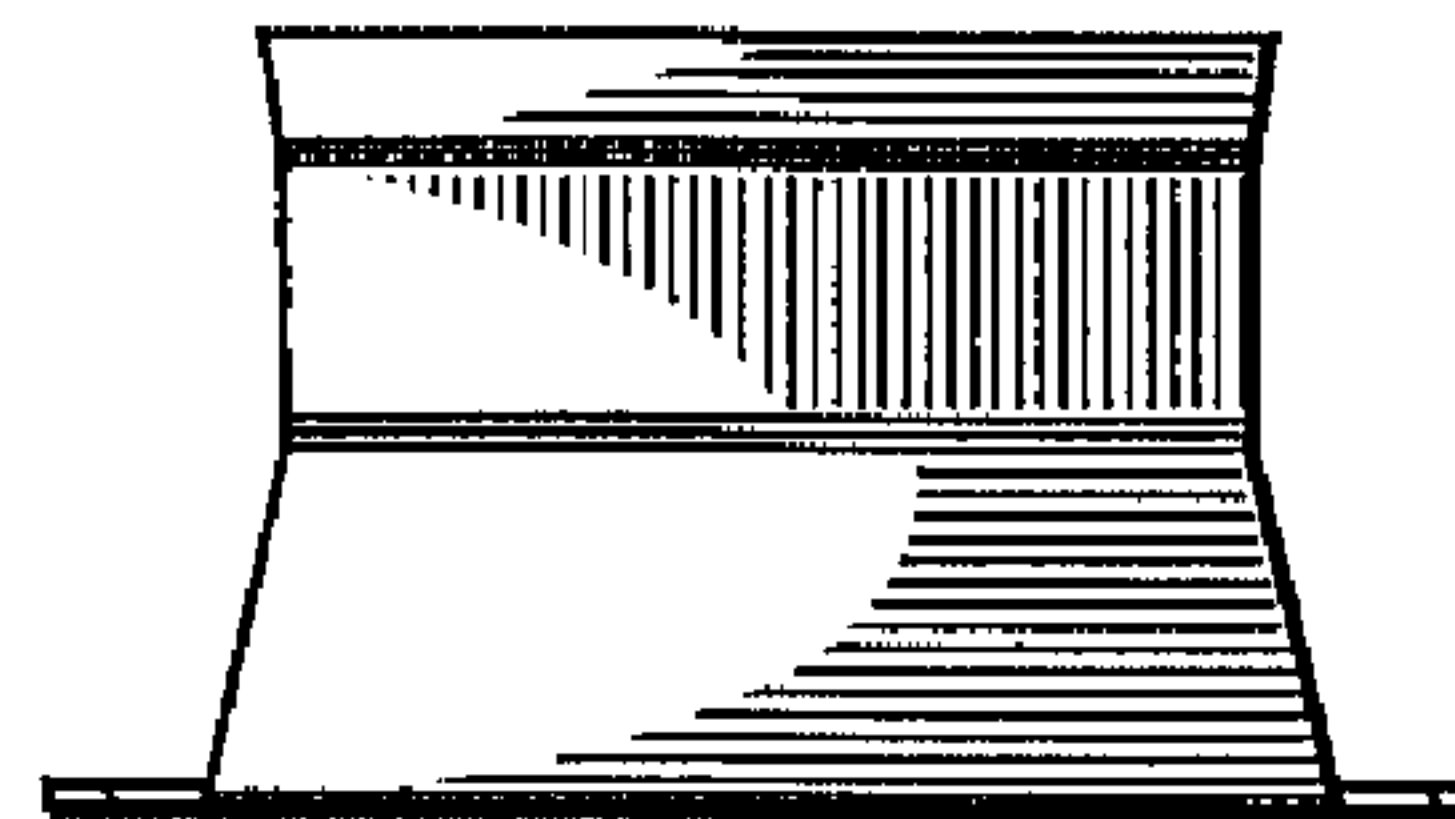


FIG. 6

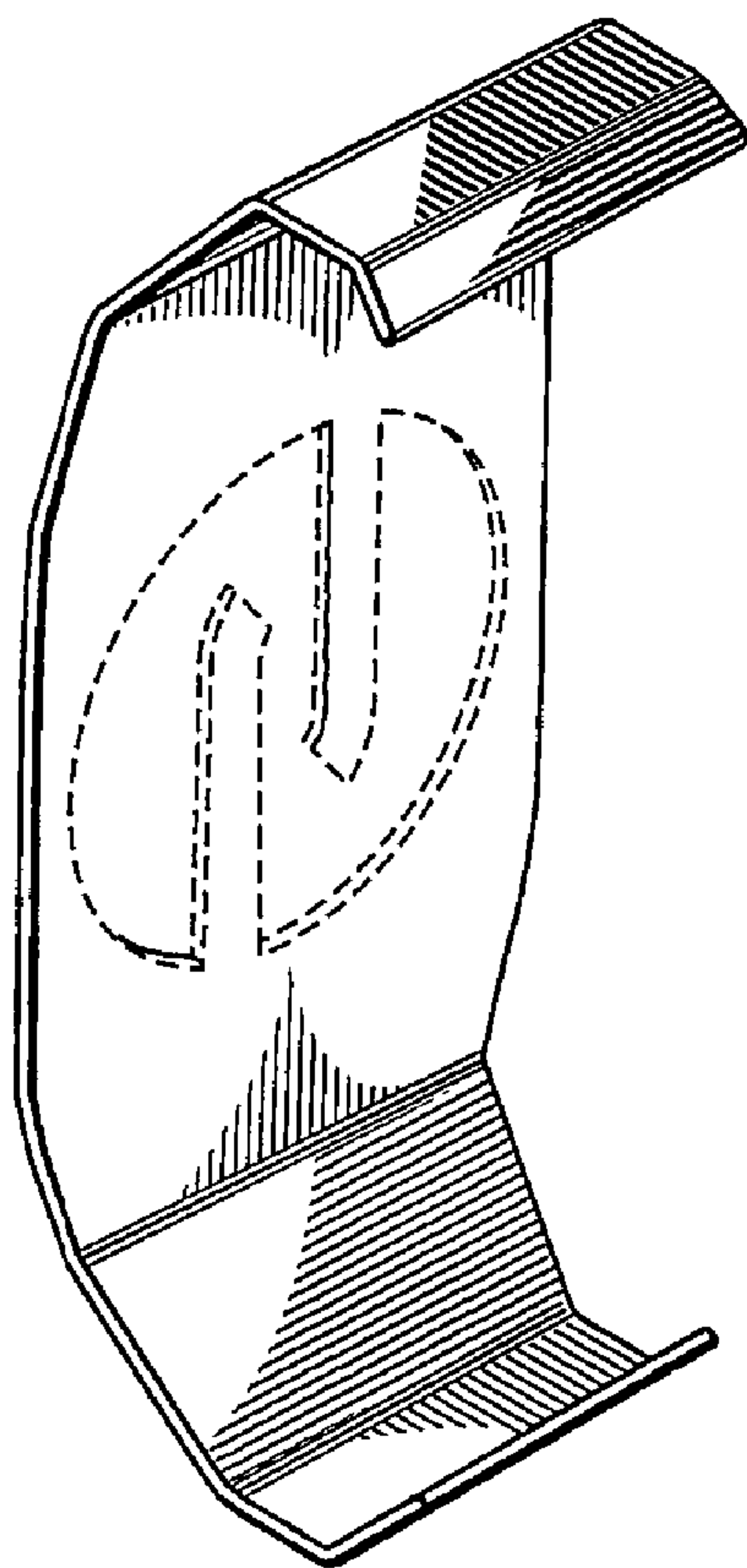


FIG. 7