



US00D582914S

(12) **United States Design Patent**  
**Croley et al.**

(10) **Patent No.:** **US D582,914 S**

(45) **Date of Patent:** **\*\* Dec. 16, 2008**

(54) **FRONT HOUSING FOR A MOBILE DEVICE**

(75) Inventors: **Curt Croley**, Stony Brook, NY (US);  
**Chris Hammond**, Shoreham, NY (US)

(73) Assignee: **Symbol Technologies, Inc.**, Holtsville,  
NY (US)

(\*\*) Term: **14 Years**

(21) Appl. No.: **29/299,563**

(22) Filed: **Dec. 28, 2007**

(51) **LOC (8) Cl.** ..... **14-02**

(52) **U.S. Cl.** ..... **D14/341**

(58) **Field of Classification Search** ..... D14/341,  
D14/342, 343, 344, 345, 346, 347, 420, 426,  
D14/427, 432, 439, 440, 441, 448, 496, 125,  
D14/137, 129, 130, 138, 250, 389, 147, 218,  
D14/247, 248, 156; D10/65, 78, 104, 46;  
D13/168; D18/6, 7; D21/329, 686; D6/595,  
D6/601, 605; 455/90.3, 556.1, 556.2, 575.1,  
455/575.3, 575.4; 379/433.01, 433.04, 433.06,  
379/433.07; 361/814; 341/22; 345/169,  
345/173

See application file for complete search history.

(56) **References Cited**

**U.S. PATENT DOCUMENTS**

D500,500 S \* 1/2005 Chien ..... D14/346  
D554,612 S \* 11/2007 Wang ..... D14/138

D559,223 S \* 1/2008 Kim et al. .... D14/138  
D561,146 S \* 2/2008 Finney et al. .... D14/138  
D562,312 S \* 2/2008 Hu et al. .... D14/248  
D566,094 S \* 4/2008 Kim et al. .... D14/138  
D568,891 S \* 5/2008 Morris et al. .... D14/453

\* cited by examiner

*Primary Examiner*—Cathron Brooks

*Assistant Examiner*—Barbara Fox

(74) *Attorney, Agent, or Firm*—Fay Kaplun & Marcin, LLP

(57) **CLAIM**

The ornamental design for a front housing for a mobile device, as shown and described.

**DESCRIPTION**

FIG. 1 is a front view of a front housing for a mobile device showing our new design;

FIG. 2 is a top side view thereof;

FIG. 3 is a side view thereof;

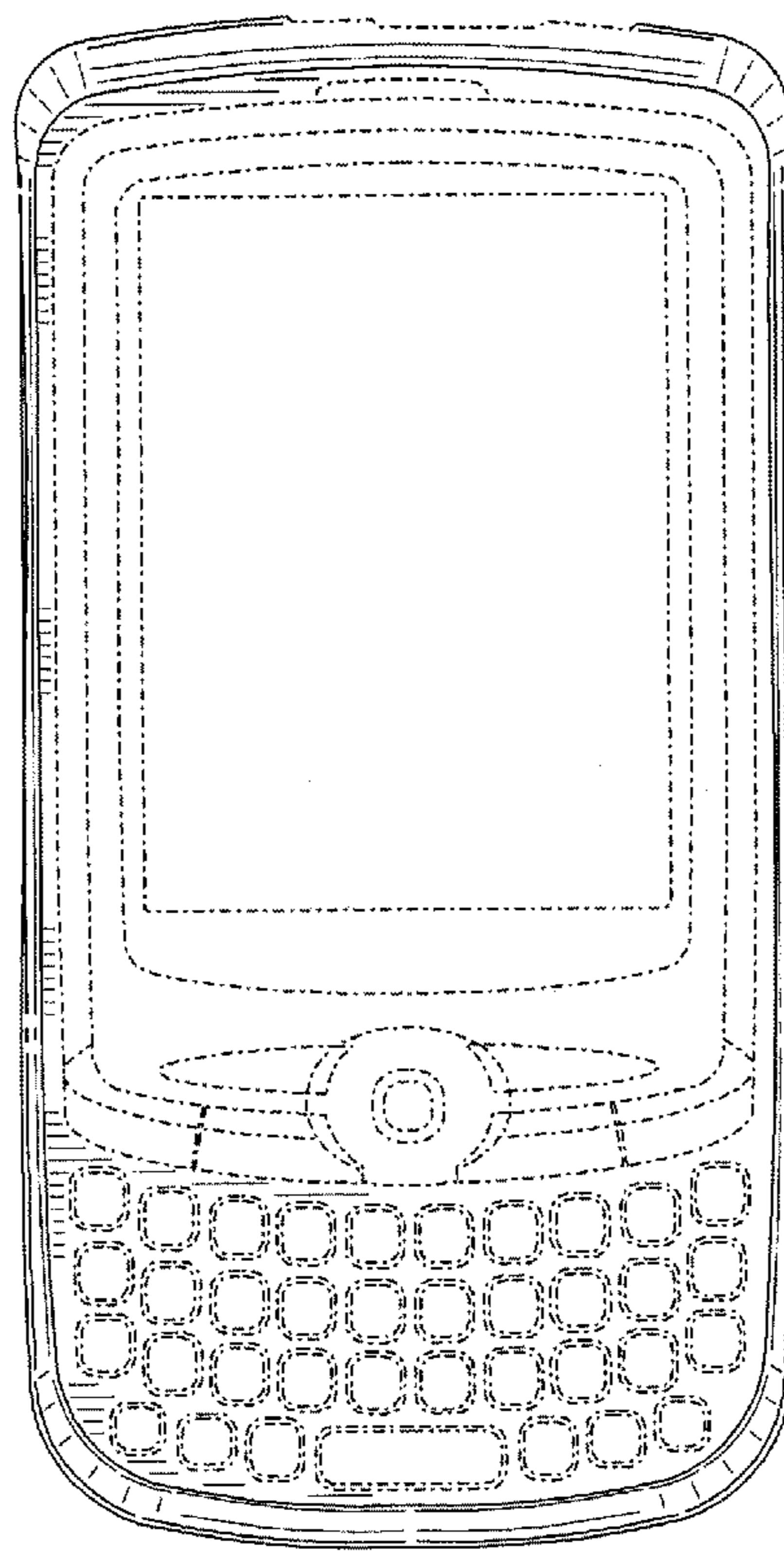
FIG. 4 is another side view thereof;

FIG. 5 is a bottom side view thereof; and,

FIG. 6 is an isometric view thereof.

The broken lines shown in FIGS. 1–6 are included for illustrative purposes only and form no part of the claimed design. The broken lines directly adjacent to shaded areas represent the boundaries of the claimed design.

**1 Claim, 2 Drawing Sheets**






FIG. 2




FIG. 3

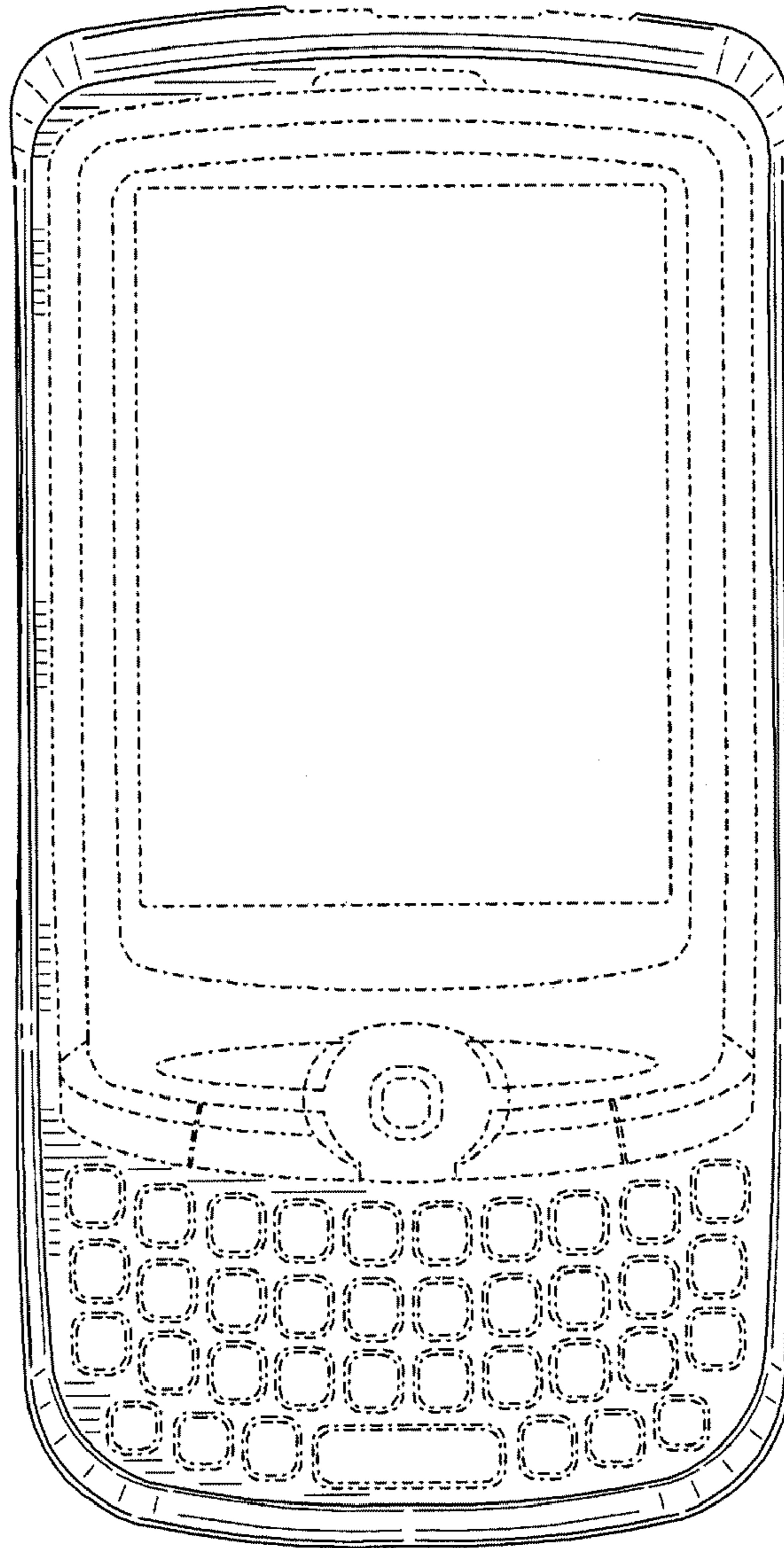


FIG. 1

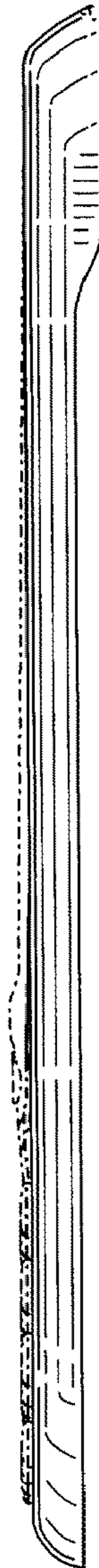


FIG. 4




FIG. 5

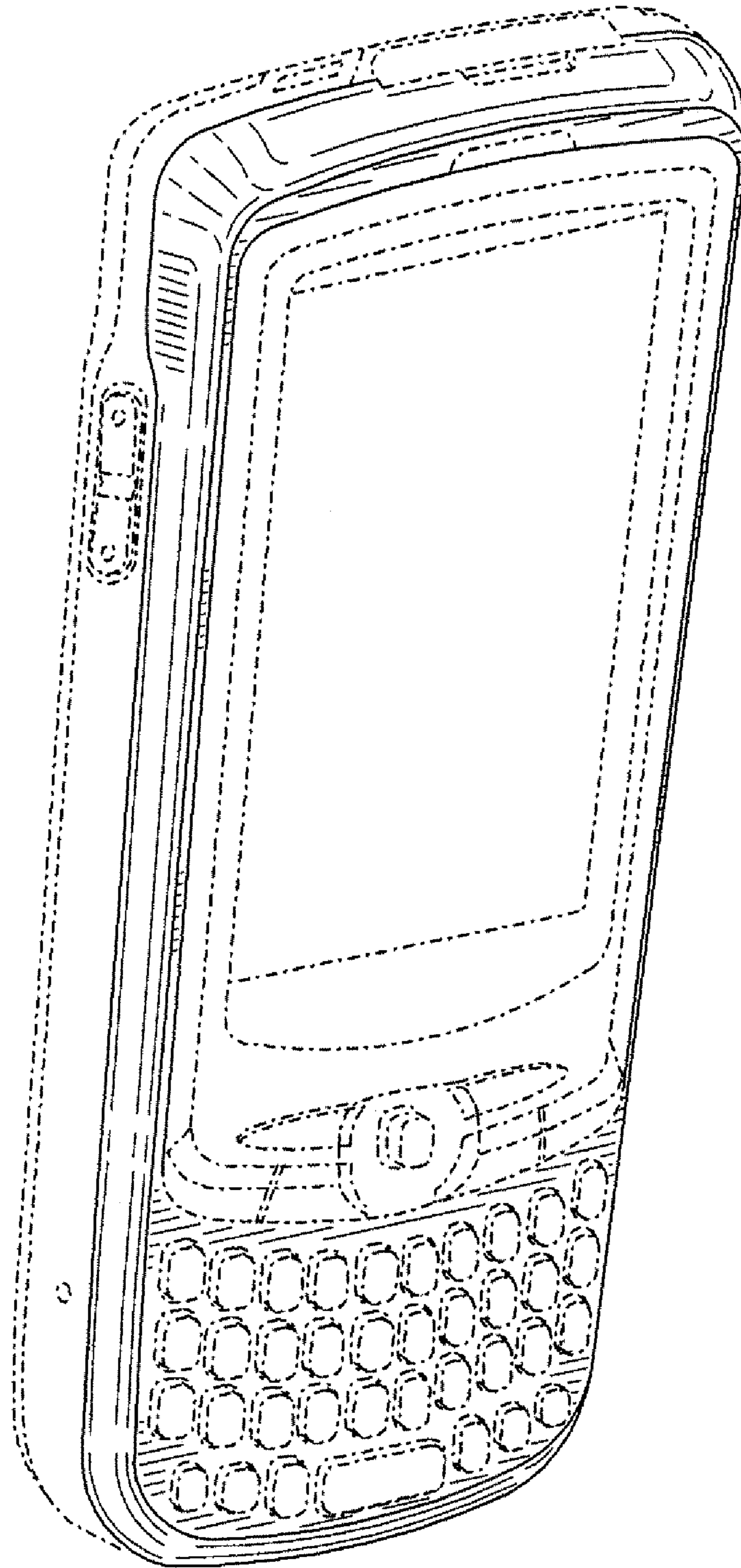


FIG. 6