



US00D582904S

(12) **United States Design Patent**  
**Martinez**

(10) **Patent No.:** **US D582,904 S**  
(45) **Date of Patent:** **\*\* Dec. 16, 2008**

(54) **AERIAL**  
(75) Inventor: **Enrique Martinez**, Barcelona (ES)  
(73) Assignee: **Advanced Automotive Antennas, S.L.**,  
Barcelona (ES)  
(\*\*) Term: **14 Years**  
(21) Appl. No.: **29/304,711**  
(22) Filed: **Mar. 6, 2008**  
(30) **Foreign Application Priority Data**  
Sep. 6, 2007 (EM) ..... 000784327-0004

(51) **LOC (8) Cl.** ..... **14-03**  
(52) **U.S. Cl.** ..... **D14/230**  
(58) **Field of Classification Search** ..... D14/138,  
D14/230-238, 299, 358; D12/42, 43; 343/700 MS,  
343/700 R-705, 711-713, 741, 748, 767,  
343/795, 819, 840, 846, 866, 871-908; 455/90.2,  
455/90.3, 91, 128, 269, 344, 347, 562.1  
See application file for complete search history.

(56) **References Cited**  
U.S. PATENT DOCUMENTS  
6,784,844 B1 \* 8/2004 Boakes et al. .... 343/702  
7,026,997 B2 \* 4/2006 Rahola ..... 373/700 MS  
7,222,798 B2 \* 5/2007 Ortigosa Vallejo et al. .. 235/492  
7,245,196 B1 \* 7/2007 Baliarda et al. .... 333/219  
7,312,762 B2 \* 12/2007 Puente Ballarda et al. .. 343/752

7,362,283 B2 \* 4/2008 Quintero Illera et al. .... 343/846  
2004/0119644 A1 \* 6/2004 Puente-Baliarda  
et al. .... 343/700 MS  
2004/0217916 A1 \* 11/2004 Quintero Illera et al. .... 343/895  
2007/0115184 A1 \* 5/2007 Chang et al. .... 343/700 MS  
2007/0152886 A1 \* 7/2007 Baliarda et al. .... 343/700 MS  
2008/0062049 A1 \* 3/2008 Castany et al. .... 343/702  
2008/0094304 A1 \* 4/2008 Park et al. .... 343/850  
\* cited by examiner

*Primary Examiner*—Robert M. Spear  
*Assistant Examiner*—John Windmuller  
(74) *Attorney, Agent, or Firm*—Honigman Miller Schwartz  
and Cohn LLP

(57) **CLAIM**


The ornamental design for an aerial, as shown and described.

**DESCRIPTION**

FIG. 1 is a top front elevational view of my design,  
FIG. 2 is a top plan view of FIG. 1,  
FIG. 3 is a bottom plan view of FIG. 1,  
FIG. 4 is a front plan view of FIG. 1, with the features in  
broken outline not shown, the rear plan view being a mirror  
image thereof; and,  
FIG. 5 is a side plan view of FIG. 1, with the features in broken  
outline not shown.

The features shown in broken line are not part of the claimed  
design.

**1 Claim, 2 Drawing Sheets**






FIG. 1





FIG. 4

FIG. 5

