



US00D582902S

(12) **United States Design Patent**
Crous

(10) **Patent No.:** **US D582,902 S**

(45) **Date of Patent:** **** Dec. 16, 2008**

(54) **MICROPHONE BRACKET**

(75) Inventor: **Kevin Henri Crous**, Centurion (ZA)

(73) Assignee: **Yuri John Serfontein**, Craighall Park (ZA)

(**) Term: **14 Years**

(21) Appl. No.: **29/293,604**

(22) Filed: **Dec. 3, 2007**

(30) **Foreign Application Priority Data**

Aug. 6, 2007 (EM) 000770037

(51) **LOC (8) Cl.** **14-01**

(52) **U.S. Cl.** **D14/229**

(58) **Field of Classification Search** D14/229,
D14/225, 226, 228, 299; D8/59, 107, 349,
D8/354, 355, 382, 387; D17/99; 84/411 R,
84/421; 228/173.5; 248/122.1, 125.2, 126,
248/309.1, 316.2, 414

See application file for complete search history.

(56) **References Cited**

U.S. PATENT DOCUMENTS

2,302,954 A * 11/1942 Priest et al. 228/173.5
D260,961 S * 9/1981 Leehaug D8/107

D305,026 S * 12/1989 Wolf D14/229
D345,288 S * 3/1994 Hubal et al. D8/59
D413,602 S * 9/1999 Chen D14/228
D466,397 S * 12/2002 Marwick D8/373
6,610,916 B1 * 8/2003 Torrez 84/421
D498,251 S * 11/2004 Invencio D16/242
D519,990 S * 5/2006 Lazor D14/229

* cited by examiner

Primary Examiner—Prabhakar Deshmukh

Assistant Examiner—Derrick Holland

(74) *Attorney, Agent, or Firm*—The Webb Law Firm

(57) **CLAIM**

The ornamental design of a microphone bracket, as shown.

DESCRIPTION

FIG. 1 is a perspective view of a microphone bracket in accordance with the present invention;

FIG. 2 is a top view thereof;

FIG. 3 is a bottom view thereof;

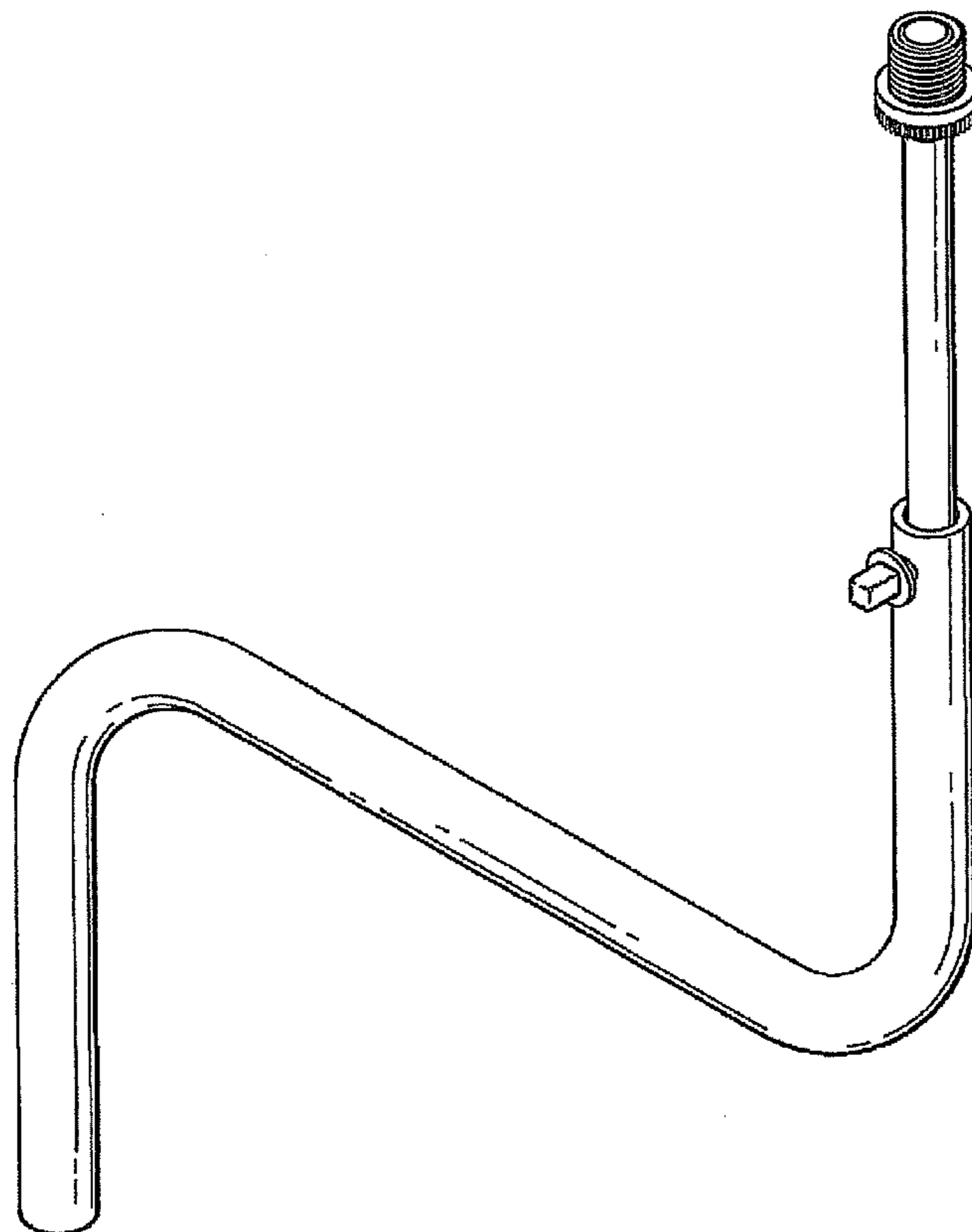
FIG. 4 is a front side view thereof;

FIG. 5 is a back side view thereof;

FIG. 6 is a right side view thereof; and,

FIG. 7 is a left side view thereof.

1 Claim, 6 Drawing Sheets



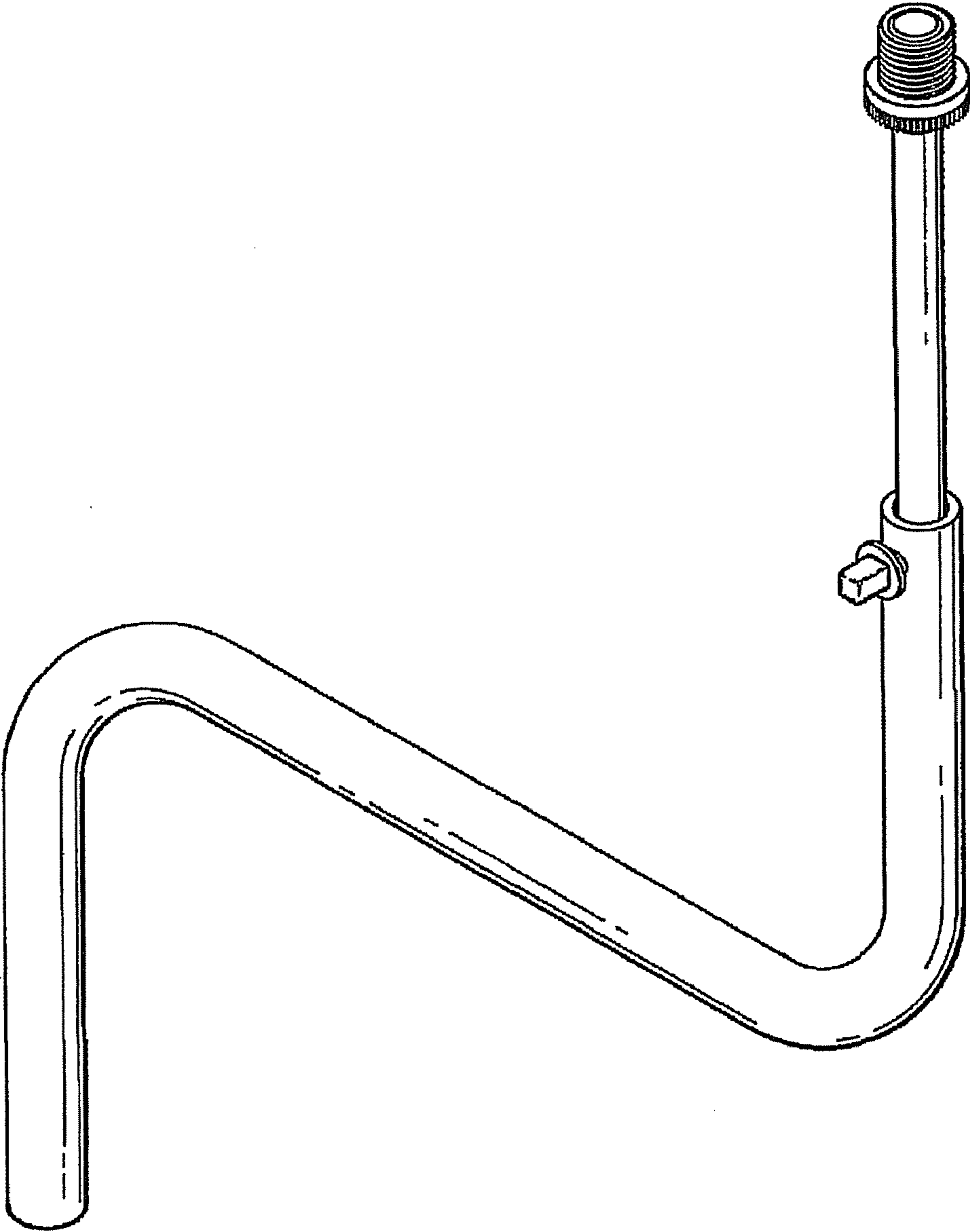


Fig. 1




Fig. 2




Fig. 3




Fig. 4

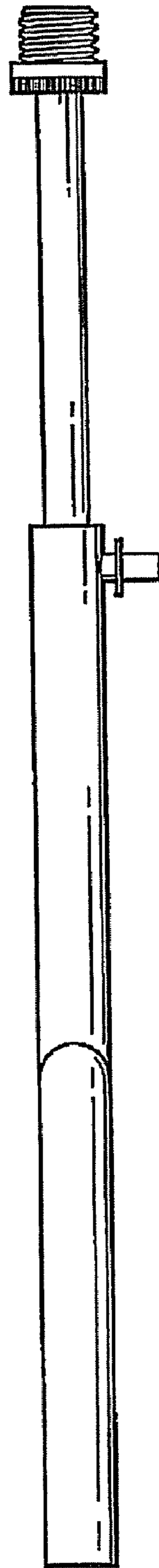


Fig. 5

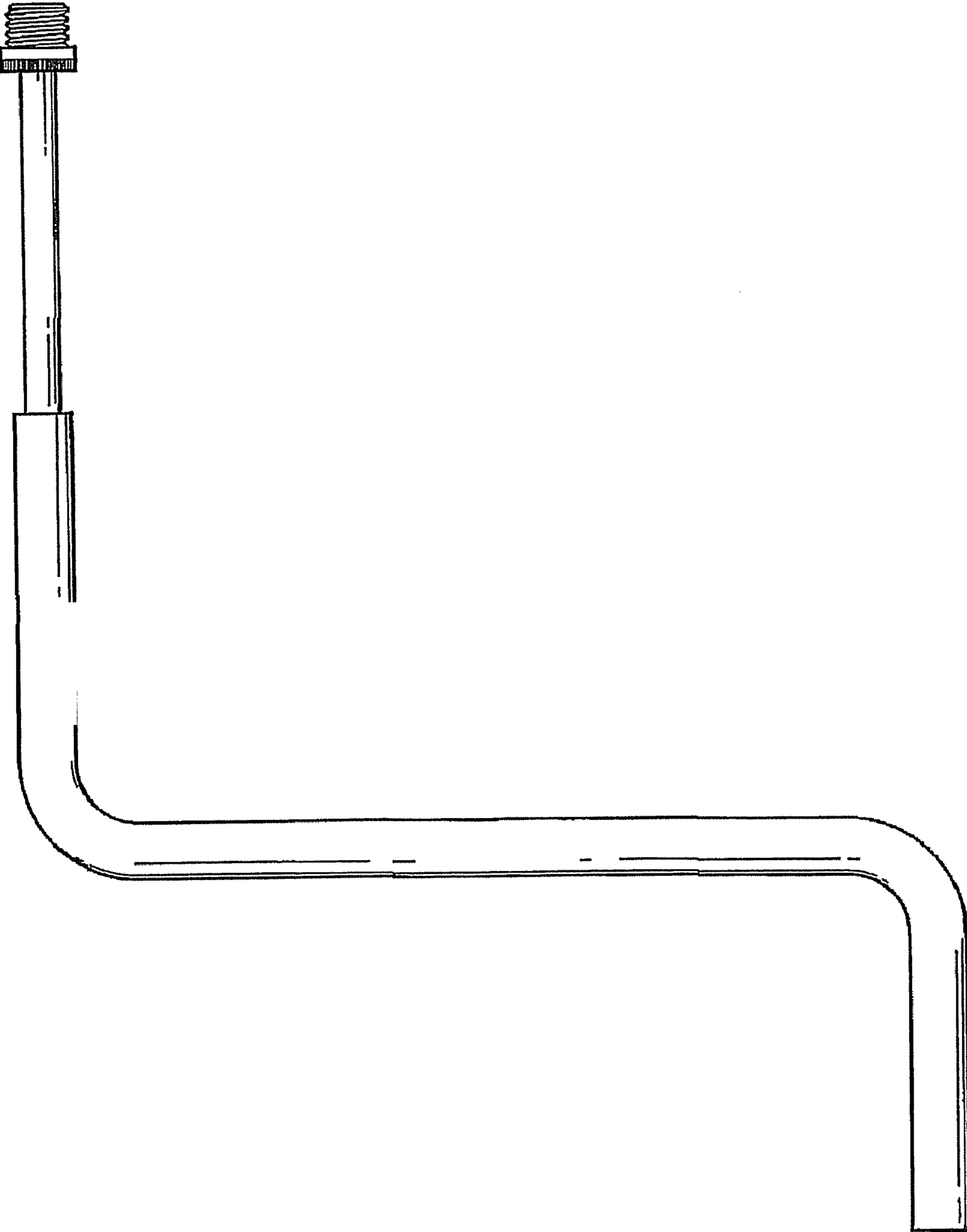


Fig. 6

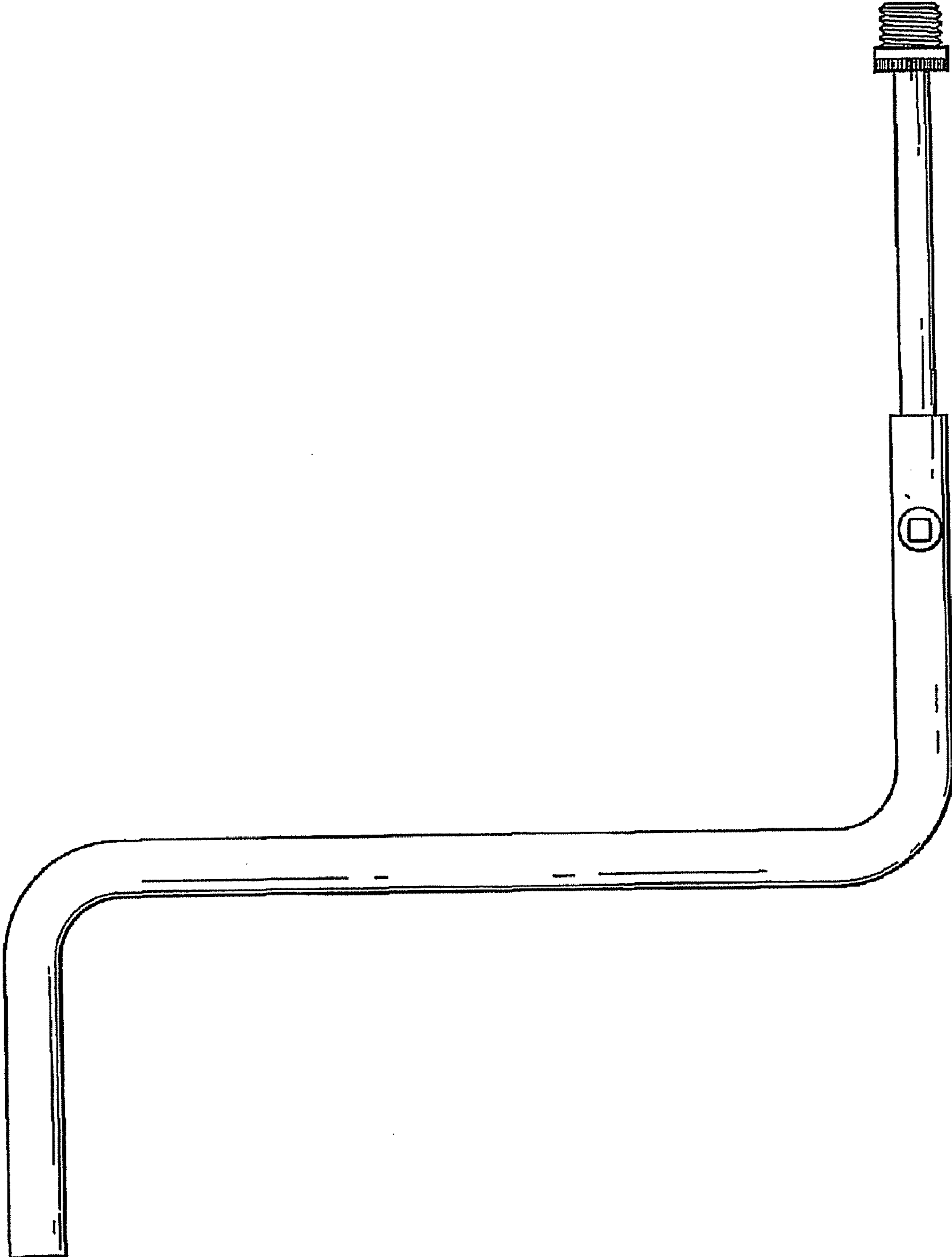


Fig. 7