



US00D582895S

(12) **United States Design Patent**
Frazer

(10) **Patent No.:** **US D582,895 S**

(45) **Date of Patent:** **** Dec. 16, 2008**

(54) **REMOTE CONTROL UNIT**

(75) Inventor: **Stephen Oliver Frazer**, London (GB)

(73) Assignee: **Koninklijke Philips Electronics N.V.**,
Eindhoven (NL)

(**) Term: **14 Years**

(21) Appl. No.: **29/304,527**

(22) Filed: **Mar. 4, 2008**

(30) **Foreign Application Priority Data**

Sep. 10, 2007 (EM) 000787064-0001

(51) **LOC (8) Cl.** **14-03**

(52) **U.S. Cl.** **D14/218**

(58) **Field of Classification Search** D14/218,
D14/455, 138; D13/168; D21/566; D10/104,
D10/106; 345/169; 348/14.05, 114, 211.99,
348/734; 340/825.24, 825.69; 341/22; 455/92,
455/95, 128, 151.1-151.4, 352, 355, FOR. 121;
700/65

See application file for complete search history.

(56) **References Cited**

U.S. PATENT DOCUMENTS

D349,688 S * 8/1994 Holbrook D13/162

D424,061 S * 5/2000 Backs et al. D14/218
D500,308 S * 12/2004 Honda D14/218
D506,463 S * 6/2005 Daniels D14/218
D515,072 S * 2/2006 Lee D14/218
D551,659 S * 9/2007 Shih et al. D14/218
D567,804 S * 4/2008 Yan D14/218

* cited by examiner

Primary Examiner—Robert M Spear
Assistant Examiner—John Windmuller

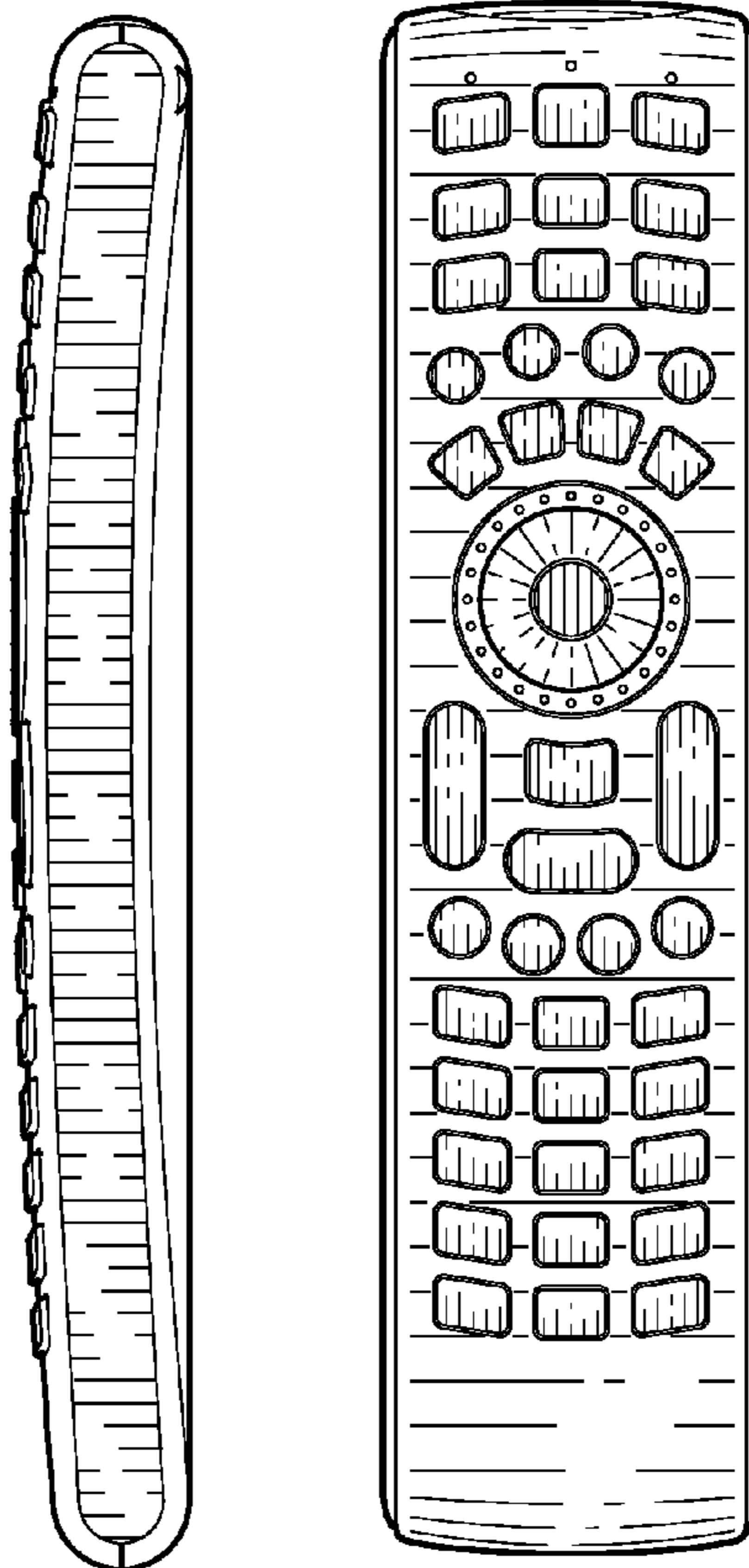
(57) **CLAIM**

The ornamental design for a remote control unit, as shown.

DESCRIPTION

FIG. 1 is a perspective view showing my design;
FIG. 2 is a front elevational view thereof;
FIG. 3 is a rear elevational view thereof;
FIG. 4 is a right side elevational view thereof;
FIG. 5 is a left side elevational view thereof;
FIG. 6 is a top plan view thereof; and,
FIG. 7 is a bottom plan view thereof.

1 Claim, 3 Drawing Sheets






FIG. 1

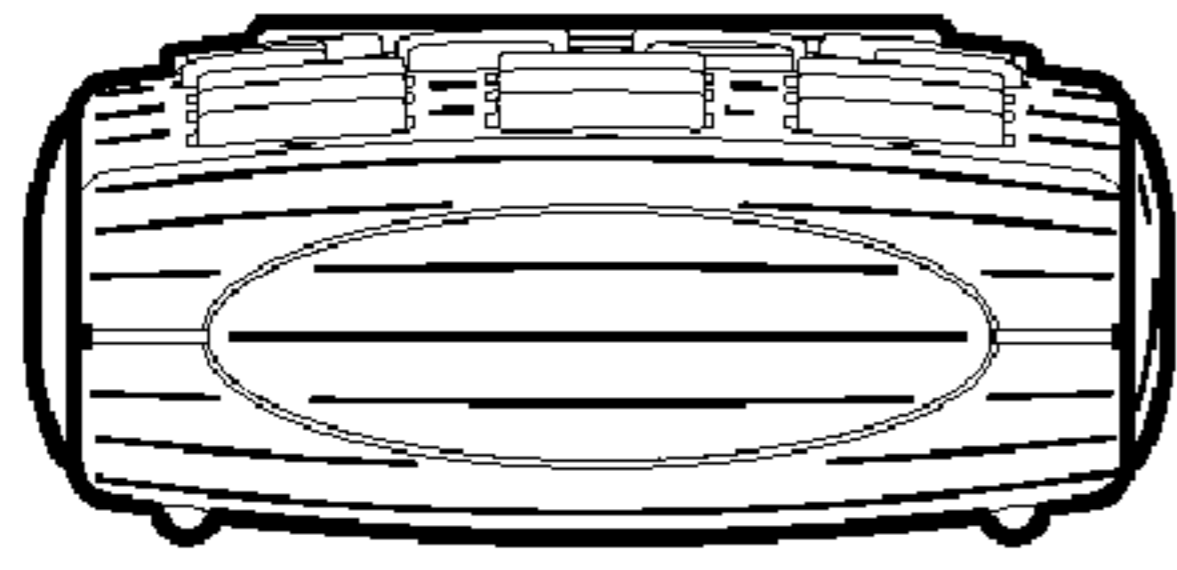


FIG. 2

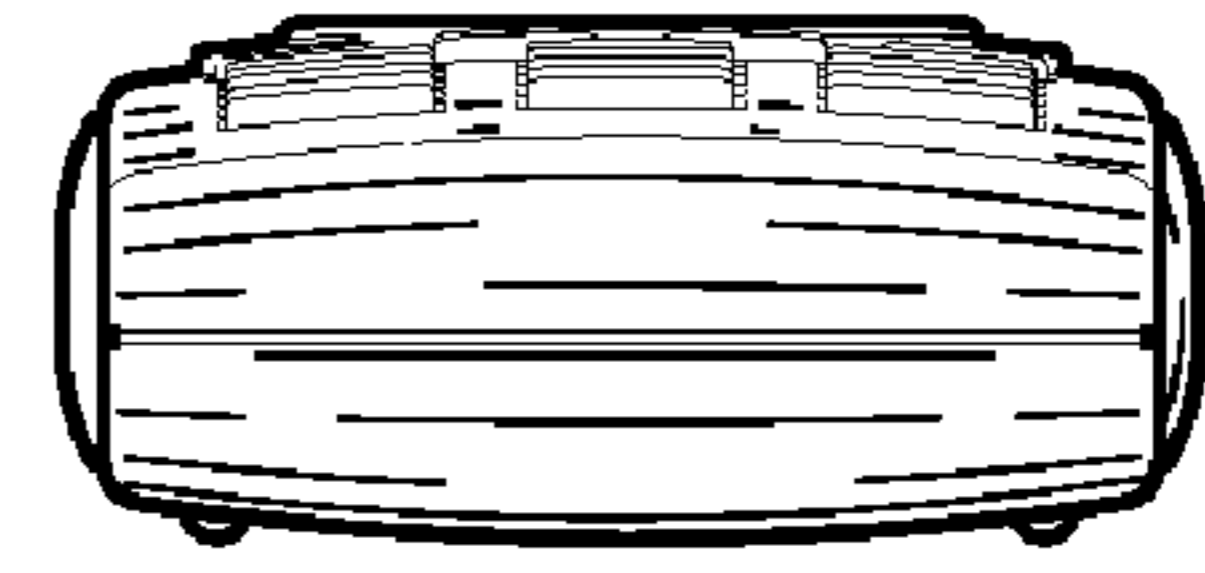


FIG. 3

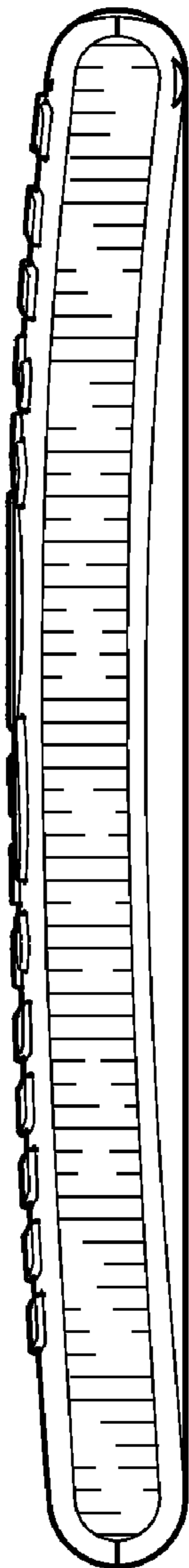


FIG. 4

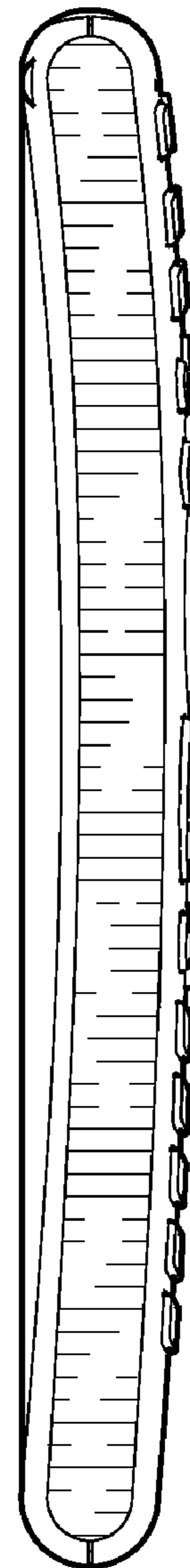


FIG. 5

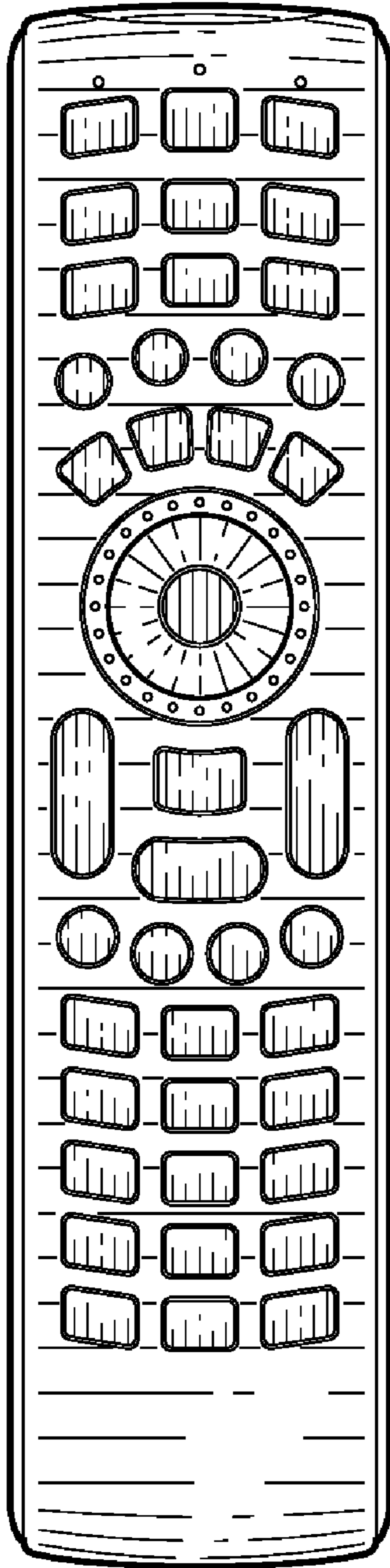


FIG. 6

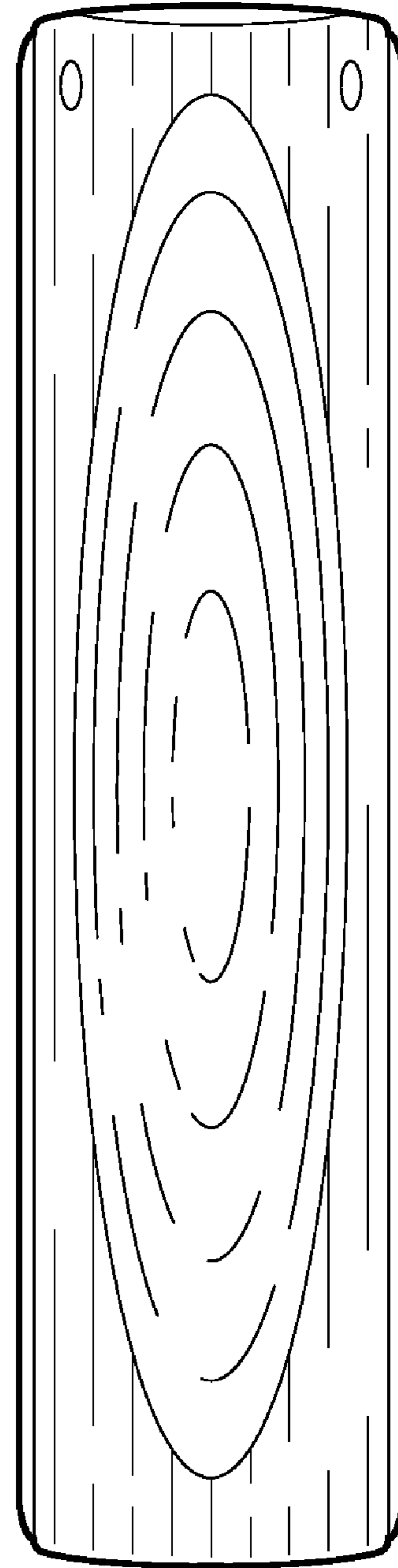


FIG. 7