



US00D582817S

(12) **United States Design Patent**
Shah

(10) **Patent No.:** **US D582,817 S**
(45) **Date of Patent:** **** *Dec. 16, 2008**

(54) **FLASH CUT GEMSTONE ARRANGEMENT**

(76) Inventor: **Alkesh Shah**, 13, Aryavarta Narayan
Dabholkar Road, Mumbai (IN) 400 004

(*) Notice: This patent is subject to a terminal disclaimer.

(**) Term: **14 Years**

(21) Appl. No.: **29/236,610**

(22) Filed: **Aug. 18, 2005**

(51) **LOC (8) Cl.** **11-01**

(52) **U.S. Cl.** **D11/91**

(58) **Field of Classification Search** D11/91,
D11/89, 90, 92, 93, 1, 2, 6-12, 16, 24-28,
D11/34-43, 79, 70, 222, 47, 75; 63/1.11-14.1,
63/15-15.4, 20, 22, 23, 26-33
See application file for complete search history.

(56) **References Cited**

U.S. PATENT DOCUMENTS

D372,883	S	*	8/1996	Adler	D11/89
D373,971	S	*	9/1996	Katz	D11/90
D377,770	S	*	2/1997	Udco	D11/75
D460,018	S	*	7/2002	Chan	D11/92
D460,380	S	*	7/2002	Cohen	D11/92
D462,634	S	*	9/2002	Cohen	D11/90
D466,435	S	*	12/2002	Chan	D11/90
D468,660	S	*	1/2003	Chan	D11/90
D472,181	S	*	3/2003	Cohen	D11/92
D482,636	S	*	11/2003	Pachauer	D11/91

D485,508	S	*	1/2004	Hacmon	D11/90
D533,805	S	*	12/2006	Hacmon	D11/90
2002/0166337	A1	*	11/2002	Cohen	63/26

* cited by examiner

Primary Examiner—Louis S Zarfes

Assistant Examiner—David G Muller

(74) *Attorney, Agent, or Firm*—Honigman Miller Schwartz &
Cohn LLP

(57) **CLAIM**

The ornamental design for flash cut gemstone arrangement,
as shown and described.

DESCRIPTION

FIG. 1 is a top view of a gemstone arrangement according to
an embodiment of the invention;

FIG. 2 is a top view of a gemstone arrangement according to
another embodiment of the invention;

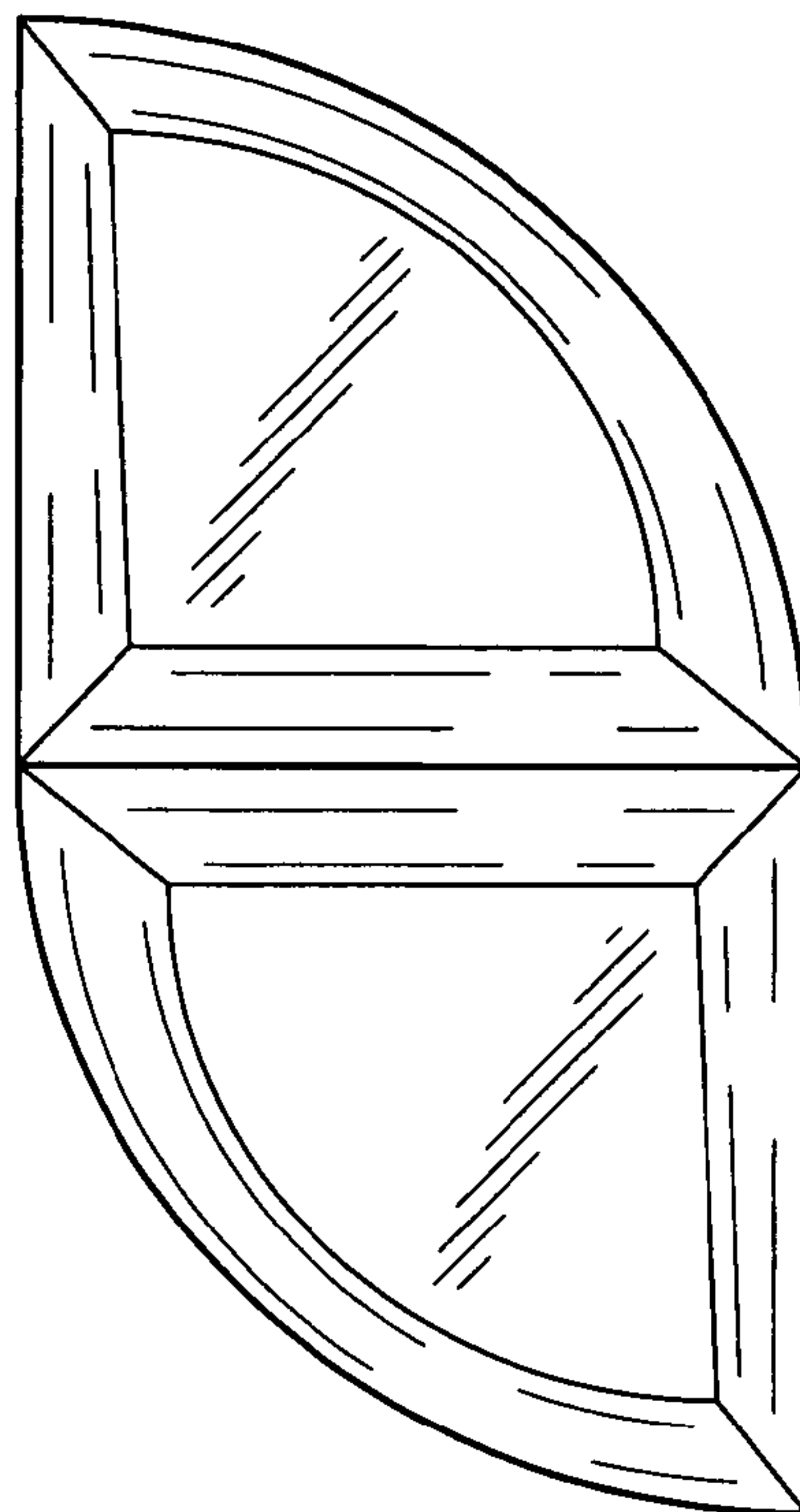
FIG. 3 is a side view of the gemstone arrangements shown in
FIG. 1, the side view of FIG. 2 being a mirror image;

FIG. 4 is a bottom view of the gemstone arrangement shown
in FIG. 1; and,

FIG. 5 is a bottom view of the gemstone arrangement shown
in FIG. 2.

The broken line showing of parts of the drawings is included
for the purpose of illustrating use and environment and forms
no part of the claimed design.

1 Claim, 3 Drawing Sheets



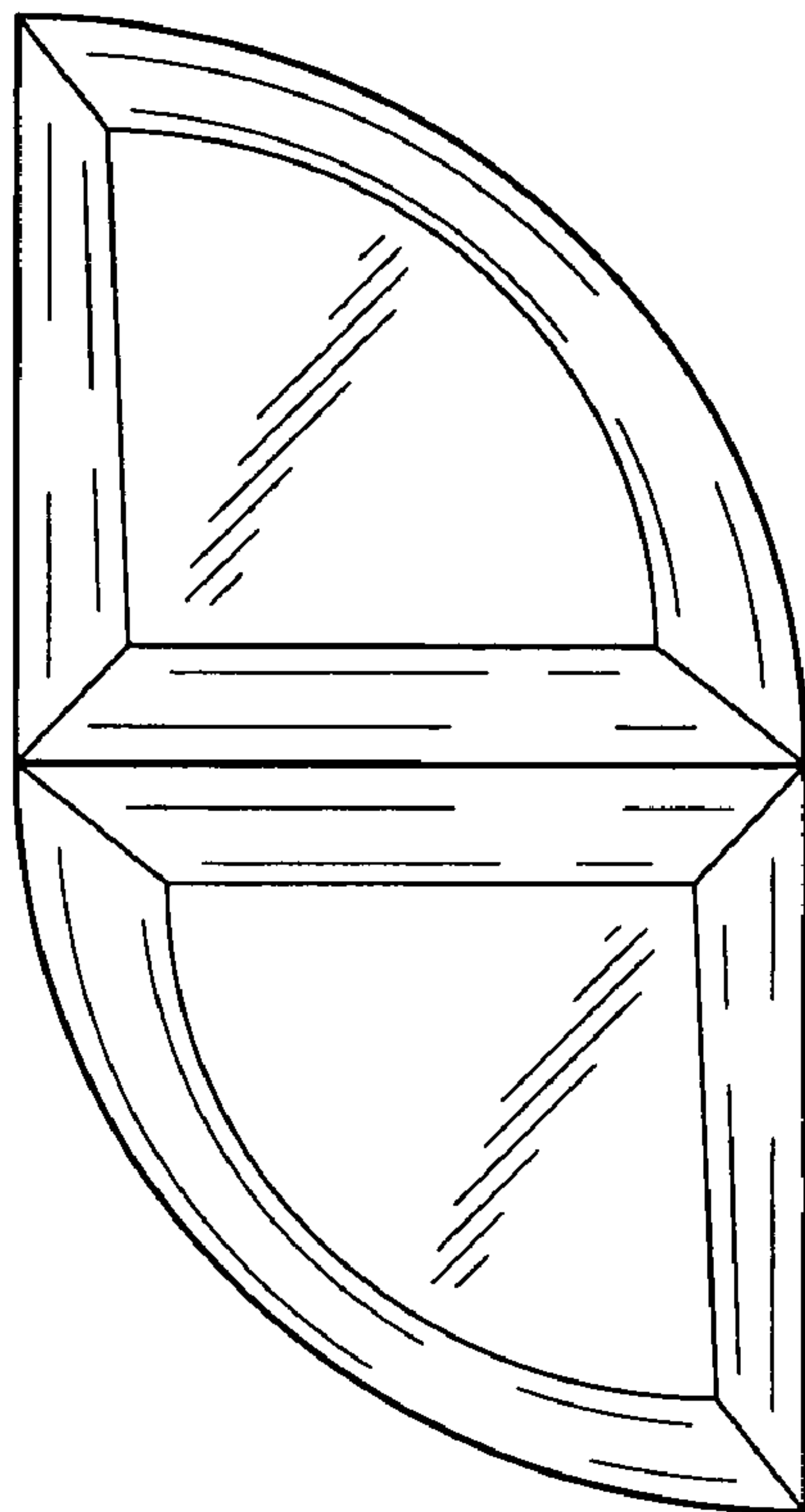


FIG. 1

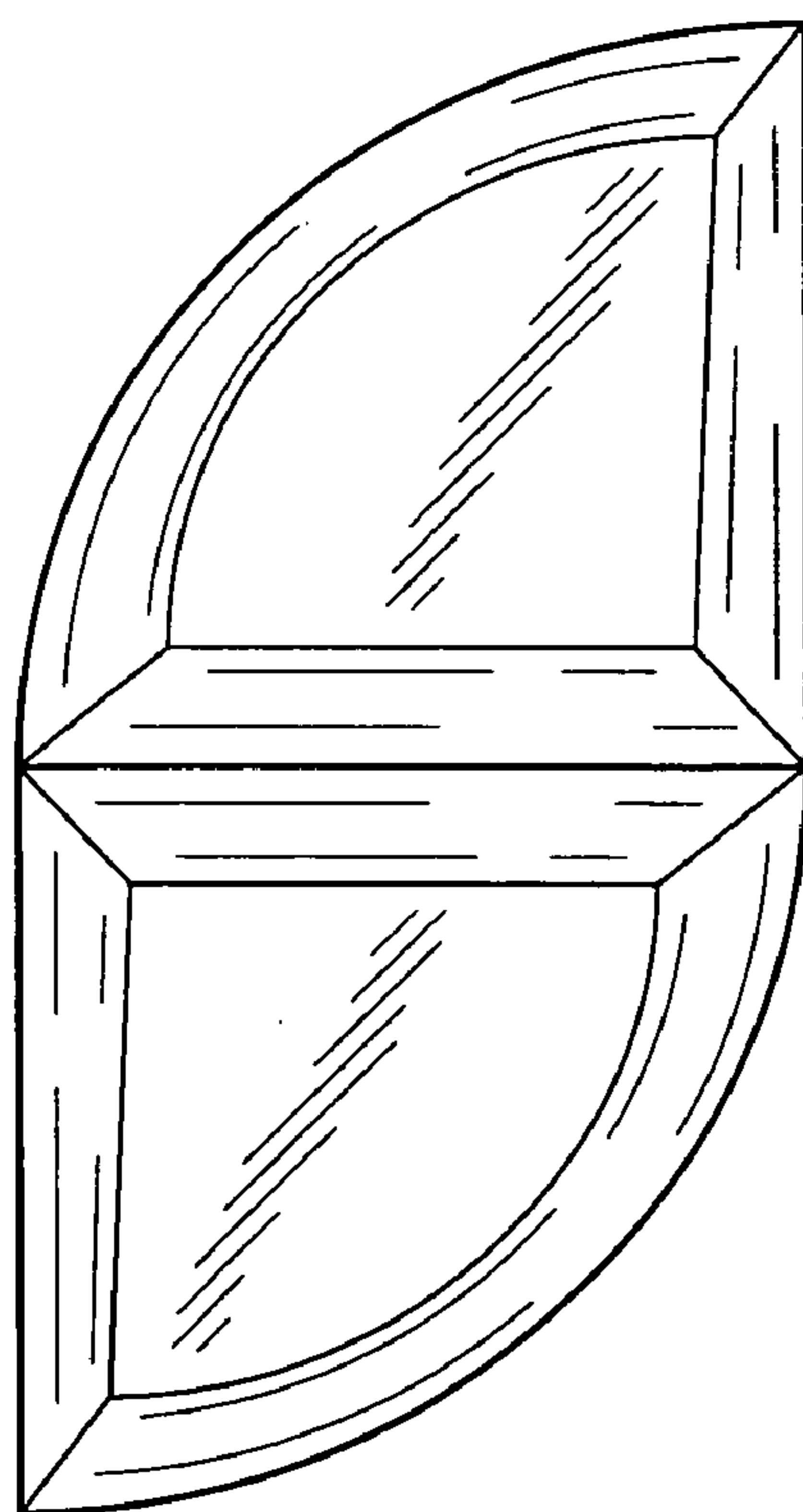


FIG. 2

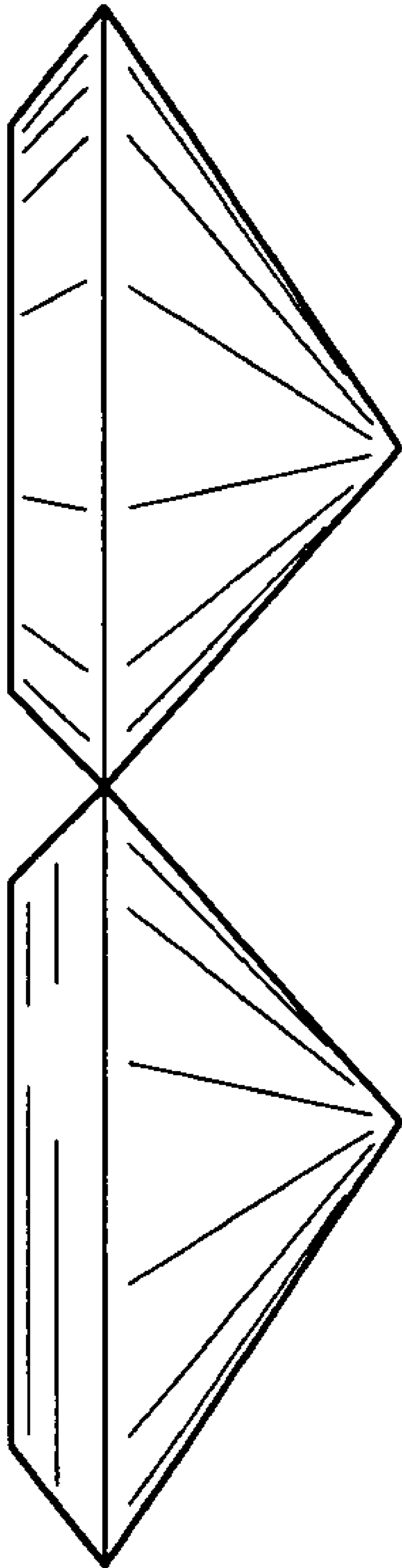


FIG. 3

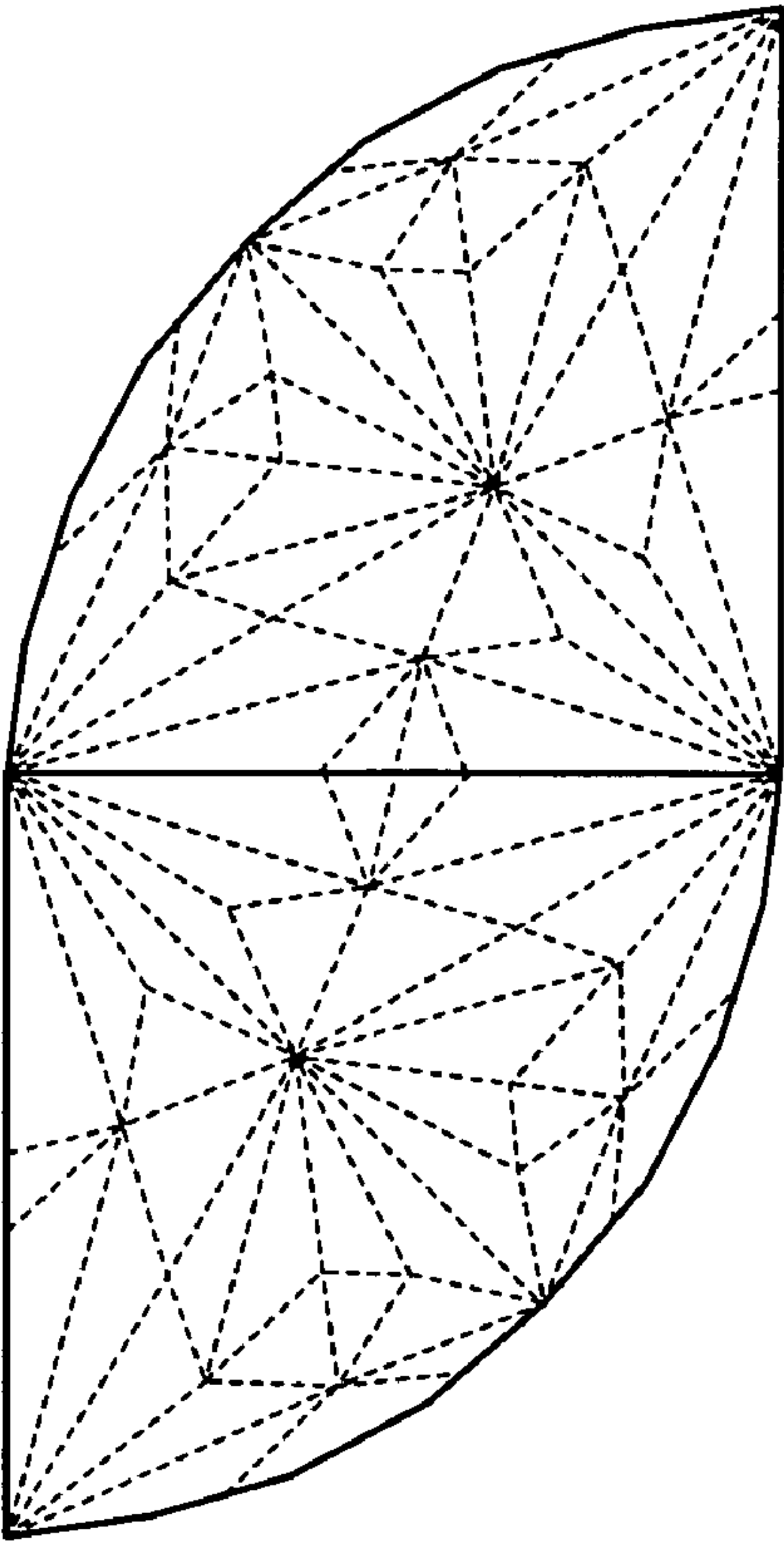


FIG. 4

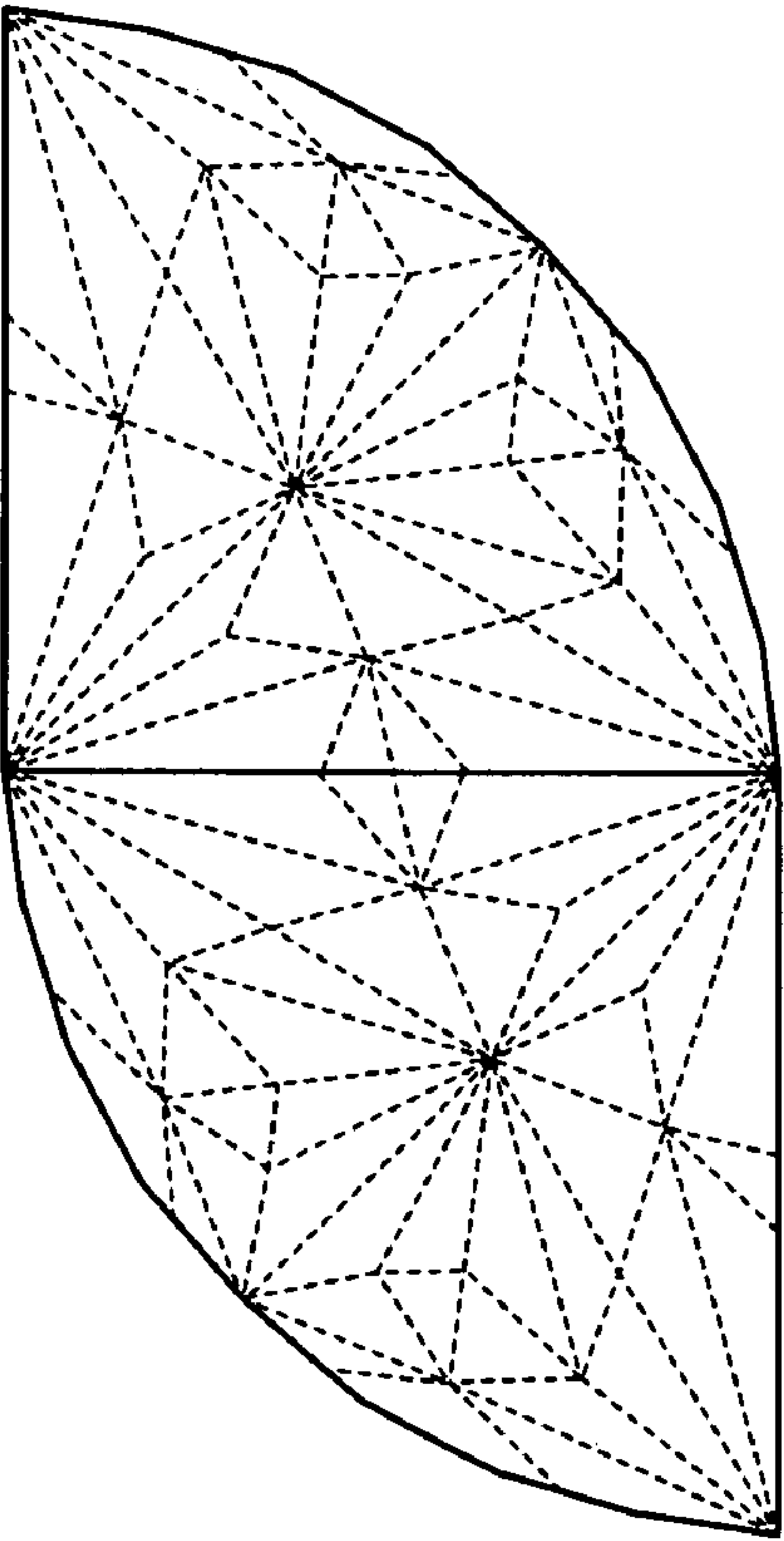


FIG. 5