



US00D582808S

(12) **United States Design Patent**
Cook

(10) **Patent No.:** **US D582,808 S**

(45) **Date of Patent:** **** Dec. 16, 2008**

(54) **LEVEL**

(75) **Inventor:** **Vincent Cook**, Milford, CT (US)

(73) **Assignee:** **The Stanley Works**, New Britain, CT (US)

(**) **Term:** **14 Years**

(21) **Appl. No.:** **29/317,862**

(22) **Filed:** **May 8, 2008**

(51) **LOC (8) Cl.** **10-04**

(52) **U.S. Cl.** **D10/69**

(58) **Field of Classification Search** D10/69;
33/365, 366.11-366.27, 367-391

See application file for complete search history.

(56) **References Cited**

U.S. PATENT DOCUMENTS

D280,185 S * 8/1985 Wright D10/69

D521,882 S * 5/2006 Kim D10/69

D536,999 S * 2/2007 Chen D10/69

* cited by examiner

Primary Examiner—Antoine D Davis

(74) *Attorney, Agent, or Firm*—Pillsbury Winthrop Shaw Pittman LLP

(57) **CLAIM**

The ornamental design for a level, as shown and described.

DESCRIPTION

FIG. 1 is a perspective illustration of an embodiment of the level according to my design;

FIG. 2 is a front plan view thereof;

FIG. 3 is a rear plan view thereof;

FIG. 4 is a top plan view thereof;

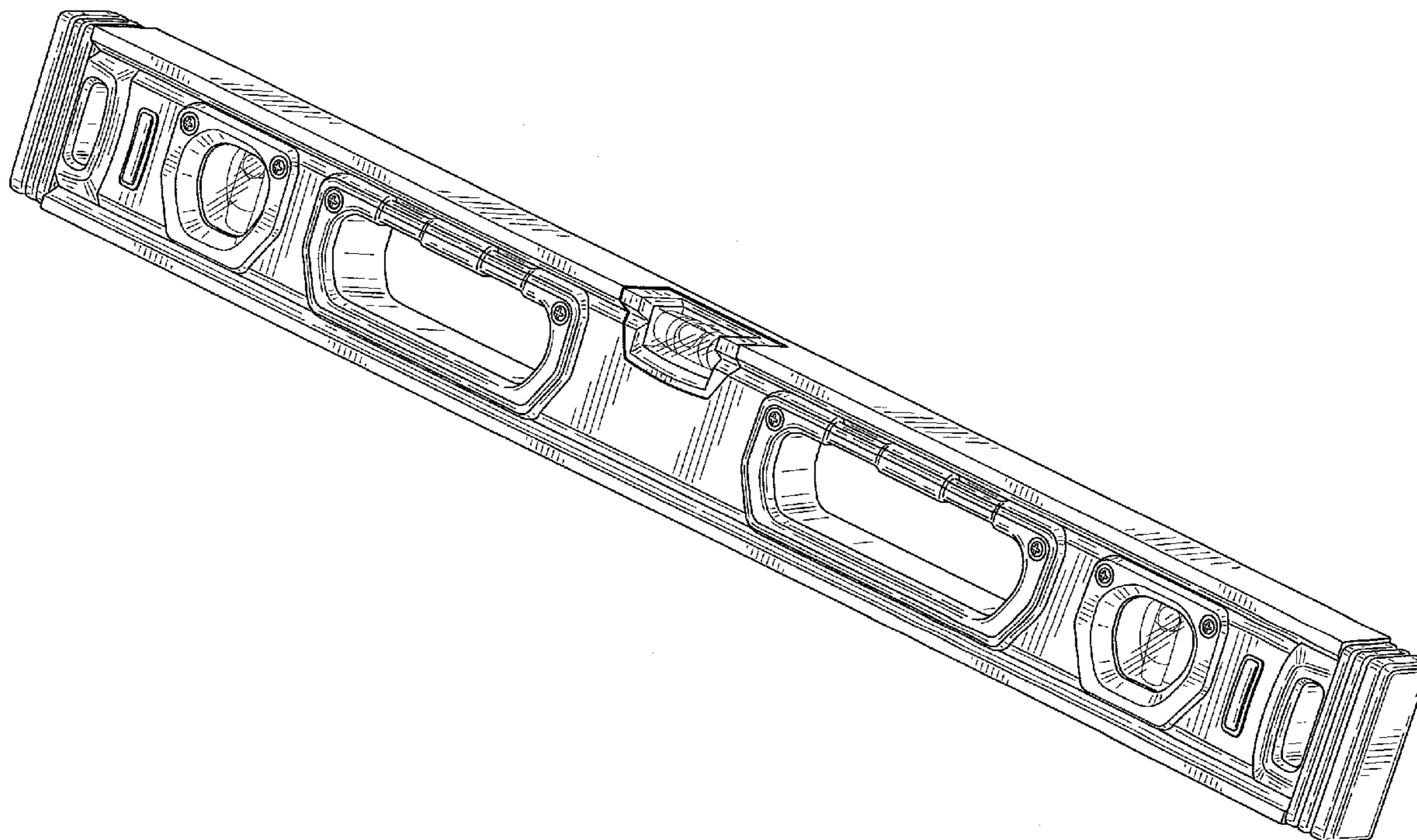
FIG. 5 is a bottom plan view thereof;

FIG. 6 is a left side view thereof; and,

FIG. 7 is a right side view thereof.

Where included, broken lines showing environment or structure are for illustrative purposes only and form no part of the claimed design.

1 Claim, 3 Drawing Sheets



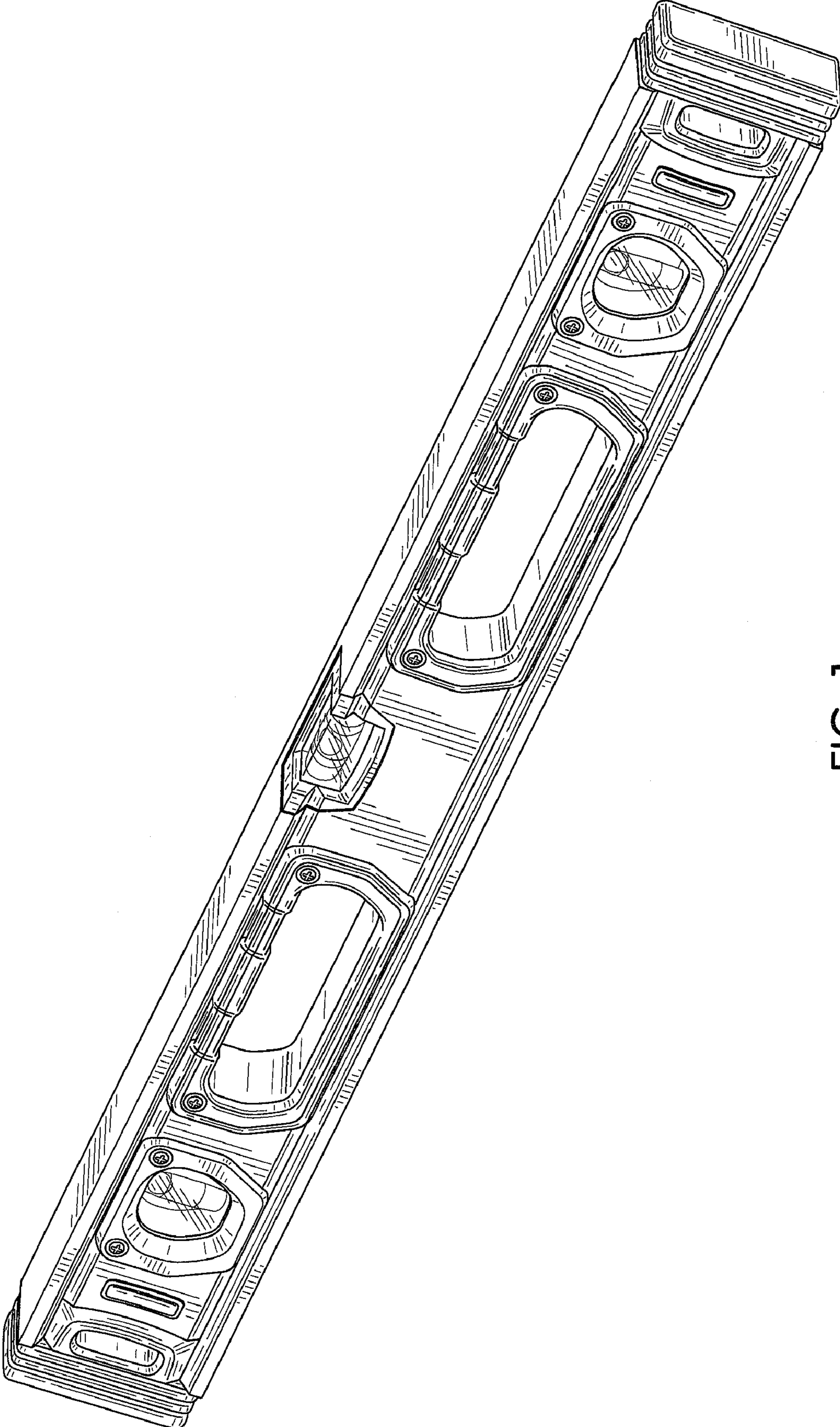


FIG. 1

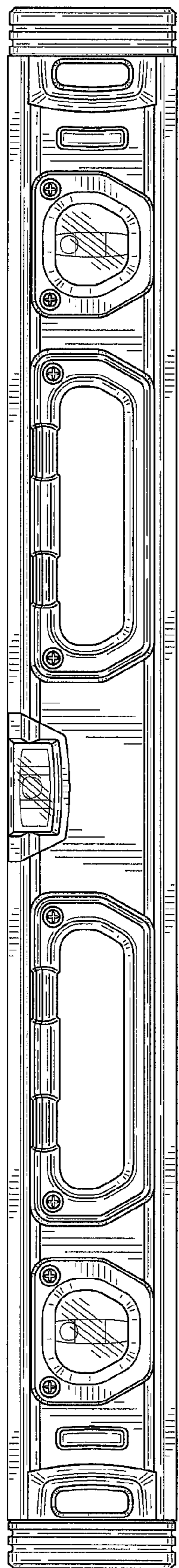


FIG. 2

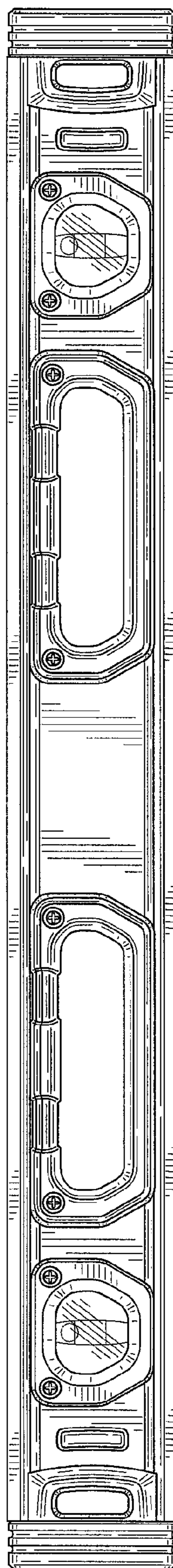


FIG. 3

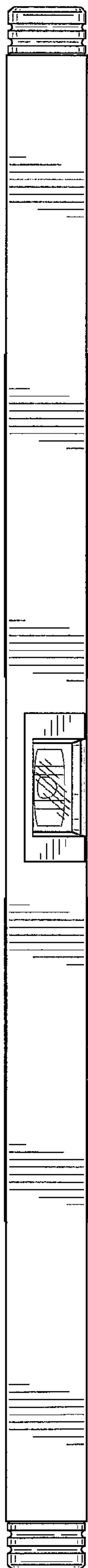


FIG. 4




FIG. 5



FIG. 6




FIG. 7