



US00D582803S

(12) **United States Design Patent**
Comerford et al.

(10) **Patent No.:** **US D582,803 S**
(45) **Date of Patent:** **** Dec. 16, 2008**

(54) **THERMOSTAT**

DESCRIPTION

(75) Inventors: **Tim Comerford**, Indianapolis, IN (US);
Scott A. Sorg, Fort Wayne, IN (US);
David Wilson, Kimball, MI (US);
Michael Nellenbach, Clawson, MI (US)

(73) Assignee: **Carrier Corporation**, Farmington, CT
(US)

(**) Term: **14 Years**

(21) Appl. No.: **29/294,652**

(22) Filed: **Jan. 18, 2008**

(51) **LOC (8) Cl.** **10-04**

(52) **U.S. Cl.** **D10/50**

(58) **Field of Classification Search** D10/49-50;
236/46 R, 47, 49.3, 51, 84, 94; 400/485

See application file for complete search history.

(56) **References Cited**

U.S. PATENT DOCUMENTS

D255,103 S	5/1980	Wolfe
D268,252 S	3/1983	Chambers
D304,911 S	12/1989	Parker et al.
D315,519 S	3/1991	Odom, Jr. et al.
D359,459 S	6/1995	Summa et al.
D360,146 S	7/1995	Gaskell et al.
D386,989 S	12/1997	Gee, II
D386,990 S	12/1997	Gee, II
D403,972 S	1/1999	Gaskell et al.
D412,672 S	8/1999	Ohlwine et al.
D413,073 S	8/1999	Brechbill et al.
D425,801 S	5/2000	Brechbill et al.
D429,169 S	8/2000	Ohlwine et al.

(Continued)

Primary Examiner—Antoine D Davis

(74) *Attorney, Agent, or Firm*—Kinney & Lange PA

(57) **CLAIM**

The ornamental design for a thermostat, as shown and described.

FIG. 1 is a perspective view of a first embodiment with a front cover closed;

FIG. 2 is a right side view of a first embodiment with the front cover closed;

FIG. 3 is a left side view of a first embodiment with the front cover closed;

FIG. 4 is a front view of a first embodiment with the front cover closed;

FIG. 5 is a rear view of a first embodiment with the front cover closed;

FIG. 6 is a top view of a first embodiment with the front cover closed;

FIG. 7 is a bottom view of a first embodiment with the front cover closed;

FIG. 8 is a front view of a first embodiment with the front cover open;

FIG. 9 is a perspective view of a second embodiment with the front cover closed;

FIG. 10 is a right side view of a second embodiment with the front cover closed;

FIG. 11 is a front view of a second embodiment with the front cover closed;

FIG. 12 is a front view of a second embodiment with the front cover closed;

FIG. 13 is a rear view of a second embodiment with the front cover closed;


FIG. 14 is a top view of a second embodiment with the front cover closed;

FIG. 15 is a bottom view of a second embodiment with the front cover closed; and,

FIG. 16 is a front view of a second embodiment with the front cover open.

The broken lines in the Figures are for environmental purposes only and form no part of the claimed design.

1 Claim, 10 Drawing Sheets



US D582,803 S

Page 2

U.S. PATENT DOCUMENTS

D518,744 S 4/2006 Rosen
D524,663 S 7/2006 Moore
D525,154 S 7/2006 Moore
D527,658 S 9/2006 Moore
D531,527 S 11/2006 Moore
D536,271 S 2/2007 Moore

D541,184 S * 4/2007 Barton et al. D10/50
D556,060 S 11/2007 McGuire et al.
D556,061 S 11/2007 Rosen
D556,608 S 12/2007 Rhodes et al.
D571,675 S * 6/2008 Skaf et al. D10/50

* cited by examiner




Fig. 1



Fig. 2




Fig. 3

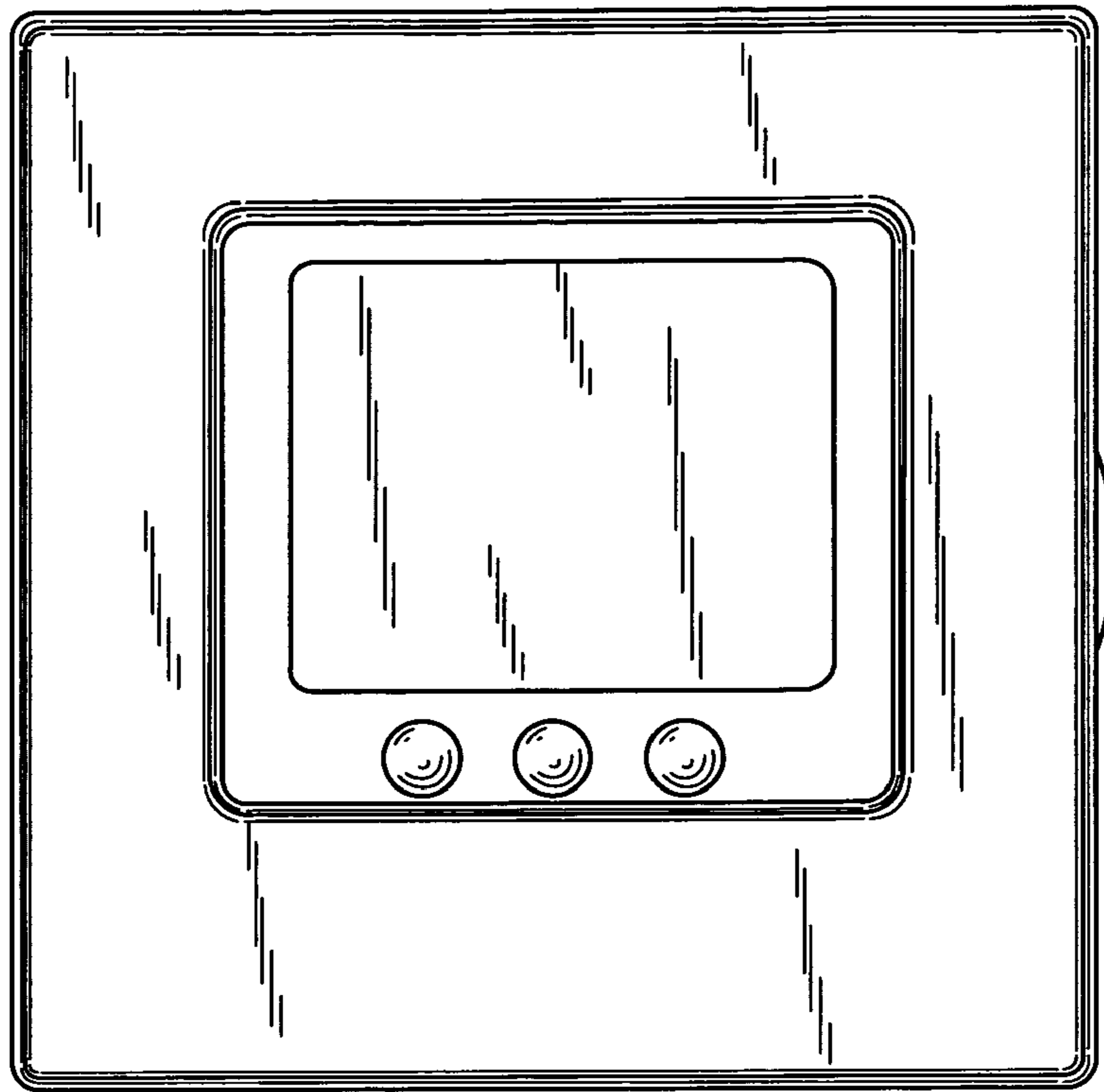


Fig. 4




Fig. 5




Fig. 6

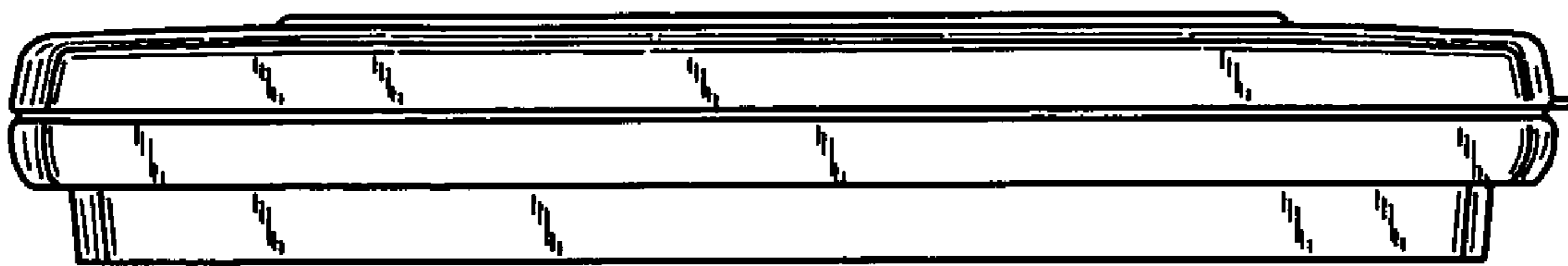


Fig. 7

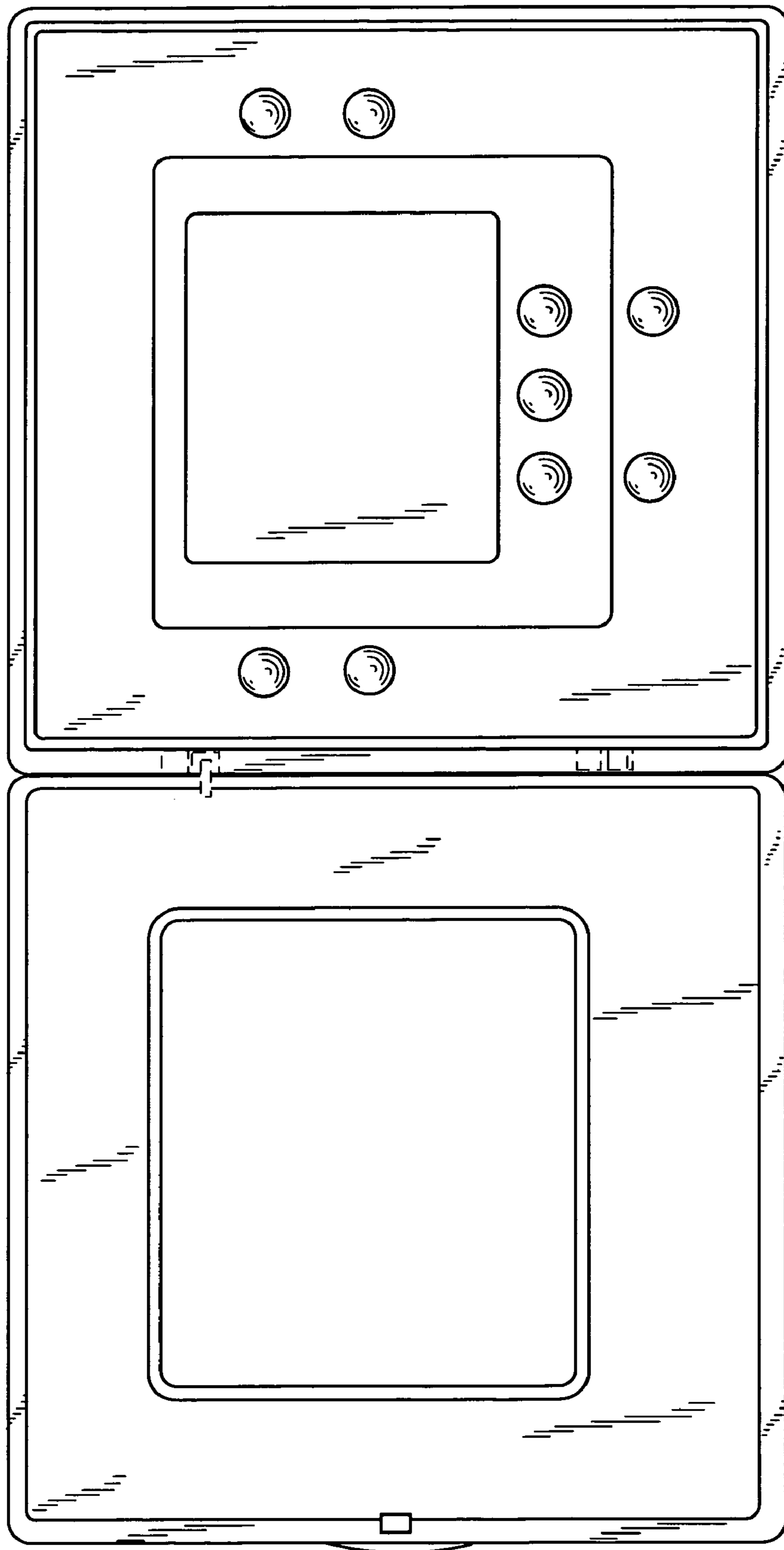


Fig. 8




Fig. 9




Fig. 10

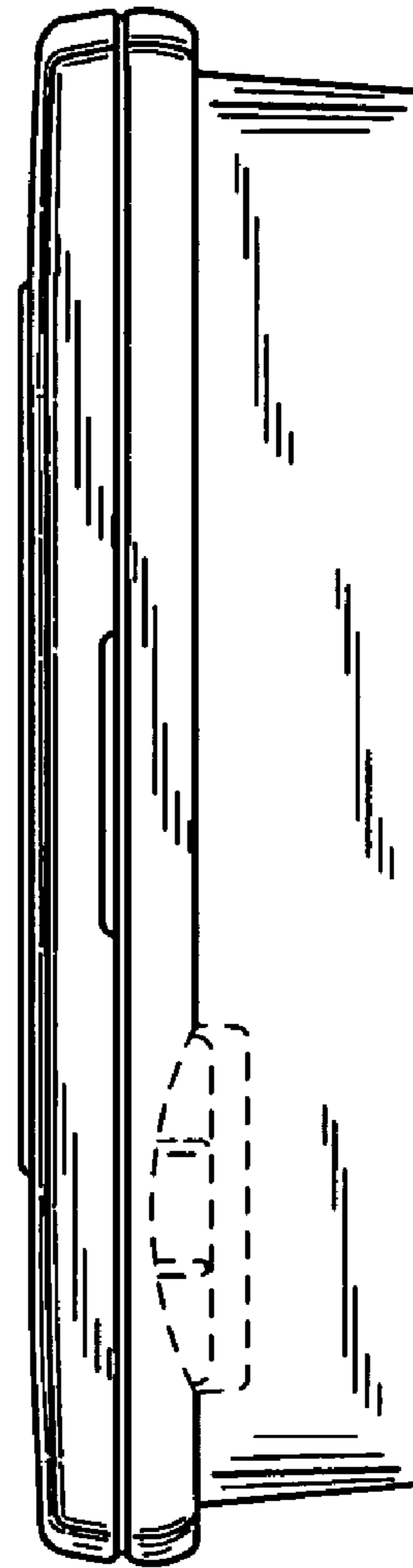


Fig. 11

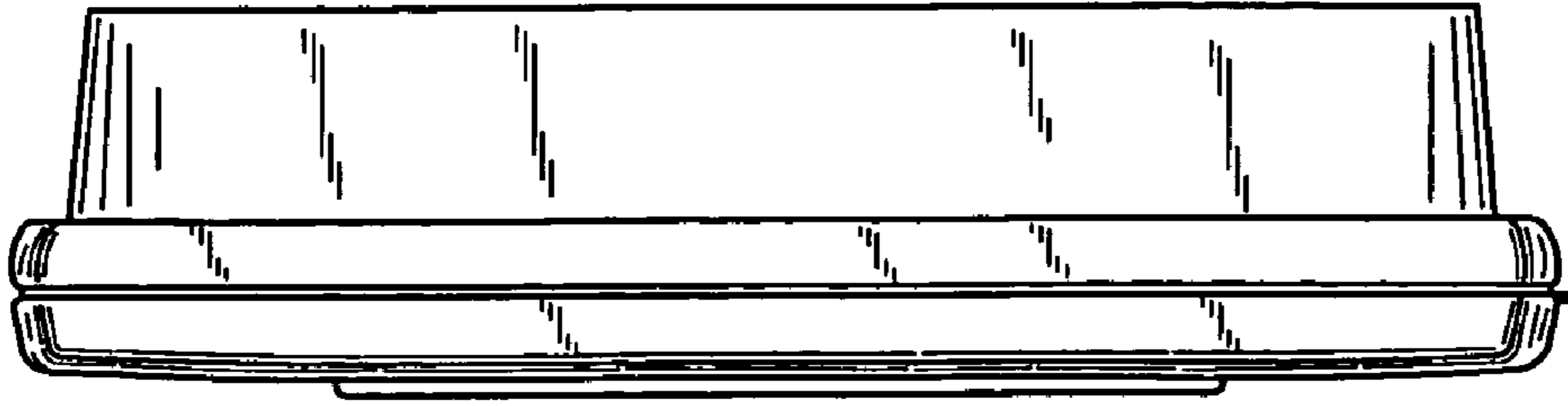


Fig. 12




Fig. 13

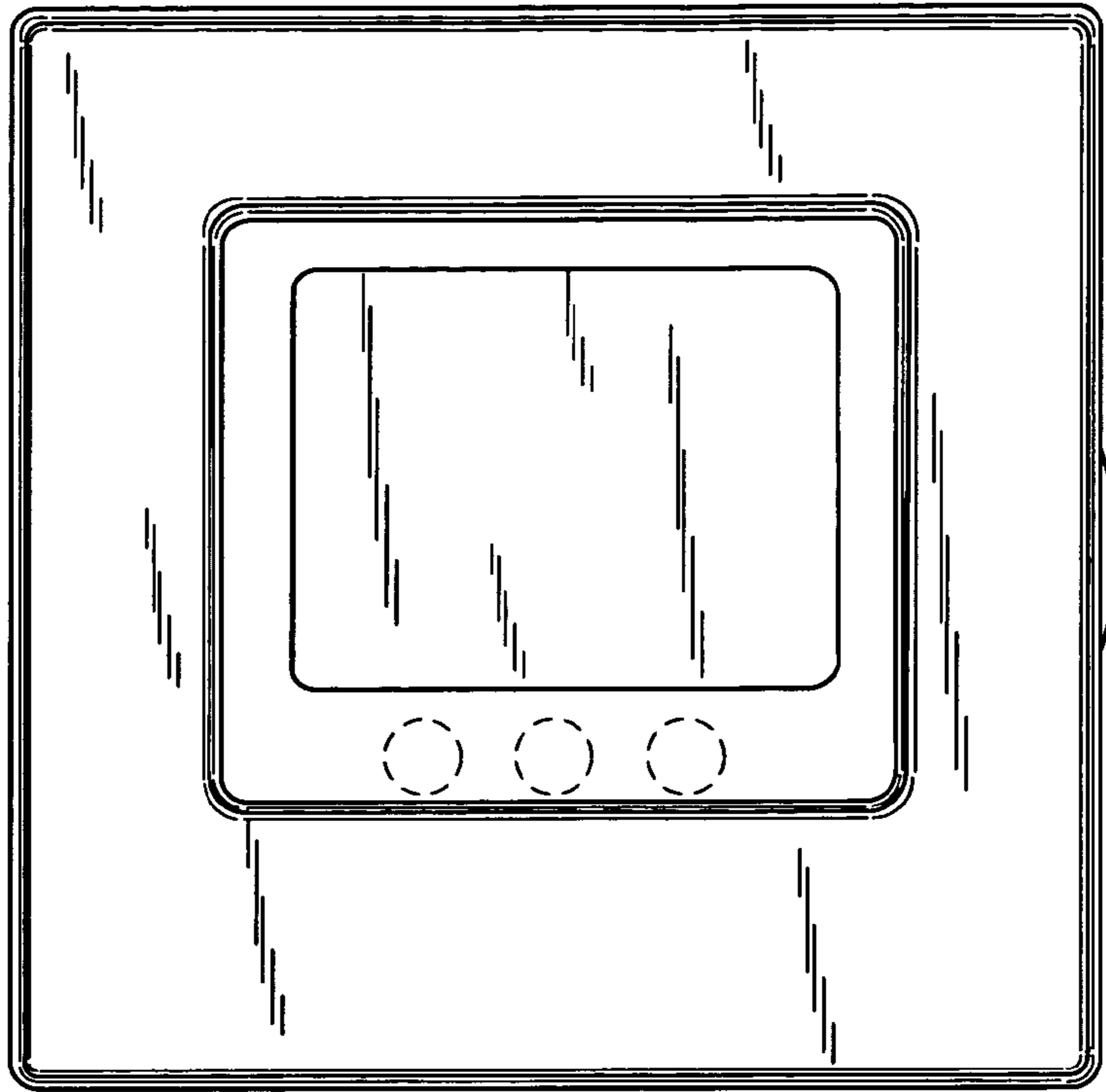


Fig. 14




Fig. 15

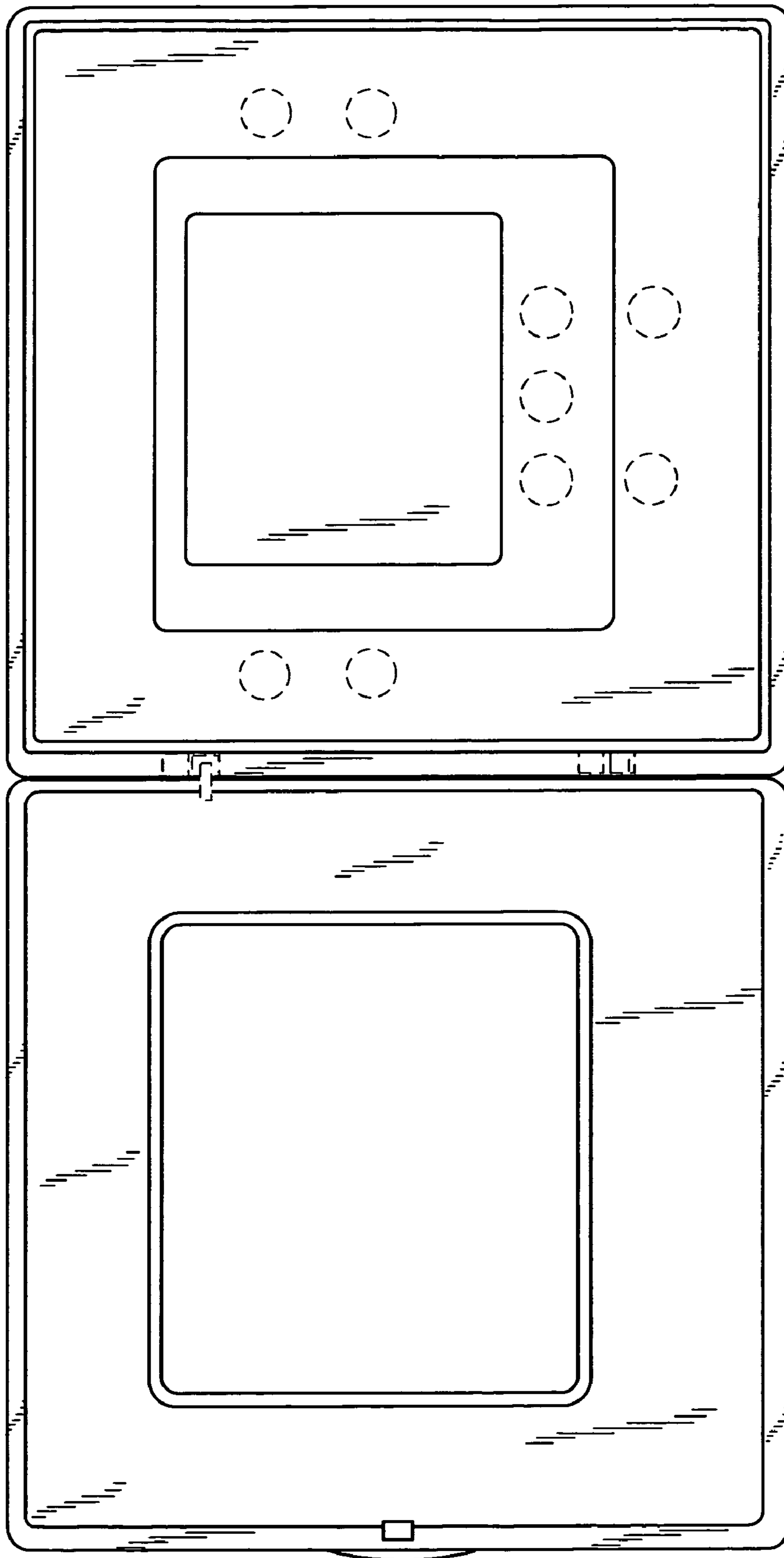


Fig. 16

UNITED STATES PATENT AND TRADEMARK OFFICE
CERTIFICATE OF CORRECTION

PATENT NO. : Des. 582,803 S
APPLICATION NO. : 29/294652
DATED : December 16, 2008
INVENTOR(S) : Tim Comerford et al.

Page 1 of 1

It is certified that error appears in the above-identified patent and that said Letters Patent is hereby corrected as shown below:

Column 2 of Cover Page, Line 5, delete "FIG. 2 is a right side view",
insert --FIG. 2 is a left side view--

Column 2 of Cover Page, Line 7, delete "FIG. 3 is a left side view",
insert --FIG. 3 is a right side view--

Column 2 of Cover Page, Line 21, delete "FIG. 10 is a right side view",
insert --FIG. 10 is a left side view--

Column 2 of Cover Page, Line 23, delete "FIG. 11 is a front view"
insert --FIG. 11 is a right side view--

Column 2 of Cover Page, Line 25, delete "FIG. 12 is a front view"
insert --FIG. 12 is a top view--

Column 2 of Cover Page, Line 27, delete "FIG 13 is a rear view"
insert --FIG. 13 is a bottom view--


Column 2 of Cover Page, Line 29, delete "FIG. 14 is a top view"
insert --FIG. 14 is a front view--

Column 2 of Cover Page, Line 31, delete "FIG. 15 is a bottom view"
insert --FIG. 15 is a rear view--

Column 2 of Cover Page, Line 32, delete "front cover closed; and,"
insert --front cover closed; and--

Signed and Sealed this

Second Day of March, 2010



David J. Kappos
Director of the United States Patent and Trademark Office