



US00D582794S

(12) **United States Design Patent**  
**Stekelenburg**

(10) **Patent No.:** **US D582,794 S**  
(45) **Date of Patent:** **\*\* Dec. 16, 2008**

(54) **TIMER**

(76) **Inventor:** **Albert Stekelenburg**, 9<sup>th</sup> Fl., 102  
Kuang-Fu S. Rd., Taipei (TW)

(\*\*) **Term:** **14 Years**

(21) **Appl. No.:** **29/319,117**

(22) **Filed:** **Jun. 4, 2008**

(51) **LOC (8) Cl.** ..... **10-03**

(52) **U.S. Cl.** ..... **D10/40**

(58) **Field of Classification Search** ..... D10/40;  
368/107-123; D13/138.1, 137.1, 137.3,  
D13/139.8, 139.6, 162, 162.1; 307/141,  
307/141.4; 200/33 R, 38 R, 38 D, 38 A,  
200/38 F

See application file for complete search history.

(56) **References Cited**

**U.S. PATENT DOCUMENTS**

D216,017	S	*	11/1969	Podall	.....	D10/40
3,588,391	A	*	6/1971	Banathy	.....	200/6 BB
3,728,500	A	*	4/1973	Ingram	.....	200/38 FB
3,925,629	A	*	12/1975	Albinger, Jr.	.....	200/38 R
D241,524	S	*	9/1976	Haggstrom	.....	D10/40
3,997,742	A	*	12/1976	Marquis	.....	200/38 FB
D246,159	S	*	10/1977	Podall	.....	D10/40
4,297,546	A	*	10/1981	Koch	.....	200/38 R
4,311,886	A	*	1/1982	Rulseh	.....	200/38 R
D265,553	S	*	7/1982	Joss et al.	.....	D10/40
4,712,019	A	*	12/1987	Nilssen	.....	307/141
D352,667	S	*	11/1994	Chen	.....	D10/40
D405,376	S	*	2/1999	Stekelenburg	.....	D10/40
D449,233	S	*	10/2001	Stekelenburg	.....	D10/40
D449,541	S	*	10/2001	Stekelenburg	.....	D10/40

6,356,425	B1	*	3/2002	Jung	.....	361/93.8
D458,547	S	*	6/2002	Stekelenburg	.....	D10/40
6,519,208	B2	*	2/2003	DeVries	.....	368/10
6,625,089	B2	*	9/2003	Stekelenburg	.....	368/107
6,826,127	B2	*	11/2004	Stekelenburg	.....	368/107
D513,999	S	*	1/2006	Echito et al.	.....	D10/40
D514,000	S	*	1/2006	Echito et al.	.....	D10/40
D525,152	S	*	7/2006	Smith	.....	D10/40
D525,540	S	*	7/2006	Stekelenburg	.....	D10/40
D534,086	S	*	12/2006	Stekelenburg	.....	D10/40
D534,087	S	*	12/2006	Stekelenburg	.....	D10/40
D534,439	S	*	1/2007	Stekelenburg	.....	D10/40
D534,870	S	*	1/2007	Metschen et al.	.....	D13/162
D565,434	S	*	4/2008	Stekelenburg	.....	D10/40
D567,119	S	*	4/2008	Ni et al.	.....	D10/40
D569,743	S	*	5/2008	Lidong et al.	.....	D10/40

\* cited by examiner

*Primary Examiner*—Lucy Lieberman

(57) **CLAIM**

The ornamental design for a timer, as shown and described.

**DESCRIPTION**

FIG. 1 is a top view of a timer showing my new design;

FIG. 2 is a front view thereof;

FIG. 3 is a right side elevational view thereof;

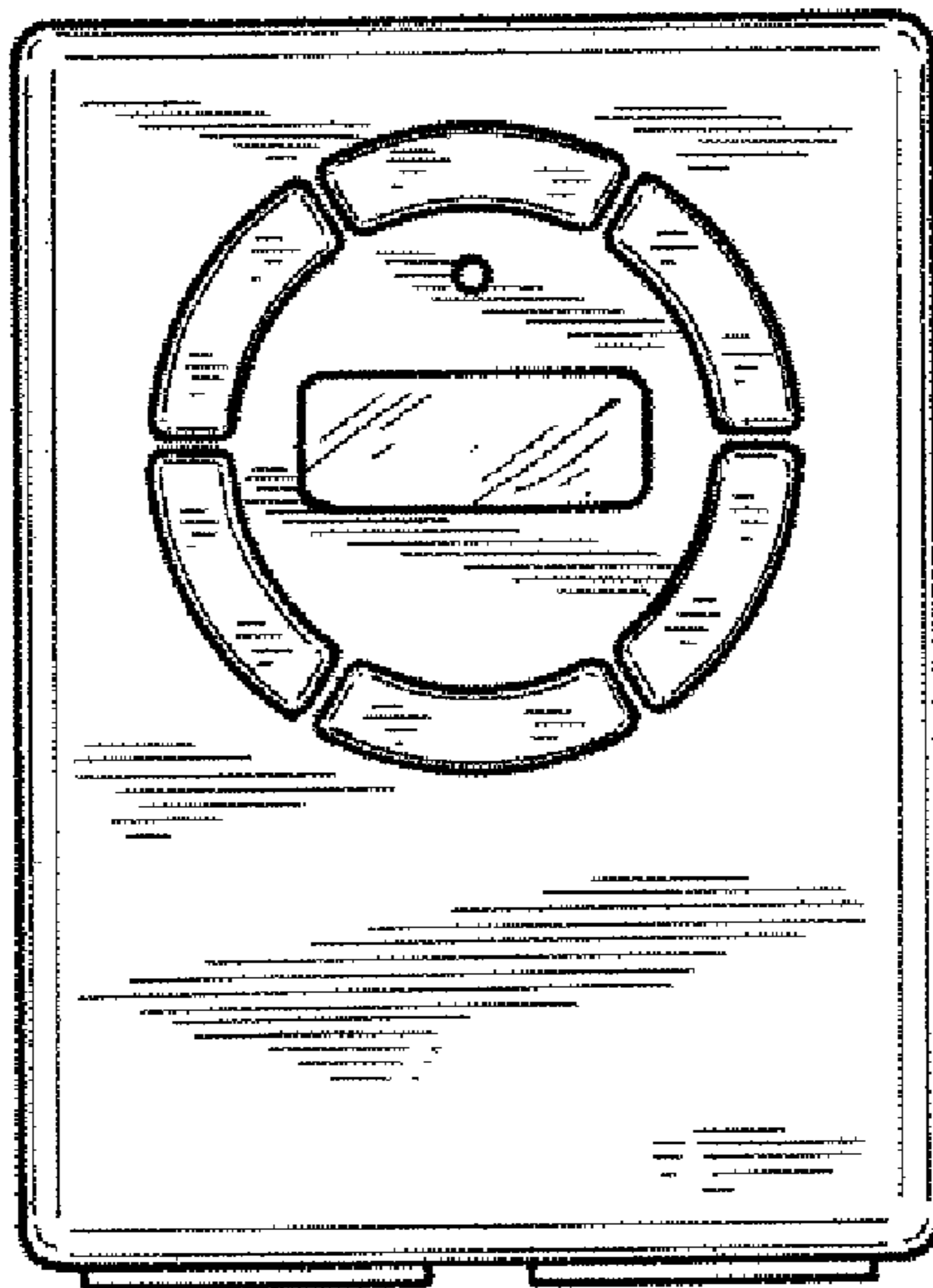
FIG. 4 is a bottom view thereof;

FIG. 5 is a rear view thereof; and,

FIG. 6 is a left side view thereof.

The rectangular display on the front of the timer in FIG. 2 is flat and flush with the adjacent portions of the timer housing.

**1 Claim, 2 Drawing Sheets**



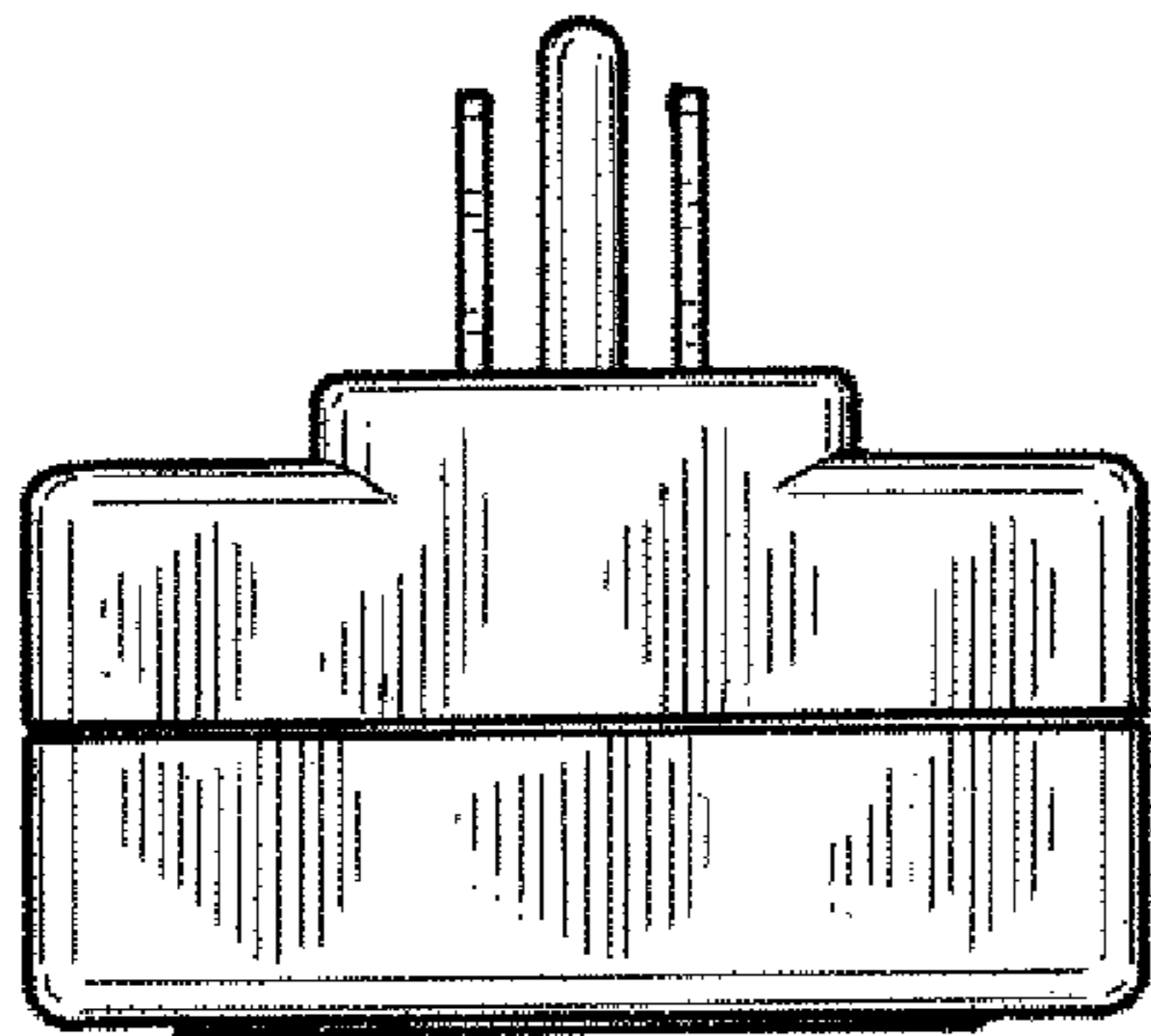


FIG. 1




FIG. 2

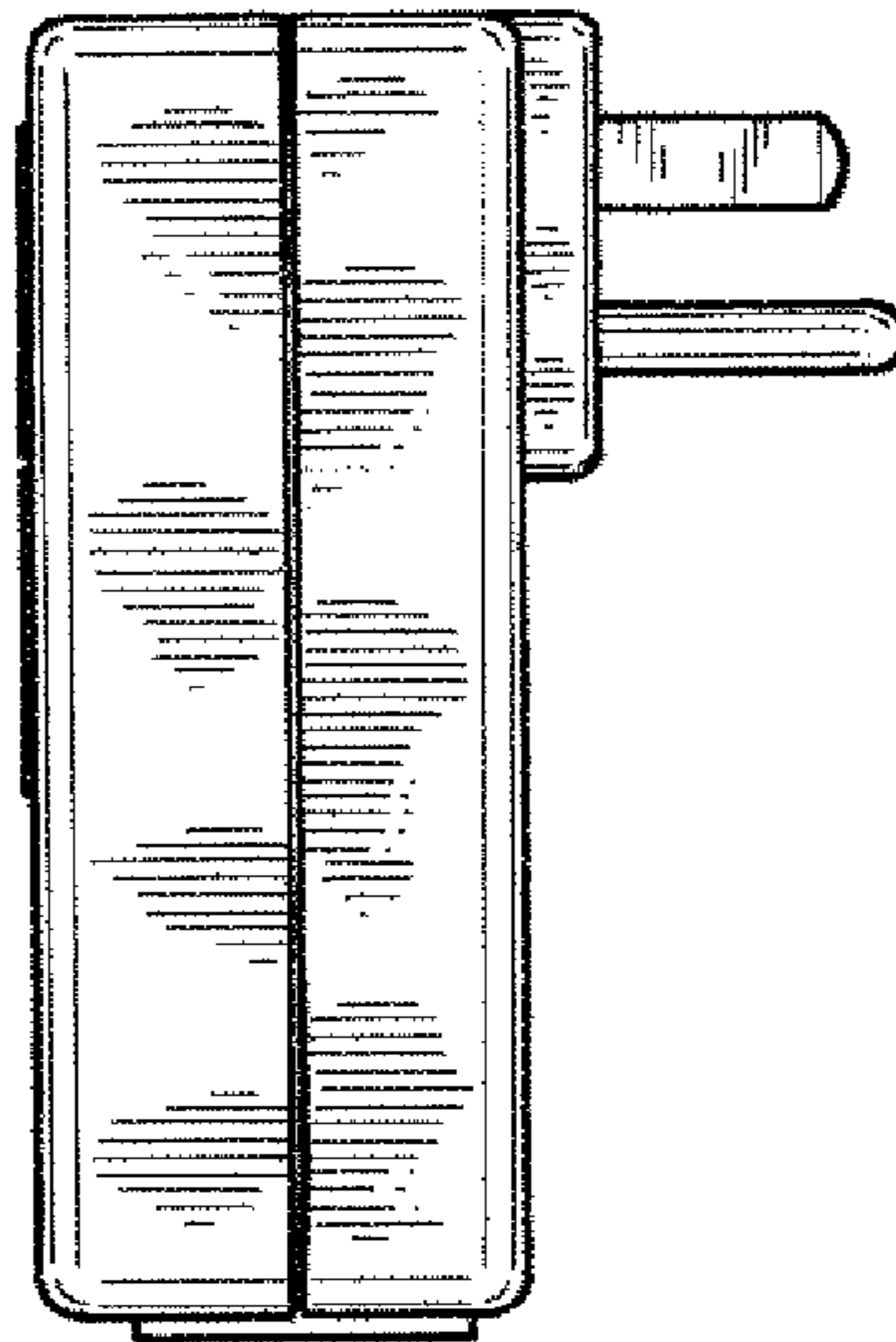


FIG. 3

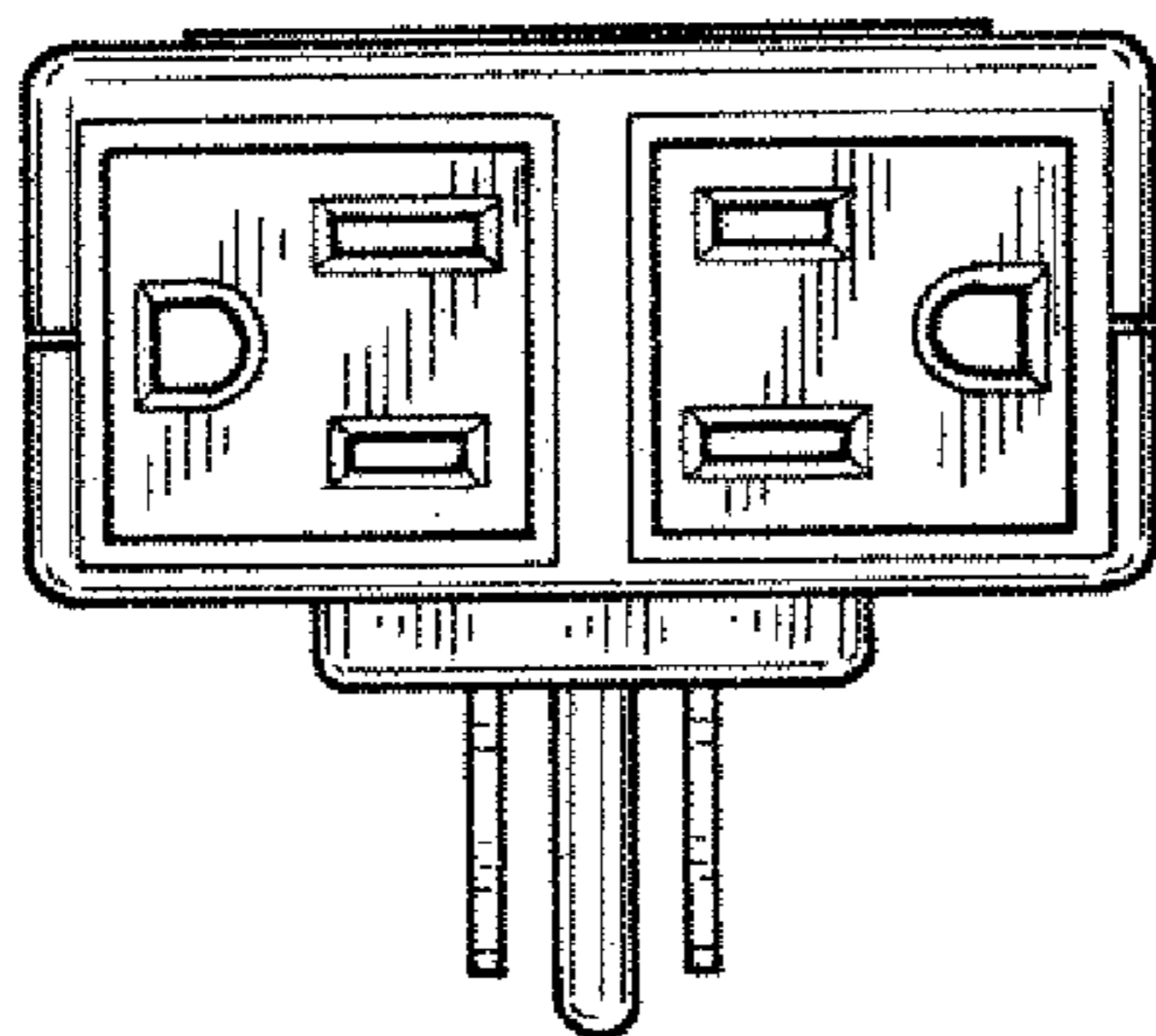


FIG. 4




FIG. 5

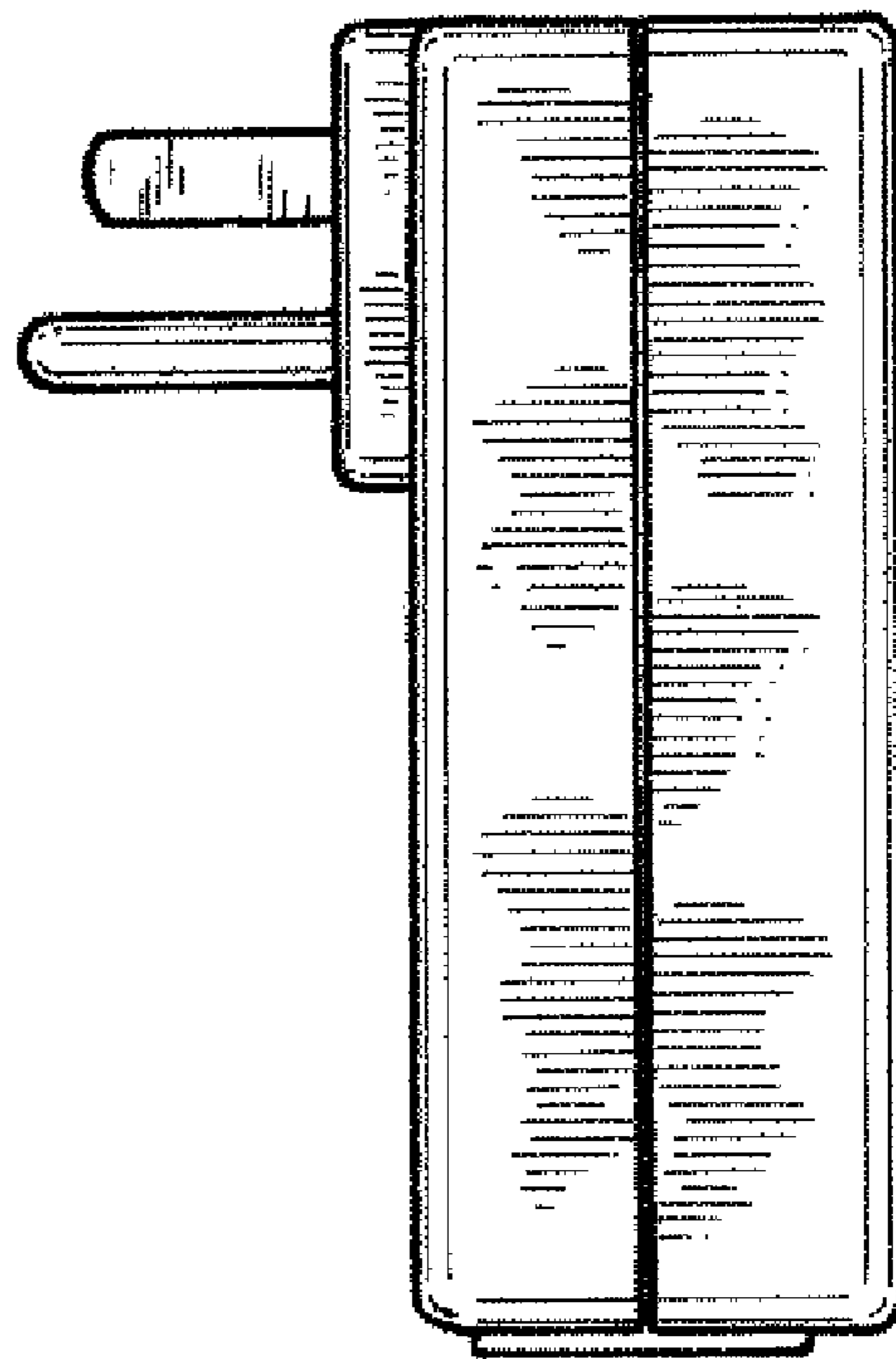


FIG. 6