



US00D582792S

(12) **United States Design Patent**
Lalo

(10) **Patent No.:** **US D582,792 S**
(45) **Date of Patent:** **** Dec. 16, 2008**

(54) **WATCH**

(75) **Inventor:** **Eyal Lalo**, Hallandale, FL (US)

(73) **Assignee:** **Invicta Watch Company of America, Inc.**, Hollywood, FL (US)

(**) **Term:** **14 Years**

(21) **Appl. No.:** **29/306,730**

(22) **Filed:** **Apr. 15, 2008**

(51) **LOC (8) Cl.** **10-02**

(52) **U.S. Cl.** **D10/38**

(58) **Field of Classification Search** D10/30-39;
368/276, 281, 282, 285, 308, 319, 294, 295
See application file for complete search history.

(56) **References Cited**

U.S. PATENT DOCUMENTS

D357,421 S *	4/1995	Tsukada	D10/39
D362,195 S *	9/1995	Bulgari	D10/39
D382,815 S *	8/1997	Riley	D10/30
D391,176 S *	2/1998	Bulgari	D10/39
D391,863 S *	3/1998	Houlihan	D10/30
D404,322 S *	1/1999	Blondin	D10/39
D415,432 S *	10/1999	Cattin	D10/30
D416,498 S *	11/1999	Blondin	D10/39
D430,043 S *	8/2000	Schopfer	D10/39
D444,078 S *	6/2001	Strasser	D10/39
D445,343 S *	7/2001	Schneider	D10/30
D451,408 S *	12/2001	Giardiello	D10/32
D457,818 S *	5/2002	Avranches	D10/39
D459,239 S *	6/2002	Baumann	D10/32
D472,479 S *	4/2003	Chien	D10/32
D517,432 S *	3/2006	Laucella	D10/39
D526,217 S *	8/2006	Kawashima	D10/39
D538,182 S *	3/2007	Lalo	D10/32

D538,184 S *	3/2007	Scheufele	D10/39
D539,669 S *	4/2007	Vaptzarof	D10/31
D539,674 S *	4/2007	Vaptzarof	D10/38
D543,872 S *	6/2007	Garcia	D10/38
D547,212 S *	7/2007	Dias	D10/39
D551,101 S *	9/2007	Nataf	D10/38
D551,992 S *	10/2007	Howard et al.	D10/38
D551,993 S *	10/2007	Kachi	D10/38
D555,517 S *	11/2007	Dias	D10/38
D558,610 S *	1/2008	Howard et al.	D10/38
D559,124 S *	1/2008	Modolo	D10/32
D559,126 S *	1/2008	Avranches	D10/38
D566,581 S *	4/2008	Giannini	D10/32
D574,733 S *	8/2008	Blair	D10/32
D576,054 S *	9/2008	Vaptzarof	D10/38
D576,055 S *	9/2008	Vaptzarof	D10/39

* cited by examiner

Primary Examiner—Lucy Lieberman

(74) *Attorney, Agent, or Firm*—Howard Natter; Natter & Natter

(57) **CLAIM**

The ornamental design for a watch, as shown and described.

DESCRIPTION

FIG. 1 is a front elevational view of a watch showing my new design;

FIG. 2 is a top plan view thereof;

FIG. 3 is a right side elevational view thereof;

FIG. 4 is a left side elevational view thereof; and,

FIG. 5 is a rear elevational view thereof.

The bottom plan view is a mirror image of the top plan view.

The broken-line showing of FIGS. 1-5 are for illustrative purposes only and form no part of the claimed design.

1 Claim, 3 Drawing Sheets






FIG. 1

FIG. 2

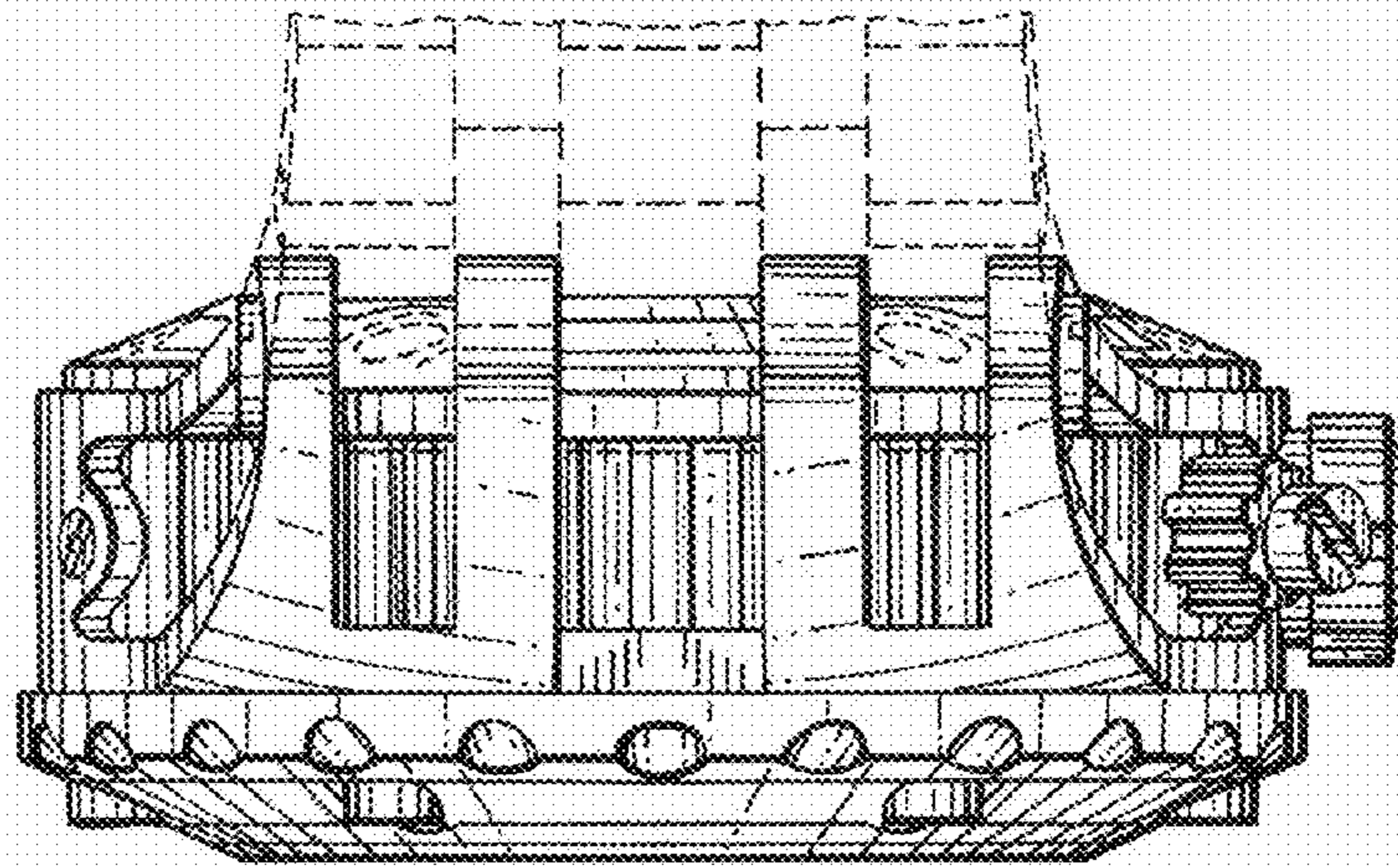


FIG. 3

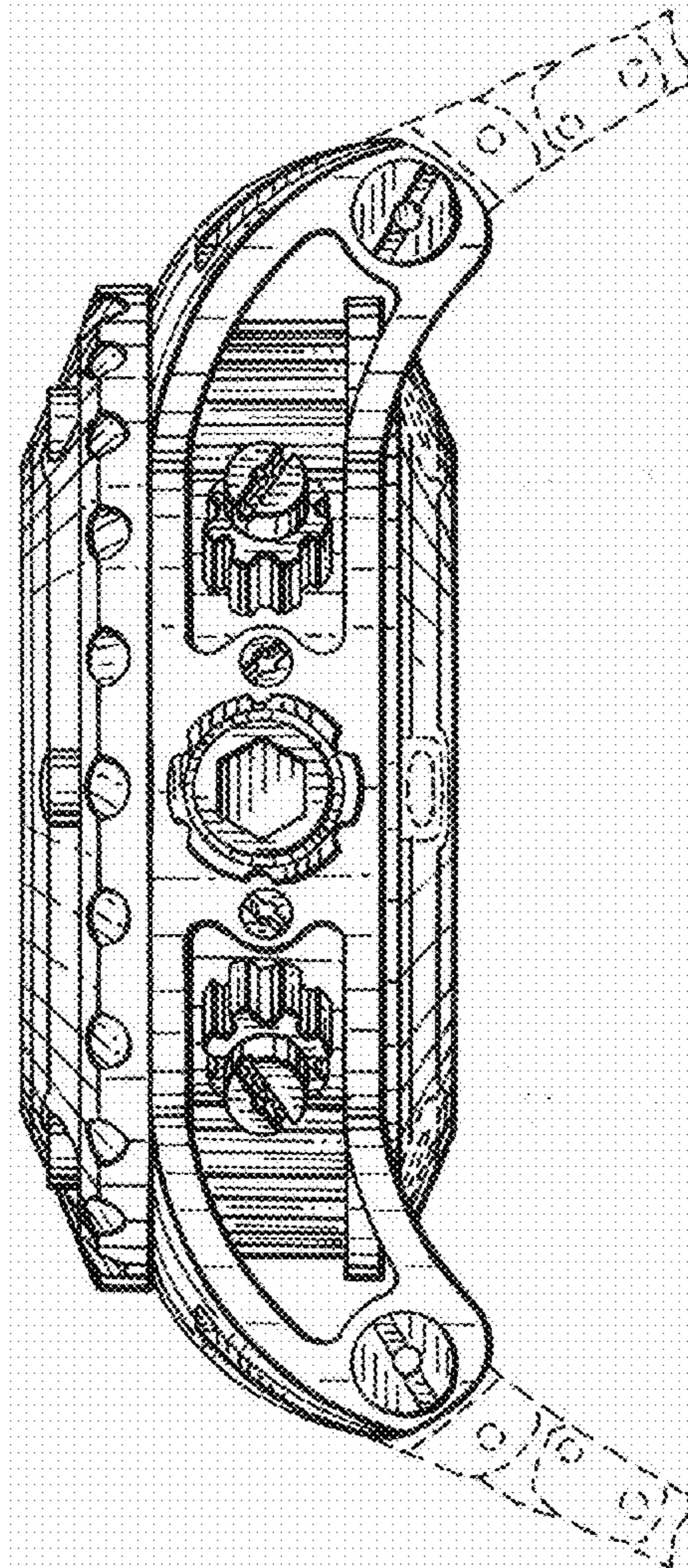


FIG. 5

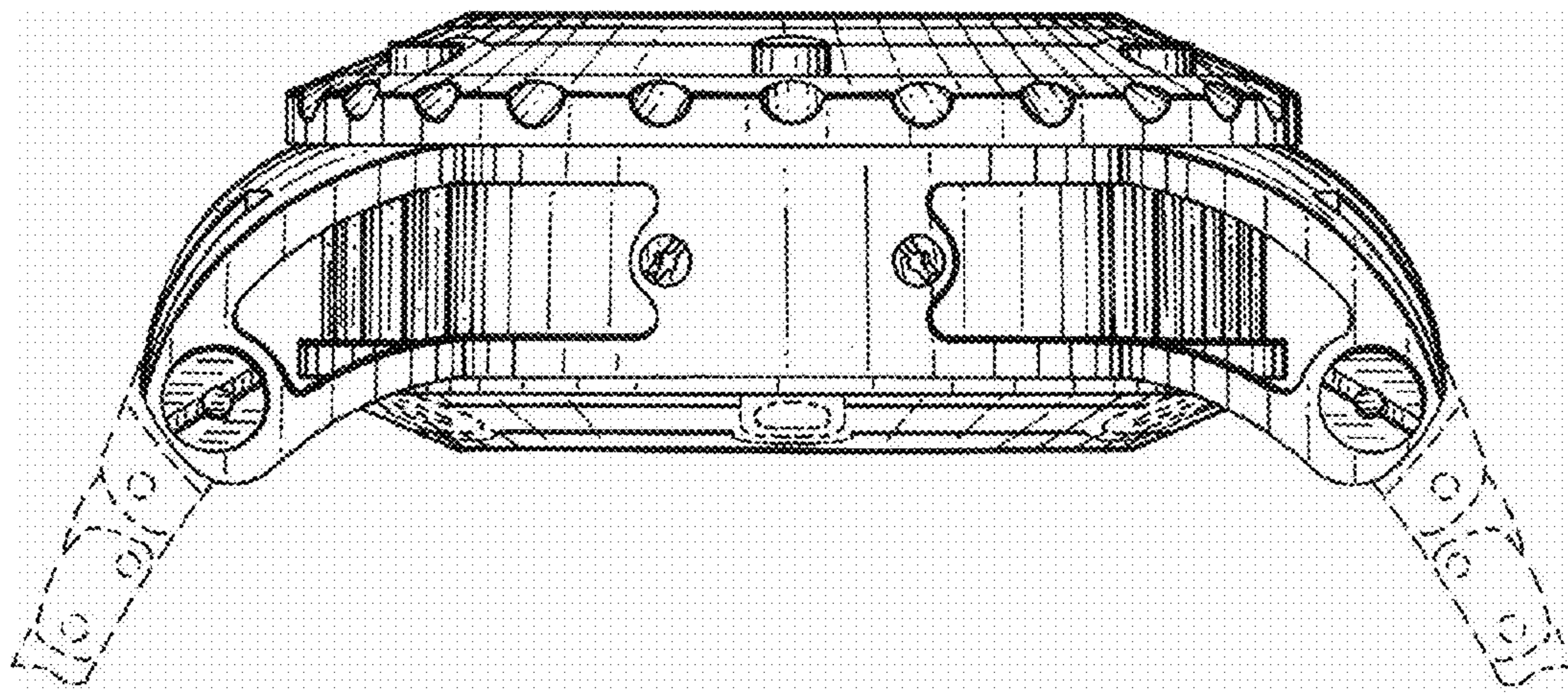
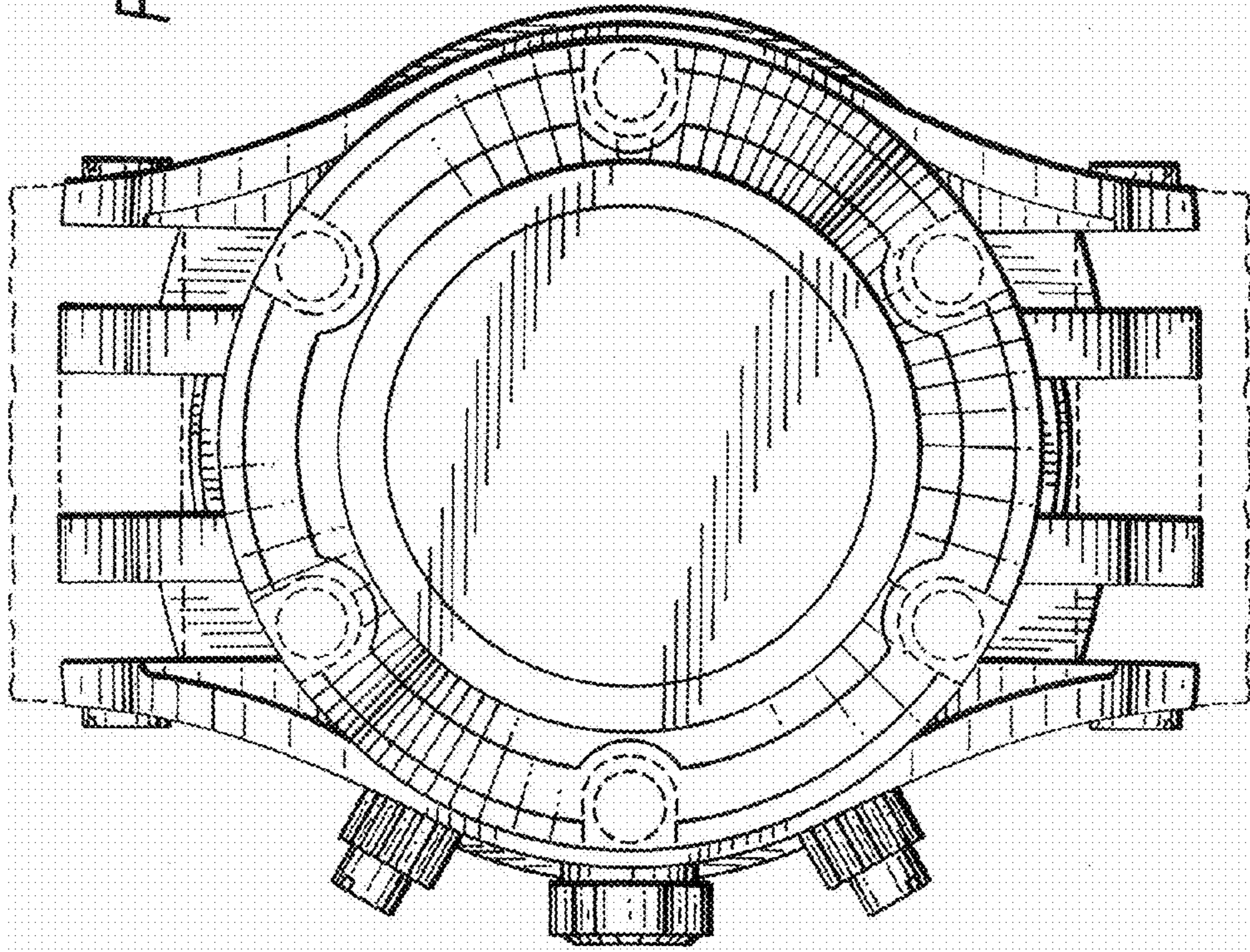


FIG. 4