



US00D582787S

(12) **United States Design Patent**
Richmond

(10) **Patent No.:** **US D582,787 S**

(45) **Date of Patent:** **** Dec. 16, 2008**

(54) **MOTORIZED FLUID DISPENSER**

(76) Inventor: **David Richmond**, 5826 Uplander Way,
Culver City, CA (US) 90230

(**) Term: **14 Years**

(21) Appl. No.: **29/302,864**

(22) Filed: **Jan. 25, 2008**

(51) **LOC (8) Cl.** **09-03**

(52) **U.S. Cl.** **D9/697**

(58) **Field of Classification Search** D9/695-699,
D9/711, 723-724, 521, 554, 504, 435, 440,
D9/454; 222/92, 107, 96, 527-528, 438,
222/822; D28/7, 76, 82; 220/DIG. 7

See application file for complete search history.

(56) **References Cited**

U.S. PATENT DOCUMENTS

D280,289 S *	8/1985	Aldrich, III et al.	D9/726
D321,127 S *	10/1991	Dombroski	D9/697
D324,806 S *	3/1992	Van Arman	D9/697
D324,994 S *	3/1992	Jentgen	D9/521
D351,338 S *	10/1994	Koptis	D9/697
D430,703 S *	9/2000	Leslie et al.	D28/7
D431,093 S *	9/2000	Leslie et al.	D28/7

D432,714 S *	10/2000	Leslie et al.	D28/7
D450,153 S *	11/2001	Knieriemen	D28/7
D481,165 S *	10/2003	Angeletta	D28/7
6,835,018 B2 *	12/2004	Miczewski et al.	401/196
D561,046 S *	2/2008	Kerman	D9/697
D566,330 S *	4/2008	Angeletta	D28/7

* cited by examiner

Primary Examiner—Caron Veynar

Assistant Examiner—Abraham Bahta

(74) *Attorney, Agent, or Firm*—Swanson & Associates;
Elizabeth Swanson

(57) **CLAIM**

The ornamental design for a motorized fluid dispenser, as shown and described.

DESCRIPTION

FIG. 1 is a perspective view showing our new design;

FIG. 2 is a front view thereof;

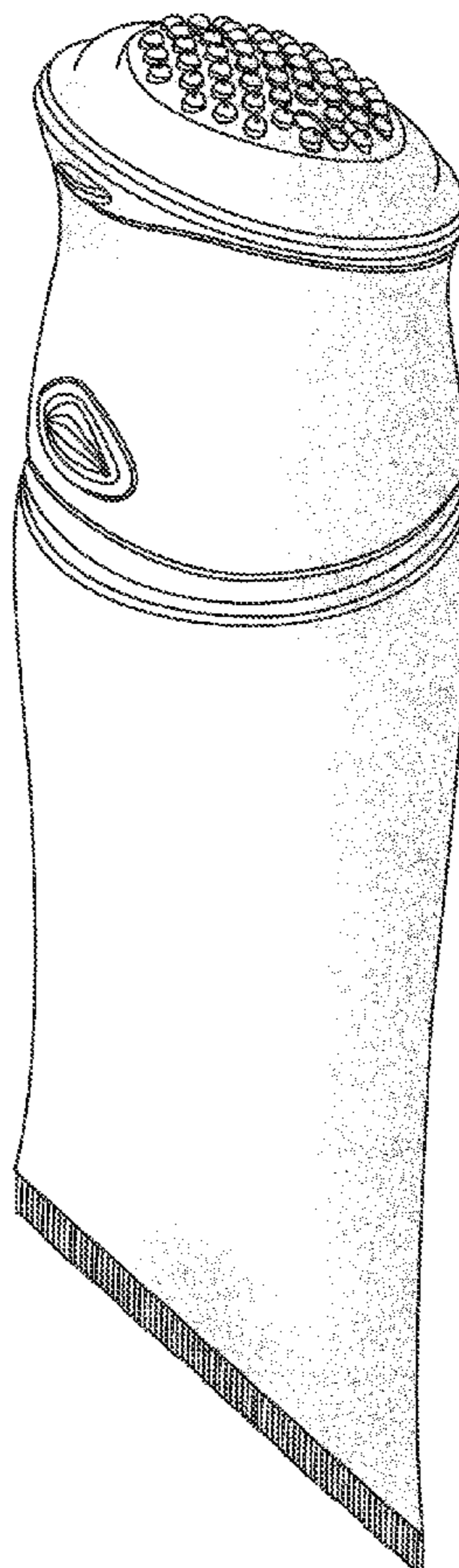
FIG. 3 is a left side elevation view thereof;

FIG. 4 is a rear view thereof;

FIG. 5 is a top plan view thereof; and,

FIG. 6 is a bottom plan view thereof.

1 Claim, 6 Drawing Sheets






FIG. 1




FIG. 2

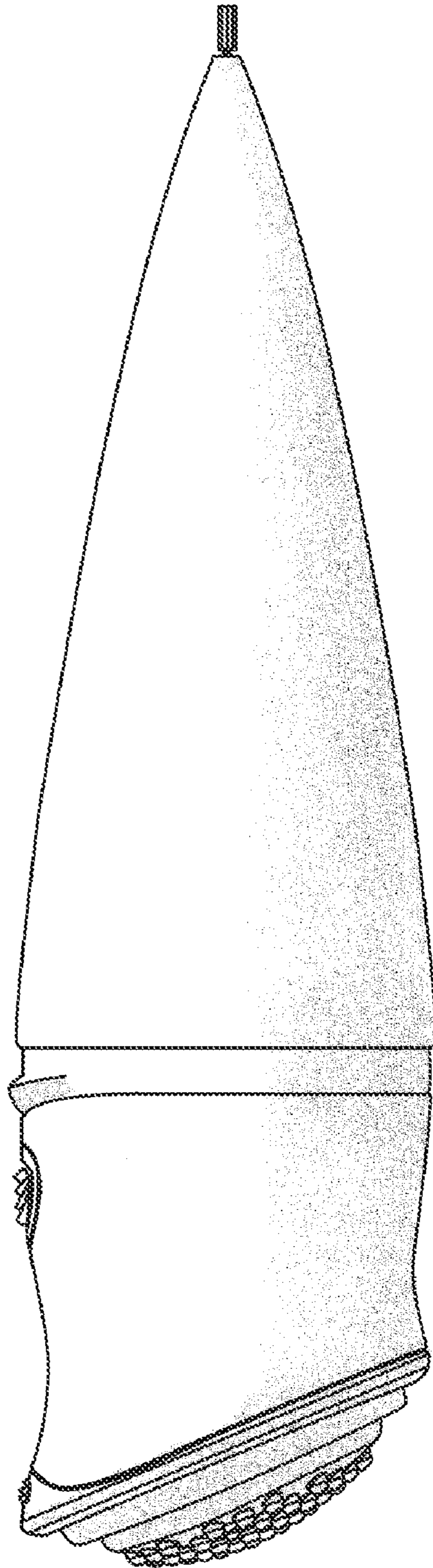


FIG. 3




FIG. 4

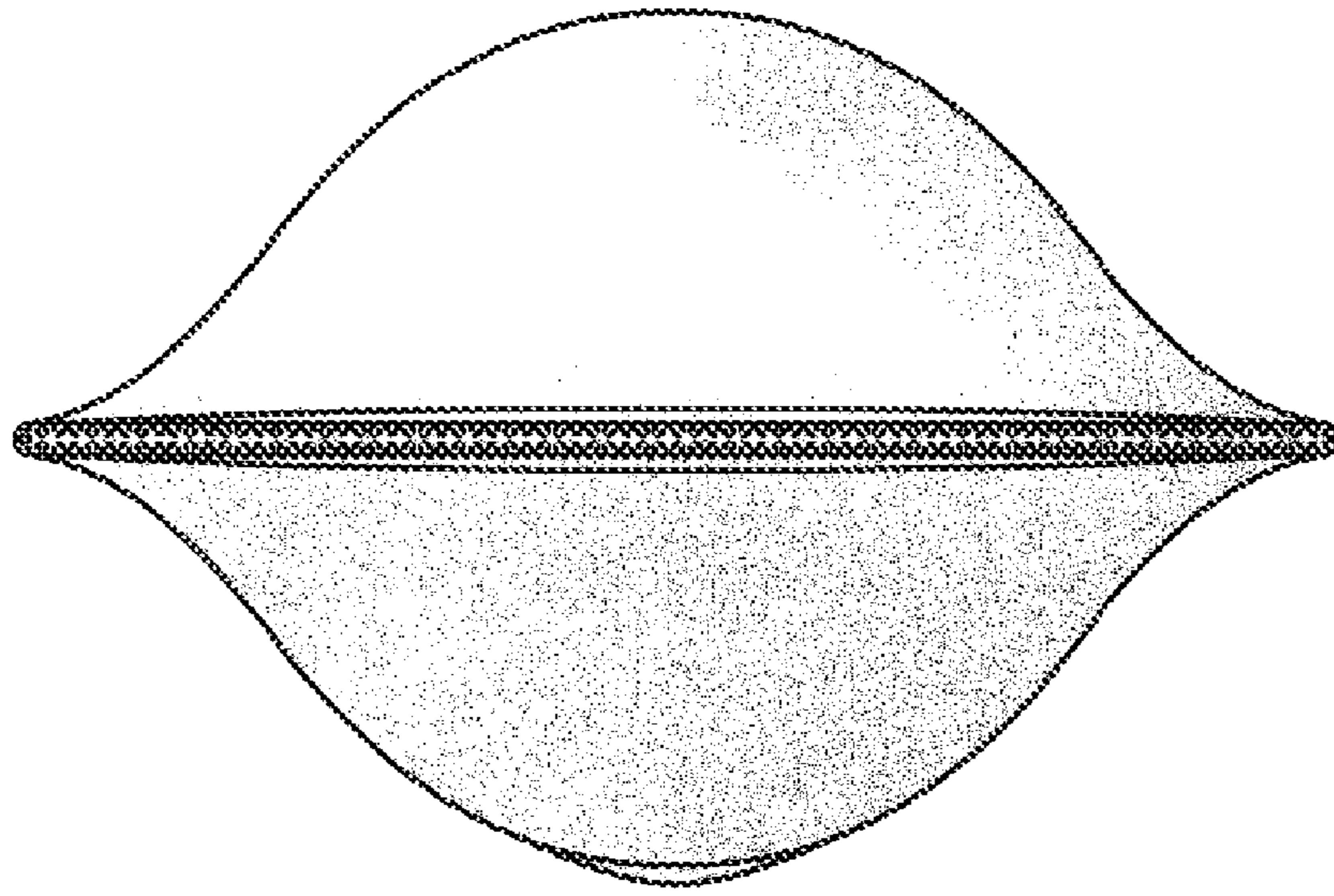


FIG. 5

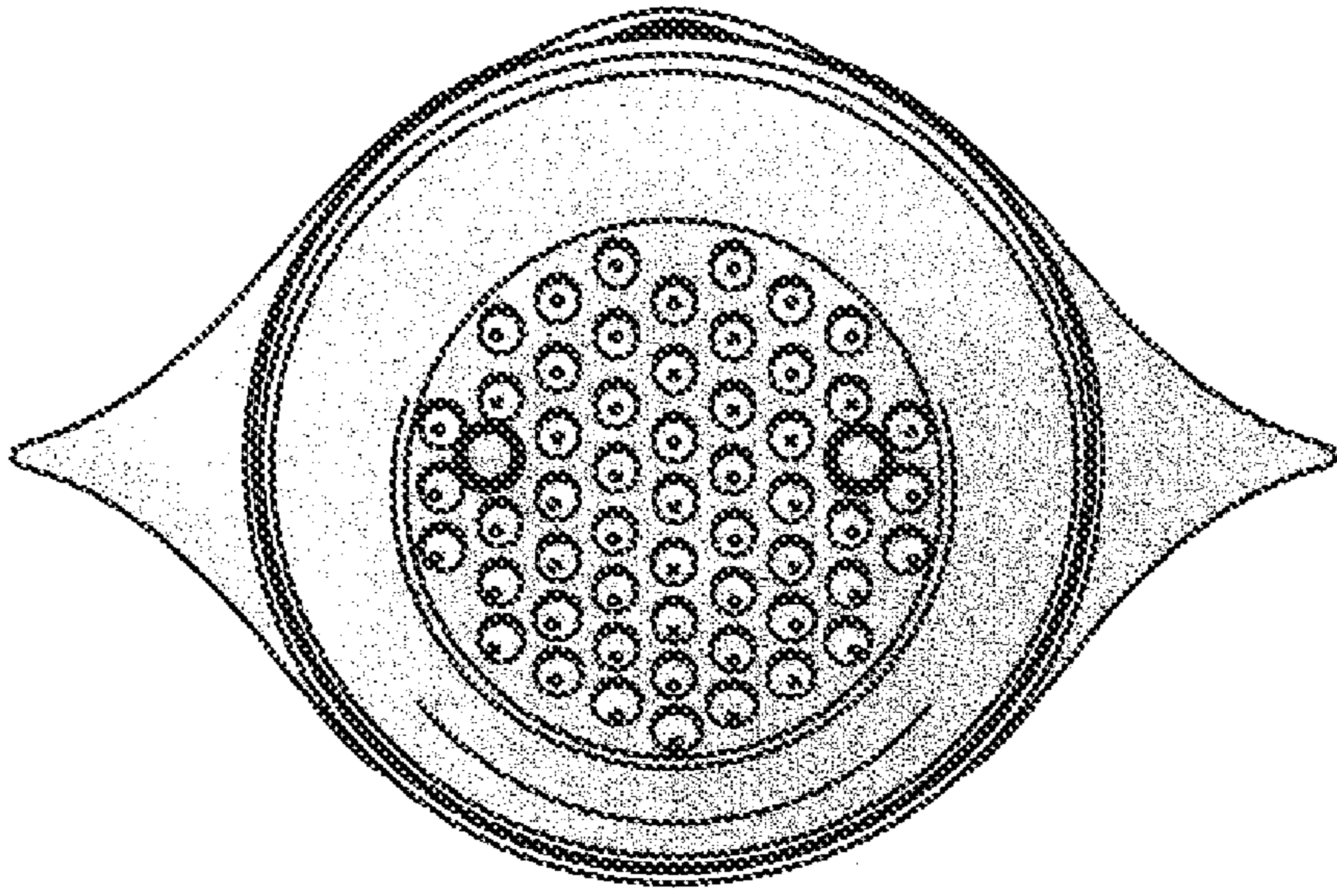


FIG. 6