



US00D582784S

(12) **United States Design Patent**
Boiros et al.

(10) **Patent No.:** **US D582,784 S**

(45) **Date of Patent:** **** Dec. 16, 2008**

(54) **CONTAINER**

(75) Inventors: **Richard Boiros**, Lakeville, MA (US);
Sheldon Eric Yourist, York, PA (US)

(73) Assignee: **Ocean Spray Cranberries, Inc.**,
Lakeville-Middleboro, MA (US)

(**) Term: **14 Years**

(21) Appl. No.: **29/267,211**

(22) Filed: **Oct. 10, 2006**

(51) **LOC (8) Cl.** **09-01**

(52) **U.S. Cl.** **D9/560; D9/570; D9/574**

(58) **Field of Classification Search** D9/501,
D9/516-517, 523, 538, 541-542, 546, 549,
D9/553, 556, 558, 560, 566, 569, 574; 215/382-384,
215/396, 398

See application file for complete search history.

(56) **References Cited**

U.S. PATENT DOCUMENTS

- D41,559 S * 7/1911 Marsters D9/560
- D91,417 S 1/1934 Blumenthal
- D95,240 S * 4/1935 Fuerst D9/562
- D105,024 S 6/1937 Little
- D133,946 S 9/1942 Cox
- D145,275 S * 7/1946 Scott D9/560
- 2,538,684 A * 1/1951 Gushard et al. 215/382
- D163,105 S 5/1951 Ellena
- D189,696 S 1/1961 Nagel
- D193,636 S 9/1962 Anderson
- D201,052 S 5/1965 Josephsen et al.
- D209,099 S * 10/1967 Vanderhyde D9/542
- D210,353 S * 3/1968 Platte D9/541

- D214,966 S 8/1969 Linn
- D219,504 S 12/1970 Terner
- D222,032 S * 9/1971 Donoghue D9/501
- D226,371 S 2/1973 Cooper
- D226,477 S 3/1973 Cooper
- D226,900 S 5/1973 Cooper
- D227,077 S 6/1973 Auditore
- D228,124 S 8/1973 Yamakawa
- D232,074 S 7/1974 Cooper
- D232,075 S 7/1974 Cooper
- D235,310 S * 6/1975 Betka D24/117
- D236,689 S * 9/1975 Weckman D9/558
- D237,251 S 10/1975 Plummer
- D244,084 S 4/1977 Mitchell
- D246,504 S 11/1977 Anger et al.

(Continued)

Primary Examiner—Carol Rademaker

(74) *Attorney, Agent, or Firm*—Nixon & Vanderhye P.C.

(57) **CLAIM**

The ornamental design for a container, as shown and described.

DESCRIPTION

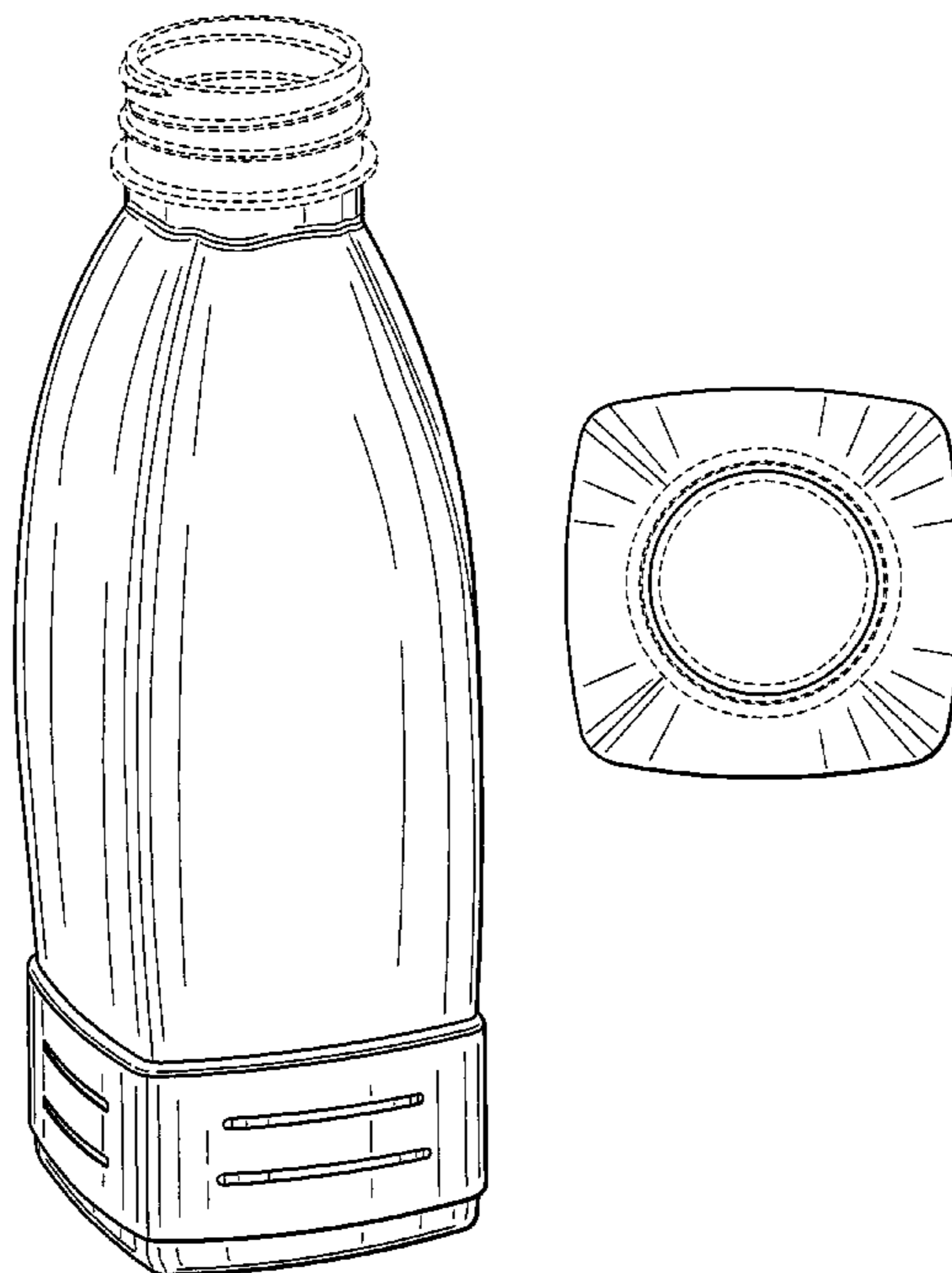
FIG. 1 is a perspective view of a plastic container according to our design;

FIG. 2 is a front view thereof, with the rear, left side and right side views thereof being identical thereto (with the exception of the threaded neck portion shown in phantom lines); and,

FIG. 3 is a top view thereof.

The broken lines shown in the drawings are for environmental purposes only and form no part of the claimed design.

1 Claim, 3 Drawing Sheets



US D582,784 S

Page 2

U.S. PATENT DOCUMENTS

4,190,168	A *	2/1980	Jacques	215/12.2			
D261,985	S *	11/1981	Fowles et al.	D9/549			
D266,397	S	10/1982	Coniglio				
D271,180	S *	11/1983	Runyon	D9/560 X			
D271,564	S	11/1983	Cooper				
D285,776	S *	9/1986	Kretz	D9/558			
D286,024	S *	10/1986	Murukurthy	D9/560 X			
D314,507	S	2/1991	Brabeck et al.				
D319,658	S	9/1991	Yamamoto et al.				
D324,822	S	3/1992	Brabeck et al.				
D328,028	S	7/1992	Driscoll				
D421,911	S	3/2000	Willardson et al.				
D458,143	S *	6/2002	Ackerman	D9/549			
D461,720	S *	8/2002	Peltier	D9/560			
D471,108	S	3/2003	Calderone, Jr.				
D475,929	S *	6/2003	Bakic	D9/574			
D480,969	S *	10/2003	Owens	D9/434 X			
D502,109	S	2/2005	Hutter et al.				
D503,620	S *	4/2005	Taylor	D9/560 X			
D537,726	S *	3/2007	Elgebrant	D9/560			

* cited by examiner

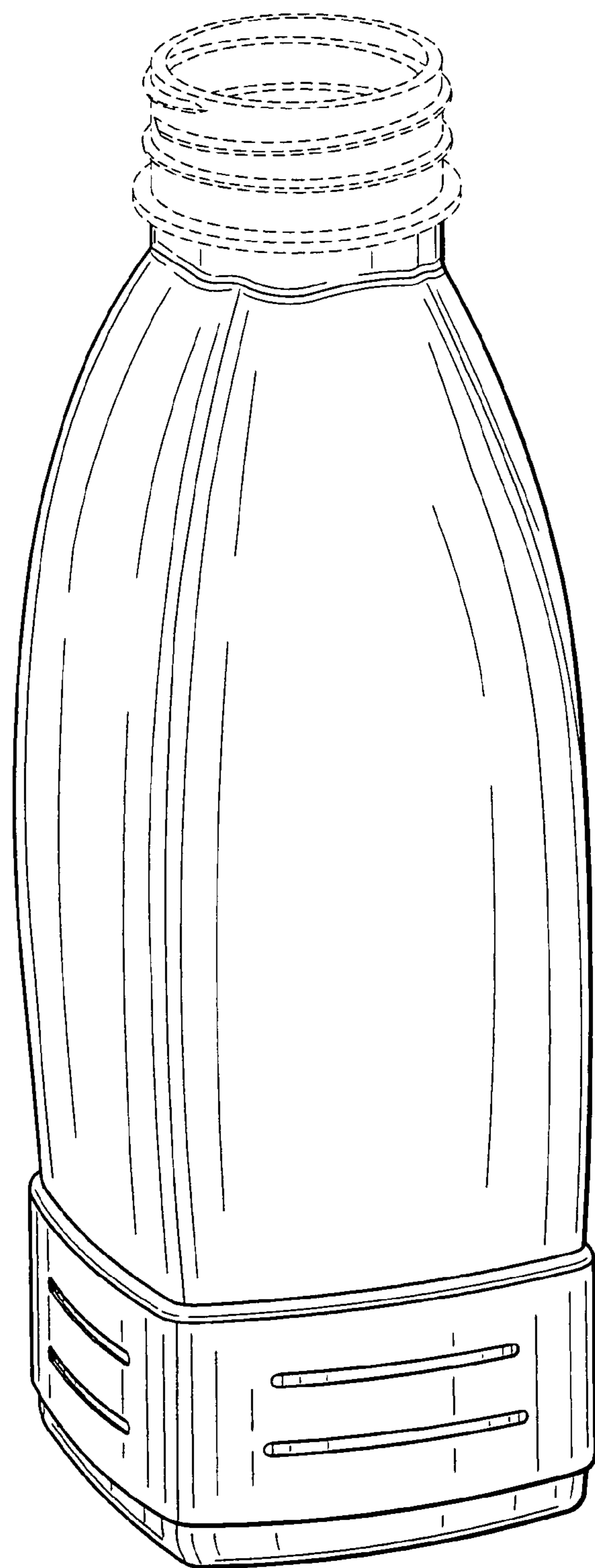


Fig. 1

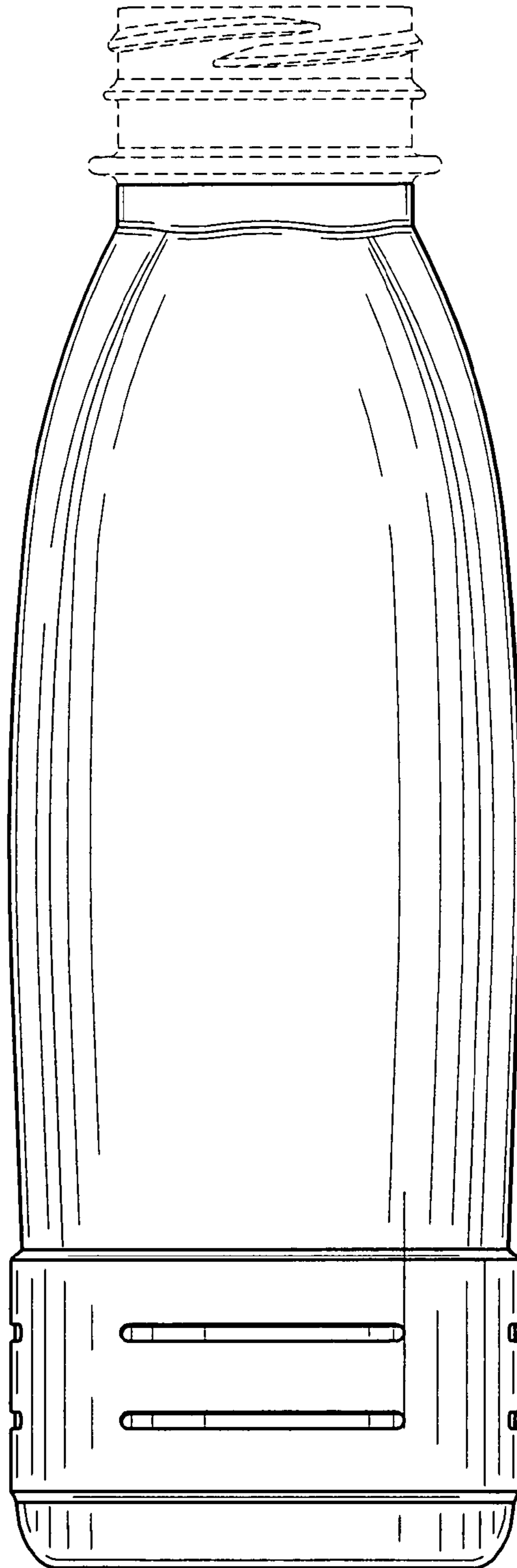


Fig. 2

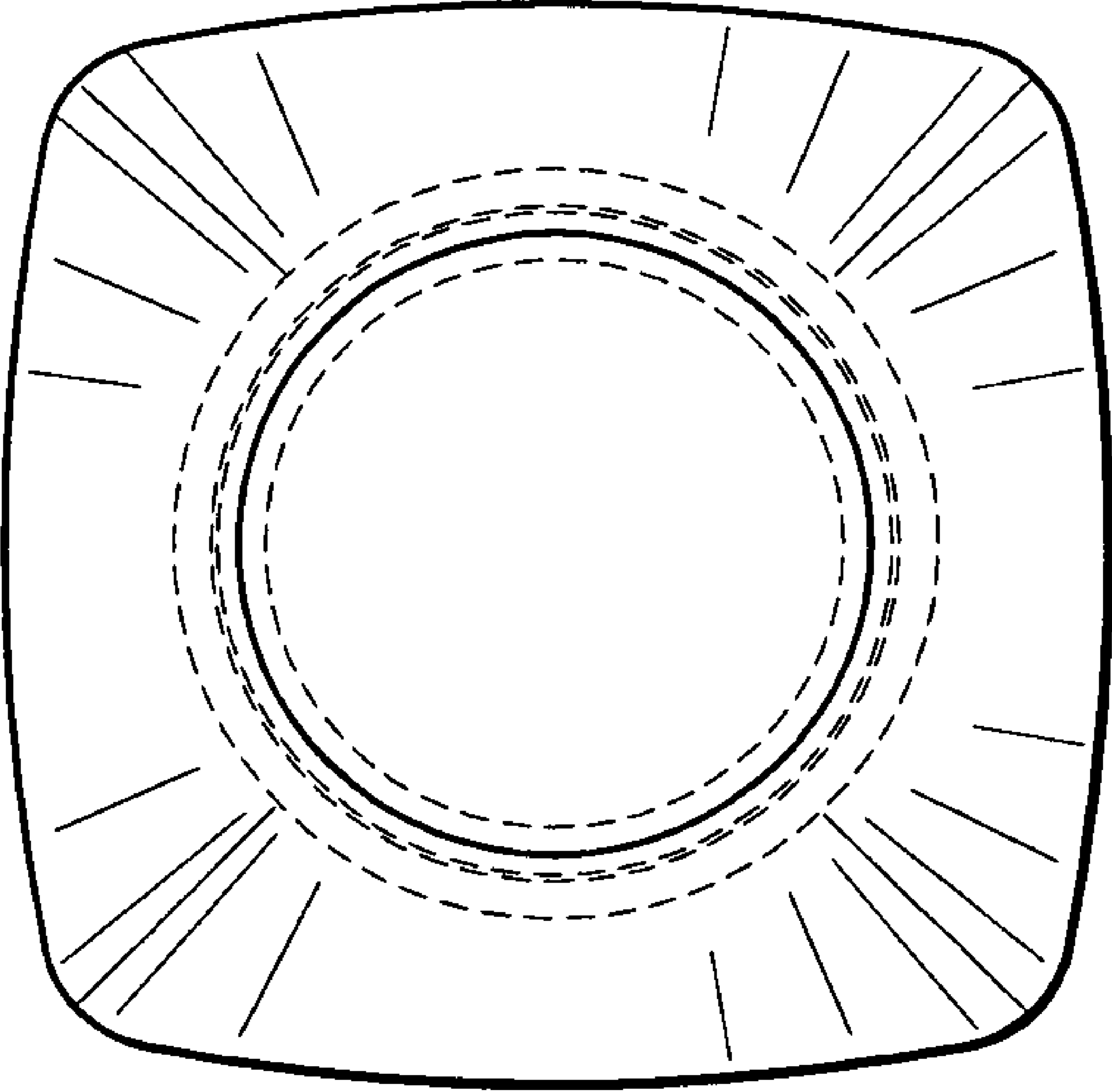


Fig. 3