



US00D582773S

(12) **United States Design Patent**  
**Klemm et al.**

(10) **Patent No.:** **US D582,773 S**  
(45) **Date of Patent:** **\*\* Dec. 16, 2008**

(54) **BEVERAGE BOTTLE**

(75) Inventors: **Jason Thomas Klemm**, San Antonio, TX (US); **Dan Duane Cable**, Garden Ridge, TX (US); **David William Reische**, San Antonio, TX (US); **Samuel W. Martin, Jr.**, New Freedom, PA (US); **Richard Johnston**, Toledo, OH (US)

(73) Assignee: **HEB Grocery Company, L.P.**, San Antonio, TX (US)

(\*\*) Term: **14 Years**

(21) Appl. No.: **29/307,218**

(22) Filed: **Apr. 7, 2008**

(51) **LOC (8) Cl.** ..... **09-01**

(52) **U.S. Cl.** ..... **D9/500; D9/539**

(58) **Field of Classification Search** ..... D9/500, D9/502-505, 516, 537-539, 545-546, 549, D9/557-558; D7/510, 532, 591, 597-598; 215/379, 381-384; 220/660, 662, 669-670, 220/675

See application file for complete search history.

(56) **References Cited**

**U.S. PATENT DOCUMENTS**

D85,260 S	9/1931	Phillips	
D356,160 S	3/1995	Cautereels	
D391,853 S	3/1998	Green et al.	
D409,493 S	5/1999	Waggaman et al.	
D412,281 S	7/1999	Lindsay et al.	
D414,112 S	9/1999	Waggaman et al.	
D418,423 S	1/2000	Lauth, III et al.	
D441,650 S *	5/2001	Salzburg et al. ....	D9/434

D452,956 S	1/2002	Hari et al.	
D453,473 S	2/2002	Del Bianco	
D463,290 S	9/2002	Wiggins et al.	
D463,292 S	9/2002	Del Bianco	
D473,143 S *	4/2003	McClure et al. ....	D9/539
D486,064 S	2/2004	Bonnet	
D496,277 S	9/2004	Bonnet	
D499,337 S *	12/2004	Wadalawala et al. ....	D9/500
D501,140 S *	1/2005	Fung et al. ....	D9/503
D511,459 S	11/2005	Riot	
D517,918 S	3/2006	Colloud et al.	
D526,565 S *	8/2006	Griffin et al. ....	D9/500
D535,886 S *	1/2007	Yourist et al. ....	D9/552
D556,038 S *	11/2007	Chupak ....	D9/500

\* cited by examiner

*Primary Examiner*—Ian Simmons

*Assistant Examiner*—Dana L Sipos

(74) *Attorney, Agent, or Firm*—Akin Gump Strauss Hauer & Feld, LLP

(57) **CLAIM**

We claim the ornamental design for a beverage bottle, as shown and described.

**DESCRIPTION**

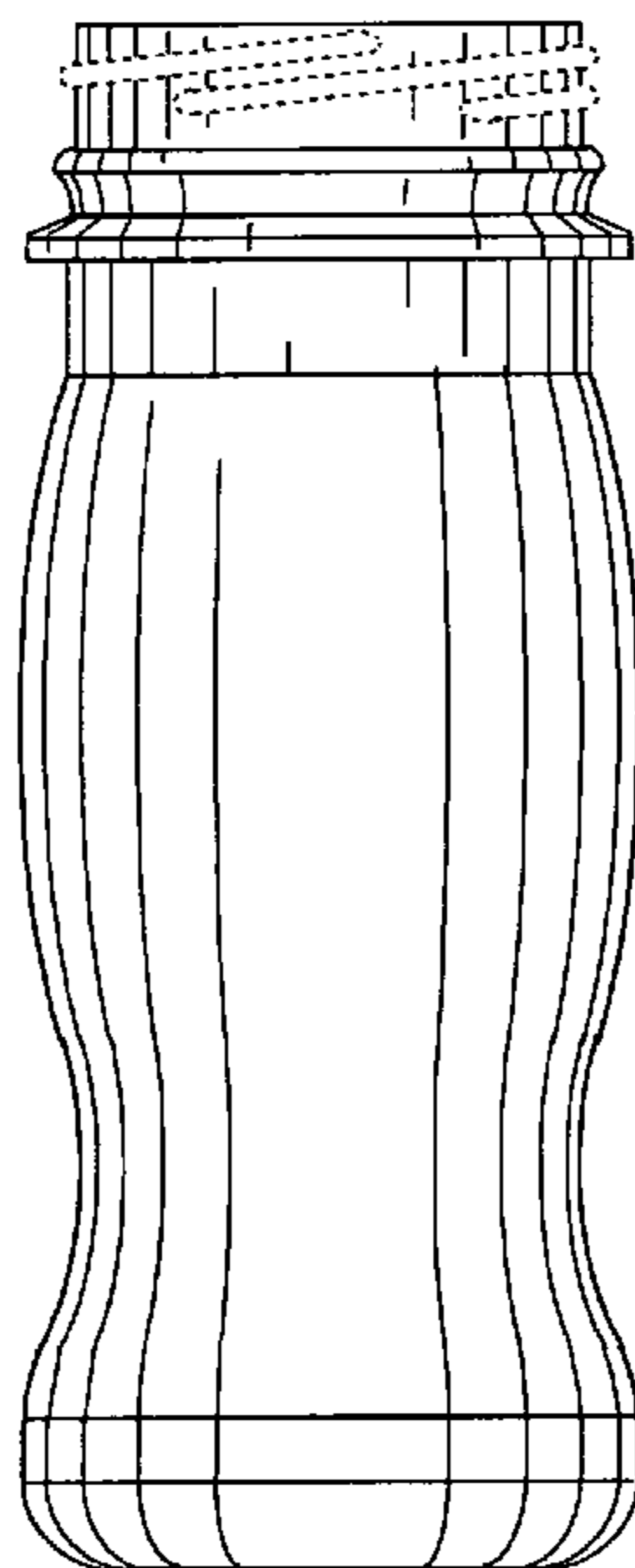
FIG. 1 is a top, front, perspective view of a beverage bottle showing our new design;

FIG. 2 is a front elevation view thereof; and,

FIG. 3 is a top plan view thereof.

The broken lines in the drawings showing the thread and the inside details of the bottom surface illustrate the portions of the design that form no part of the claim.

**1 Claim, 1 Drawing Sheet**



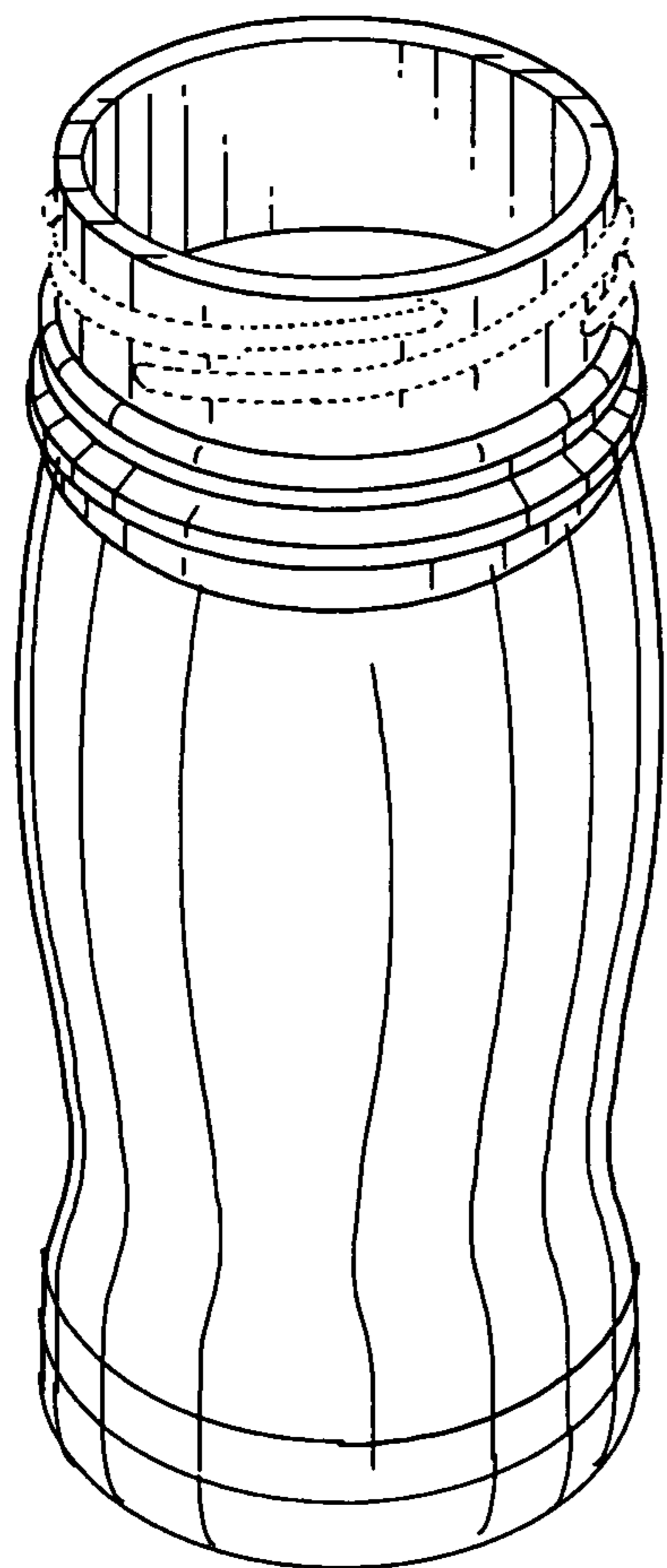


Fig. 1




Fig. 3

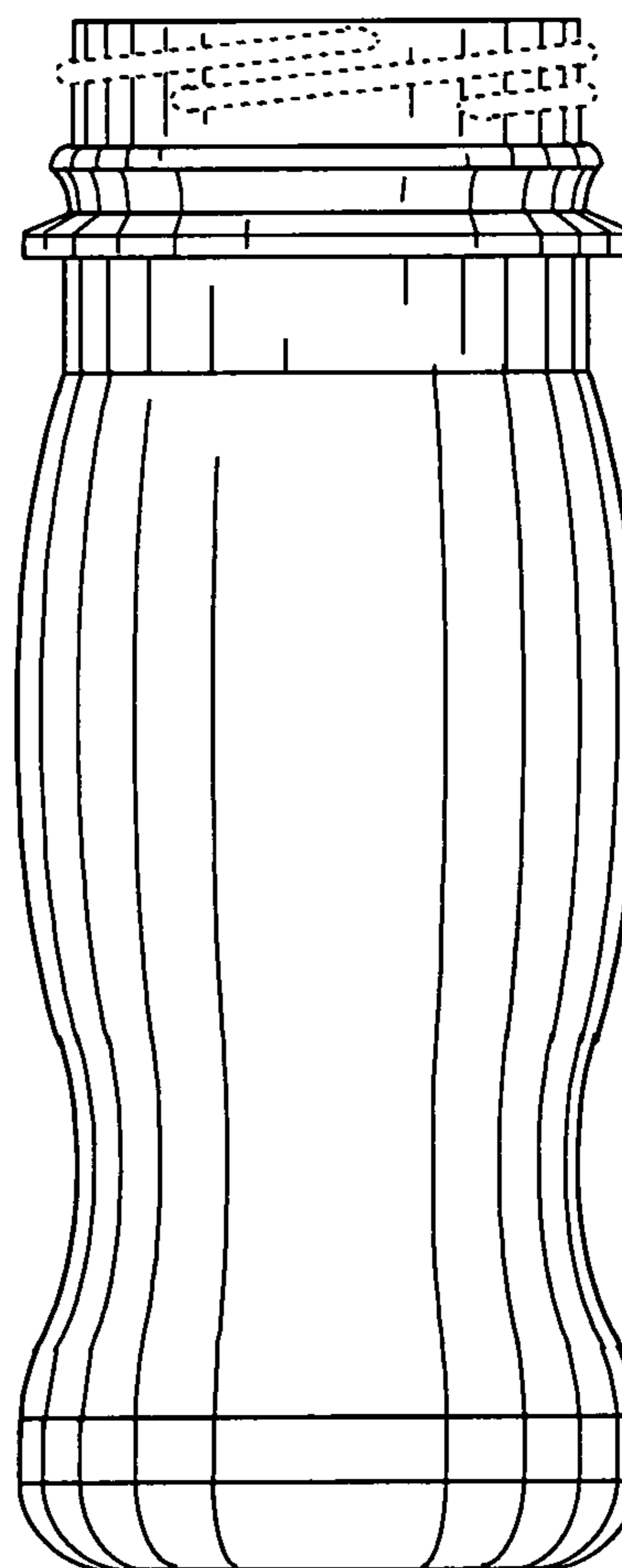


Fig. 2