



US00D582765S

(12) **United States Design Patent**
Gustafson et al.

(10) **Patent No.:** **US D582,765 S**
(45) **Date of Patent:** **** Dec. 16, 2008**

(54) **TOOTHBRUSH PACKAGE**

(75) Inventors: **Casey Joseph Gustafson**, Iowa City, IA (US); **Todd Christopher Borgerson**, Mason, OH (US); **Petra Gerda Karey**, Lamsheim (DE)

(73) Assignee: **The Procter & Gamble Company**, Cincinnati, OH (US)

(**) Term: **14 Years**

(21) Appl. No.: **29/292,522**

(22) Filed: **Oct. 15, 2007**

(51) **LOC (8) Cl.** **09-07**

(52) **U.S. Cl.** **D9/434**

(58) **Field of Classification Search** D9/414-429, D9/434, 436, 447-449, 499, 516, 523-530, D9/543, 549-552, 686-689, 726-727; D7/387, D7/213; D3/203.1-203.8, 201, 202; 206/362.2, 206/459.5, 471, 484, 806; 248/560; D28/73-91.2, D28/99

See application file for complete search history.

(56) **References Cited**

U.S. PATENT DOCUMENTS

D211,561 S *	7/1968	Pizzurro	D9/529
D220,562 S *	4/1971	Quintal	D9/529
D283,454 S *	4/1986	Holloway	D28/88
D294,409 S *	2/1988	Kemmerer	D28/82
D307,542 S *	5/1990	De Montgailhard	D9/687
D317,253 S *	6/1991	Seager	D9/689
D332,739 S *	1/1993	Petschek	D9/688
D364,801 S *	12/1995	Kuhn	D9/727
5,494,252 A *	2/1996	Amit et al.	248/560
D397,247 S *	8/1998	Gardner et al.	D3/203.2
D408,278 S *	4/1999	Konop	D9/415

D419,063 S *	1/2000	Baker et al.	D9/415
D424,925 S *	5/2000	Lamb	D9/549
D435,098 S *	12/2000	Kemmis et al.	D23/366
D438,103 S *	2/2001	Edwards et al.	D9/415
6,311,837 B1 *	11/2001	Blaustein et al.	206/362.2
D459,231 S *	6/2002	Crawford et al.	D9/530
D463,271 S *	9/2002	Miranda	D9/726
D470,416 S *	2/2003	Blair et al.	D9/523
D485,308 S *	1/2004	DeLuca et al.	D9/552
D485,497 S *	1/2004	Steele et al.	D9/530
D497,807 S *	11/2004	Nichols et al.	D9/428

* cited by examiner

Primary Examiner—Robert M. Spear

Assistant Examiner—Susan E Krakower

(74) *Attorney, Agent, or Firm*—George H. Leal

(57) **CLAIM**

The ornamental design for a toothbrush package, as shown and described.

DESCRIPTION

FIG. 1 is a perspective view as seen from the front and left side of a toothbrush package showing our new design;

FIG. 2 is a front side view of a toothbrush package of FIG. 1;

FIG. 3 is a back side view of a toothbrush package of FIG. 1;

FIG. 4 is a right side view of a toothbrush package of FIG. 1;

FIG. 5 is a left side view of a toothbrush package of FIG. 1;

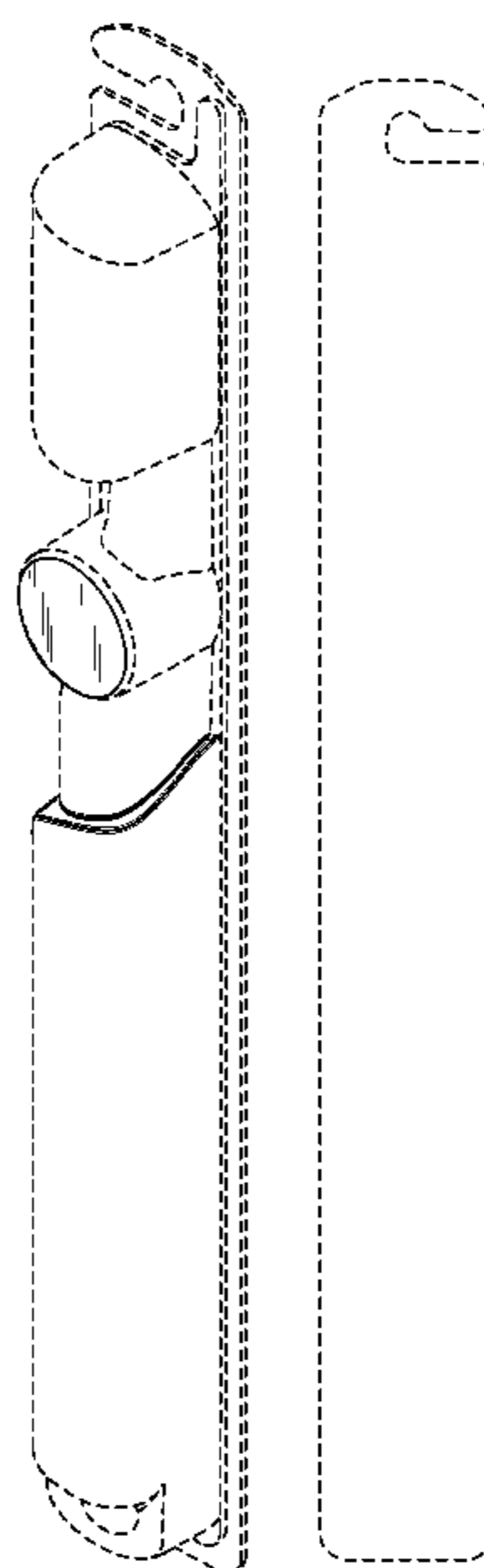
FIG. 6 is a top view of a toothbrush package of FIG. 1; and,

FIG. 7 is a bottom view of a toothbrush package of FIG. 1.

The dashed lines represent the bounds of the claimed design and form no part thereof.

The broken lines illustrate components of the toothbrush package which form no part of the claimed design.

1 Claim, 7 Drawing Sheets



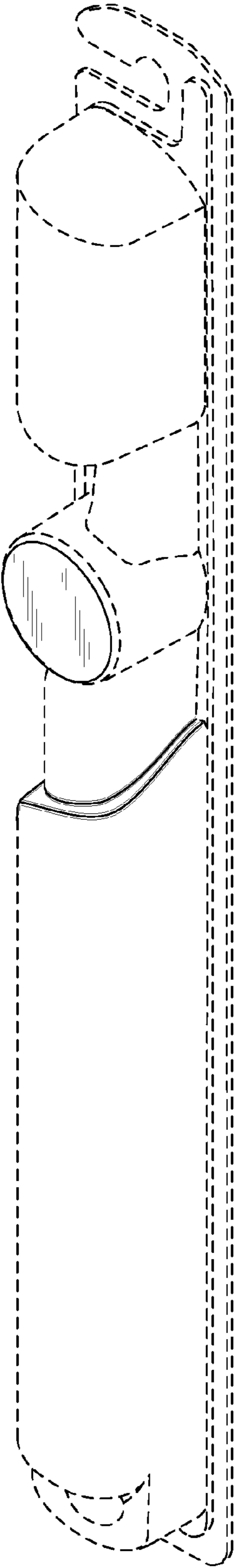


Fig. 1




Fig. 2




Fig. 3

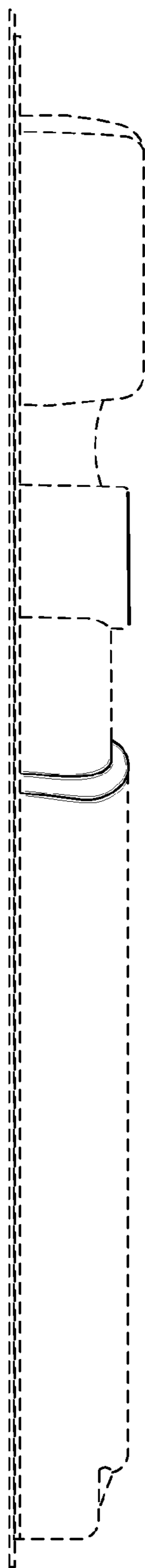


Fig. 4

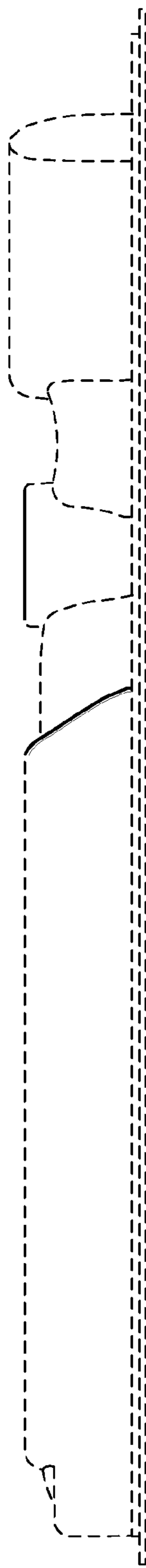


Fig. 5

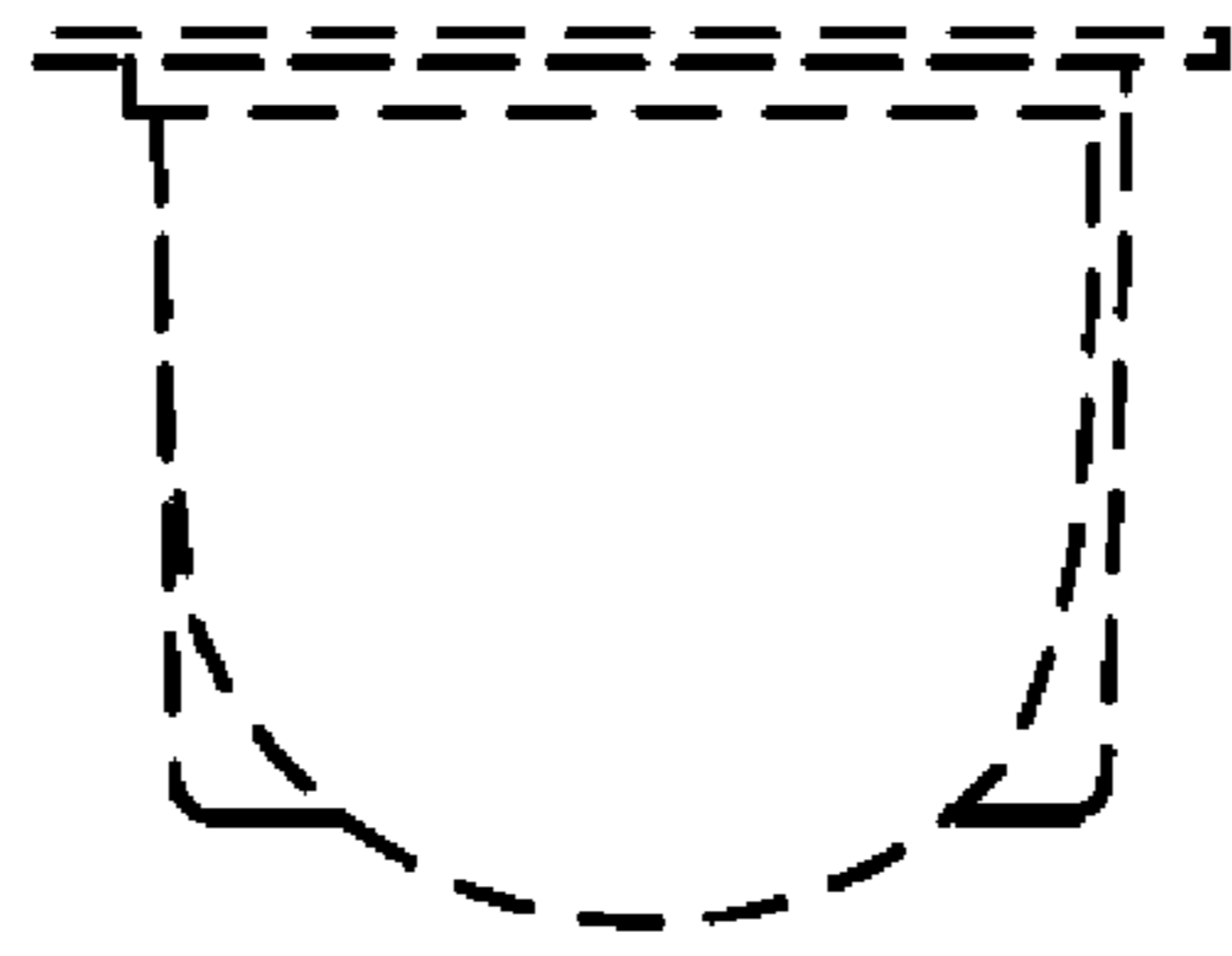


Fig. 6



Fig. 7