



US00D582754S

(12) **United States Design Patent**
Stein

(10) **Patent No.:** **US D582,754 S**

(45) **Date of Patent:** **** Dec. 16, 2008**

(54) **HOSE SPOOL**

(75) Inventor: **Robert Stein**, Aurora, IL (US)

(73) Assignee: **Suncast Technologies, LLC**, Palm Beach Gardens, FL (US)

(**) Term: **14 Years**

(21) Appl. No.: **29/303,500**

(22) Filed: **Feb. 11, 2008**

(51) **LOC (8) Cl.** **08-05**

(52) **U.S. Cl.** **D8/358; D8/359**

(58) **Field of Classification Search** D8/381,
D8/380, 373, 363, 359, 358, 354, 350, 349;
D34/17; D14/253; D13/154; D12/211;
D10/72; 33/769; 248/264, 251, 916; 242/608.8,
242/608.4, 601, 600, 570, 395, 370; 137/355.27,
137/355.23; 104/113

See application file for complete search history.

(56) **References Cited**

U.S. PATENT DOCUMENTS

D158,640 S * 5/1950 Bok D8/359
D379,425 S * 5/1997 Wright et al. D8/359
D390,093 S * 2/1998 Spear et al. D8/358

D556,023 S * 11/2007 Reeder et al. D8/358
2007/0029431 A1 * 2/2007 Lai 242/395

* cited by examiner

Primary Examiner—Susan B Hattan

(74) *Attorney, Agent, or Firm*—McHale & Slavin, P.A.

(57) **CLAIM**

The ornamental design for a hose spool, as shown and described.

DESCRIPTION

FIG. 1 is a front perspective view of the hose spool of the instant invention;

FIG. 2 is a front view thereof;

FIG. 3 is a rear view thereof;

FIG. 4 is a left side view thereof;


FIG. 5 is a right side view thereof;

FIG. 6 is a top view thereof; and,

FIG. 7 is a bottom view thereof.

The portions of drawings illustrated by broken lines depict environmental subject matter only and form no part of the claimed design.

1 Claim, 7 Drawing Sheets






Fig. 1




Fig. 2




Fig. 3

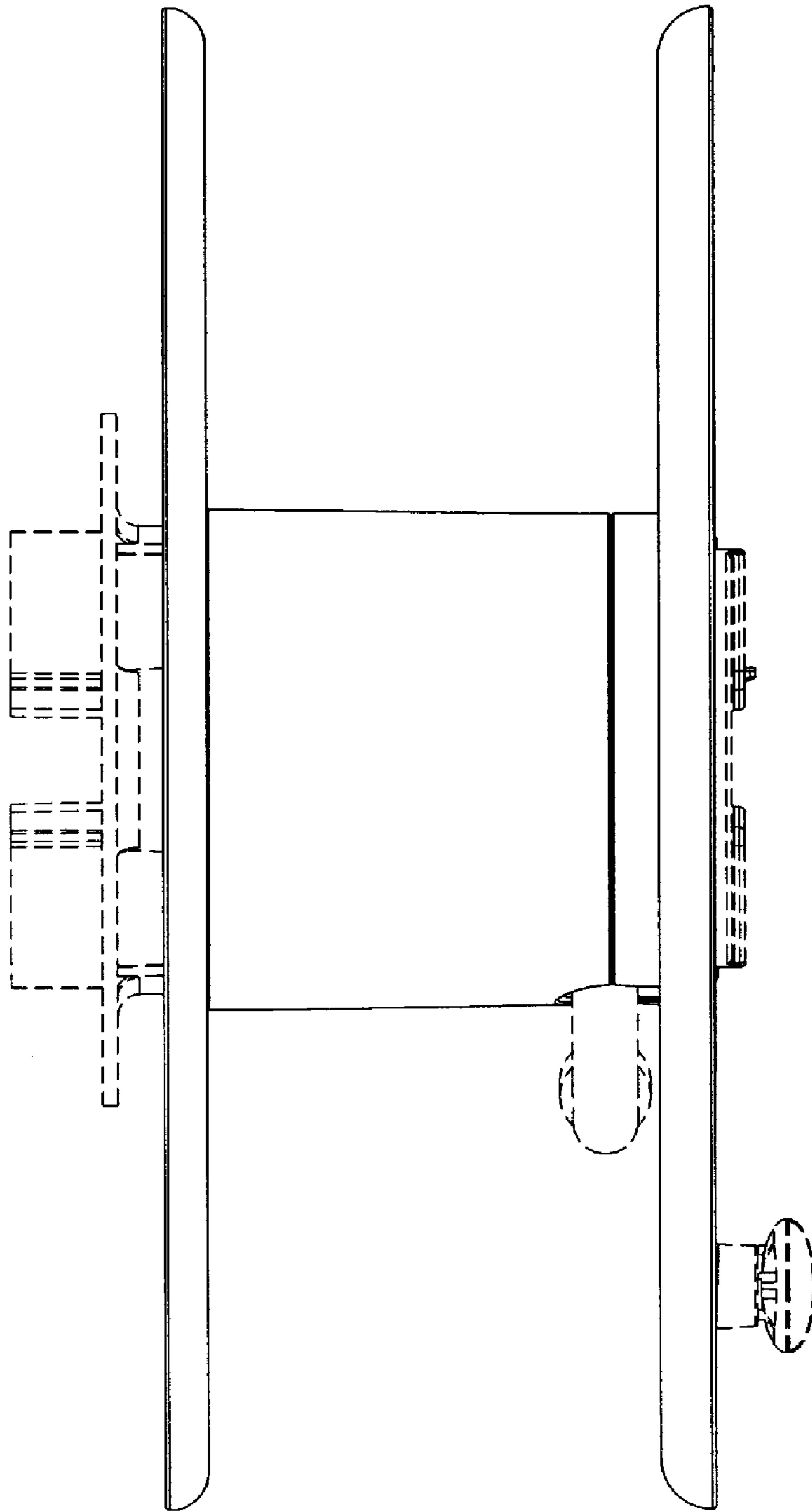


Fig. 4

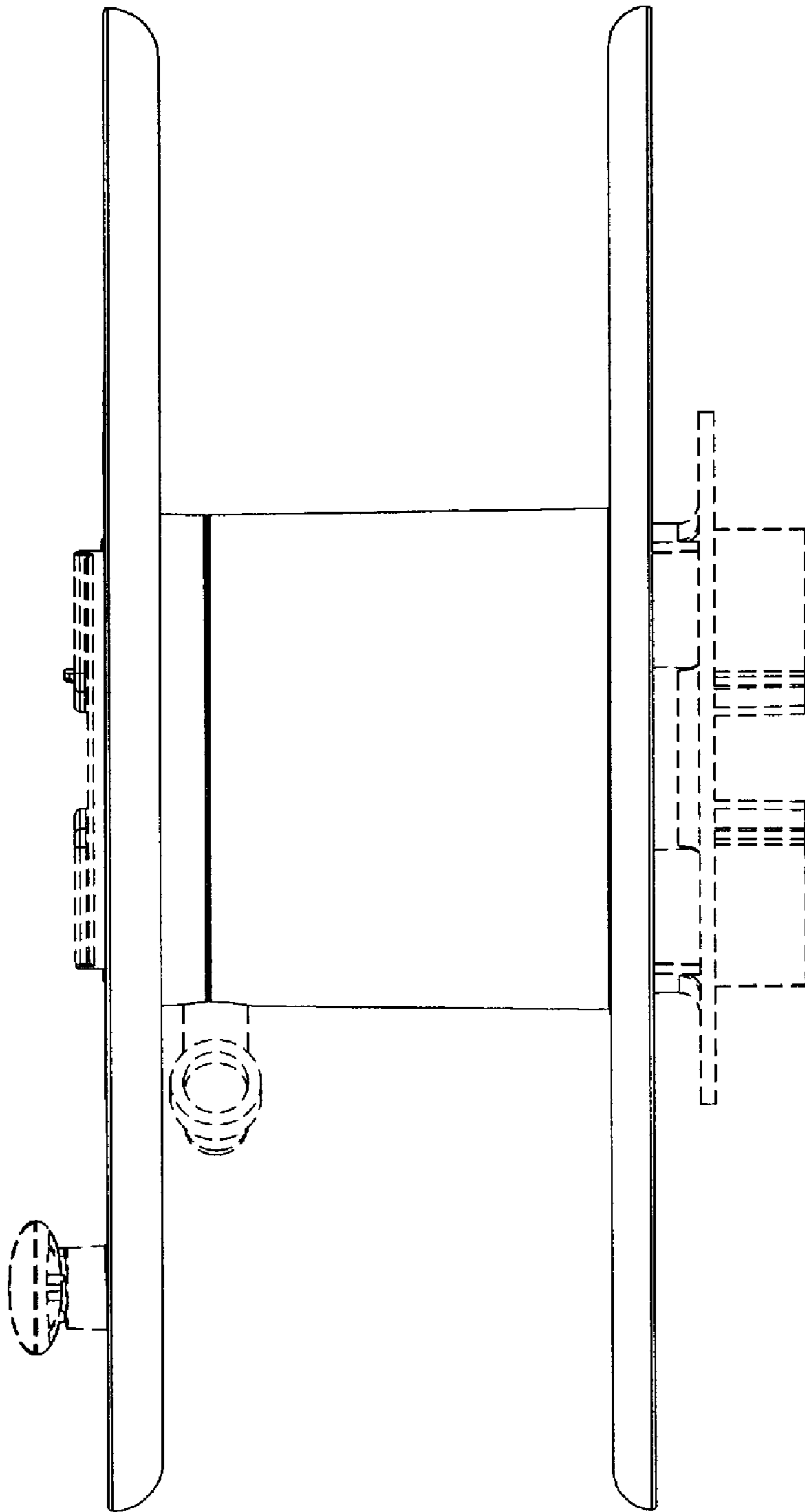


Fig. 5

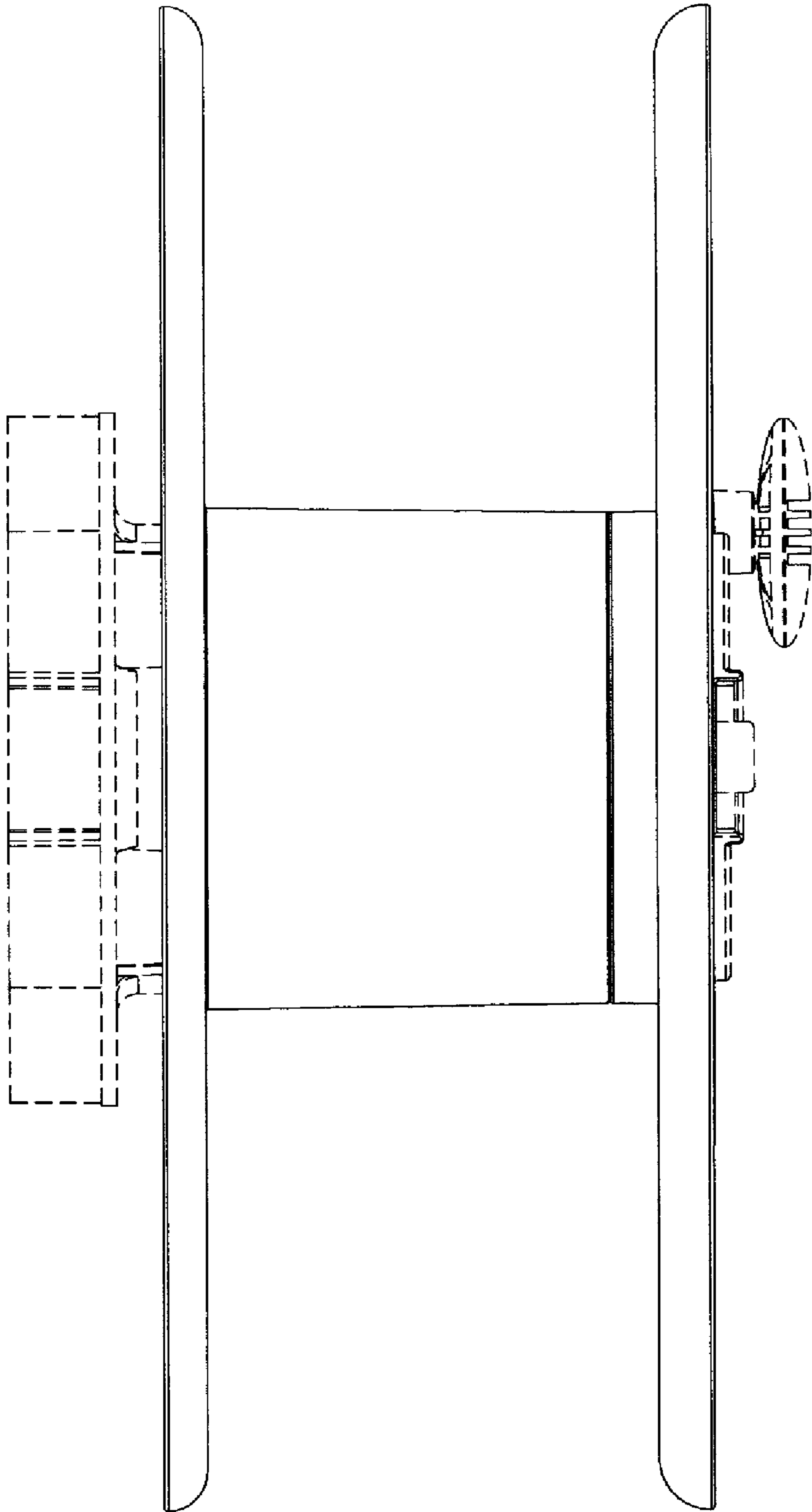


Fig. 6

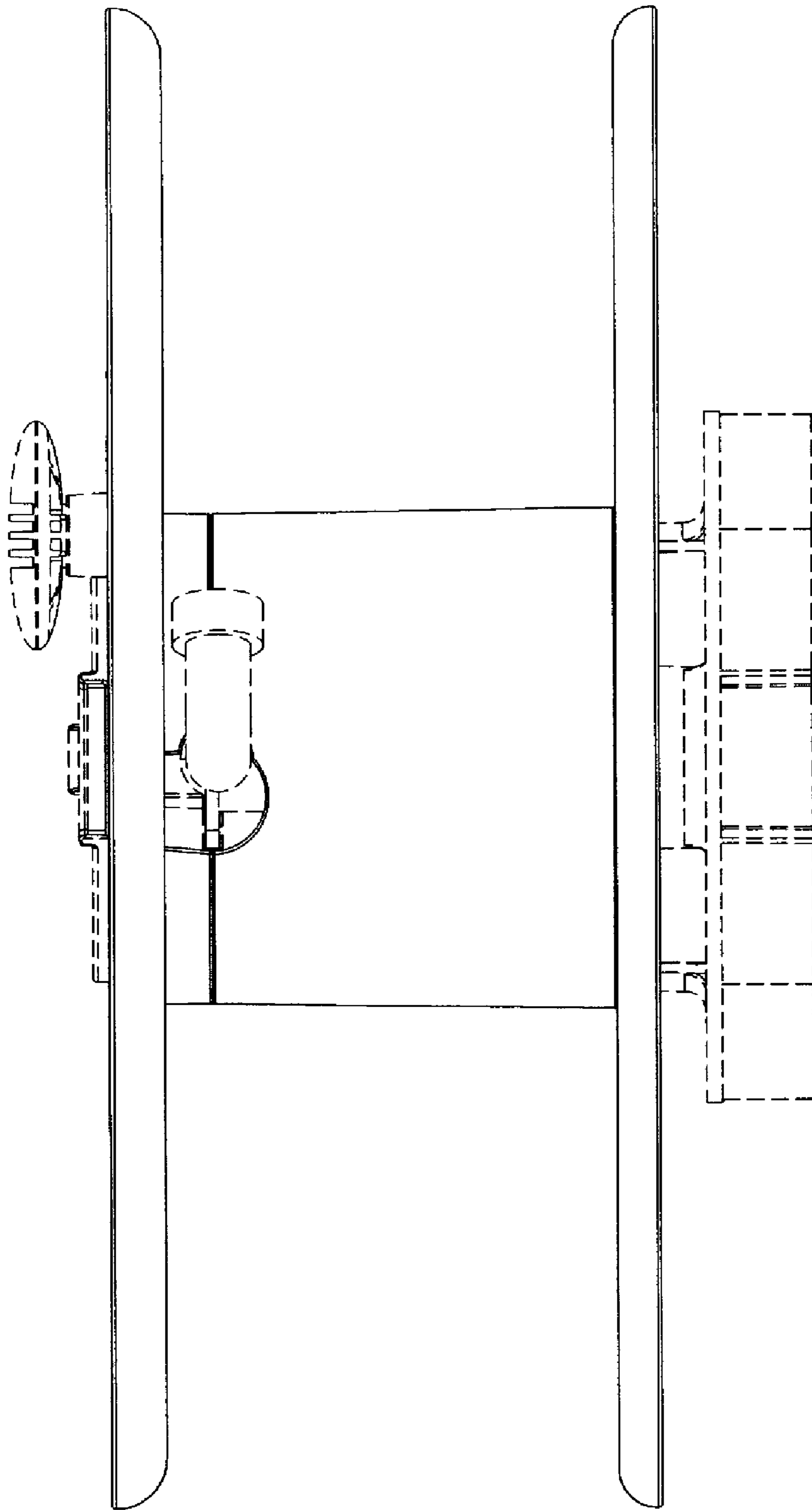


Fig. 7