



US00D582750S

(12) **United States Design Patent**
Heidrich et al.

(10) **Patent No.:** **US D582,750 S**

(45) **Date of Patent:** **** Dec. 16, 2008**

(54) **MODULAR TRANSIT ASSIST HANDLE**

(75) Inventors: **Peter Heidrich**, Des Plaines, IL (US);
David C. Griffis, Round Lake, IL (US)

(73) Assignee: **Wabtec Holding Corp.**, Wilmerding, PA (US)

(**) Term: **14 Years**

(21) Appl. No.: **29/298,837**

(22) Filed: **Dec. 13, 2007**

(51) **LOC (8) Cl.** **08-06**

(52) **U.S. Cl.** **D8/316**

(58) **Field of Classification Search** D8/300–303,
D8/305–321, DIG. 1, DIG. 2, DIG. 10; D7/393,
D7/394, 405; D3/318; D6/549, 524, 533,
D6/550; D23/250–254, 303, 305; D15/89;
292/347, 336.3; 211/16, 182; 220/752–754;
16/441, 118, 110 R, 111 R, DIG. 19, DIG. 30,
16/110.1, 412, 414–420, 443–446
See application file for complete search history.

(56) **References Cited**

U.S. PATENT DOCUMENTS

D148,968 S *	3/1948	Wettlaufer	D6/501
D161,376 S *	12/1950	Rettich	D8/319
D192,348 S *	3/1962	Anderson	D8/319
D199,839 S *	12/1964	Simpson	D8/316
5,210,905 A *	5/1993	Dietz et al.	16/429
D370,617 S *	6/1996	Decursu et al.	D8/316

5,898,973 A *	5/1999	Schmidt	16/445
D426,134 S *	6/2000	Pytlewski	D8/107
D478,472 S *	8/2003	Cozzolino et al.	D7/402
D516,406 S *	3/2006	Brammer et al.	D8/300
D529,365 S *	10/2006	Rudder et al.	D8/107
D530,590 S *	10/2006	Singtoroj et al.	D8/302
D531,876 S *	11/2006	Jimenez	D8/94
D562,104 S *	2/2008	Griffis	D8/300

* cited by examiner

Primary Examiner—Stella M Reid

Assistant Examiner—Mark A Goodwin

(74) *Attorney, Agent, or Firm*—The Webb Law Firm

(57) **CLAIM**

The ornamental design for a modular transit assist handle, as shown and described.

DESCRIPTION

FIG. 1 is a perspective view of a modular transit assist handle of the present invention;

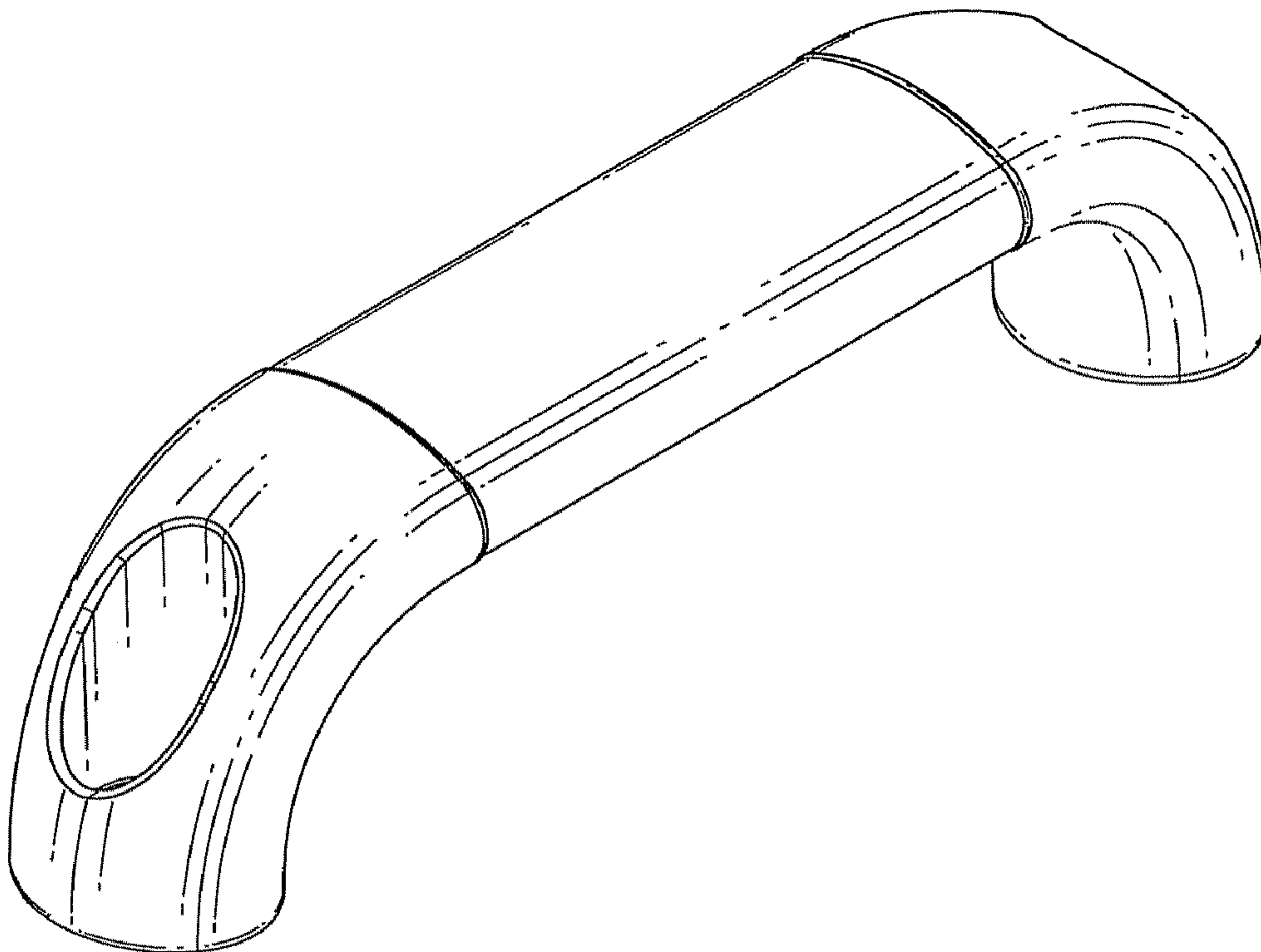
FIG. 2 is a top plan view of a modular transit assist handle of the present invention;

FIG. 3 is a side elevation view of a modular transit assist handle of the present invention;

FIG. 4 is an end view of a modular transit assist handle of the present invention; and,

FIG. 5 is a bottom plan view of a modular transit assist handle of the present invention.

1 Claim, 3 Drawing Sheets



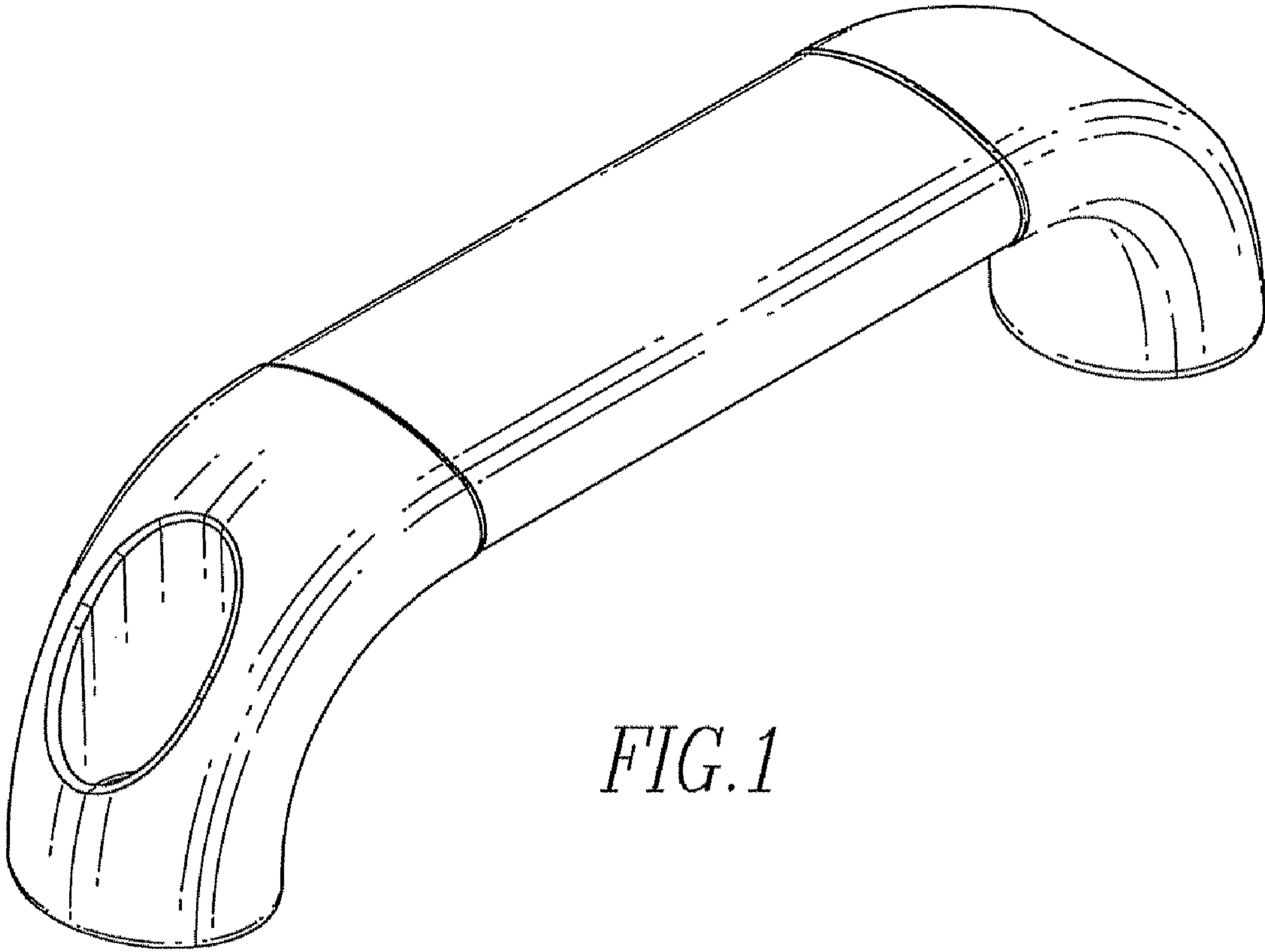


FIG. 1




FIG. 2

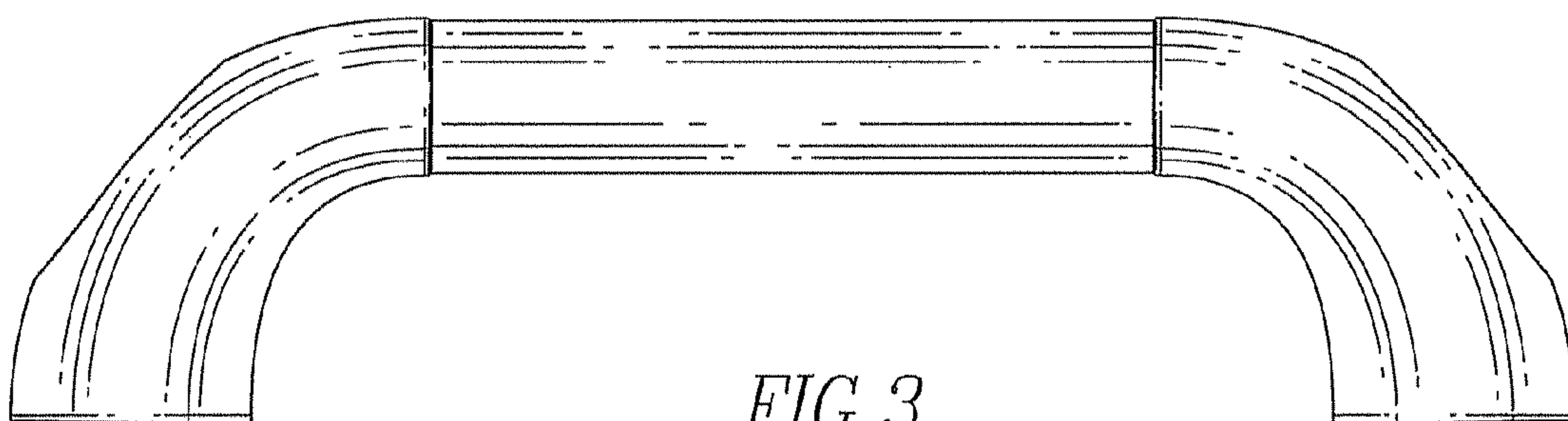


FIG. 3

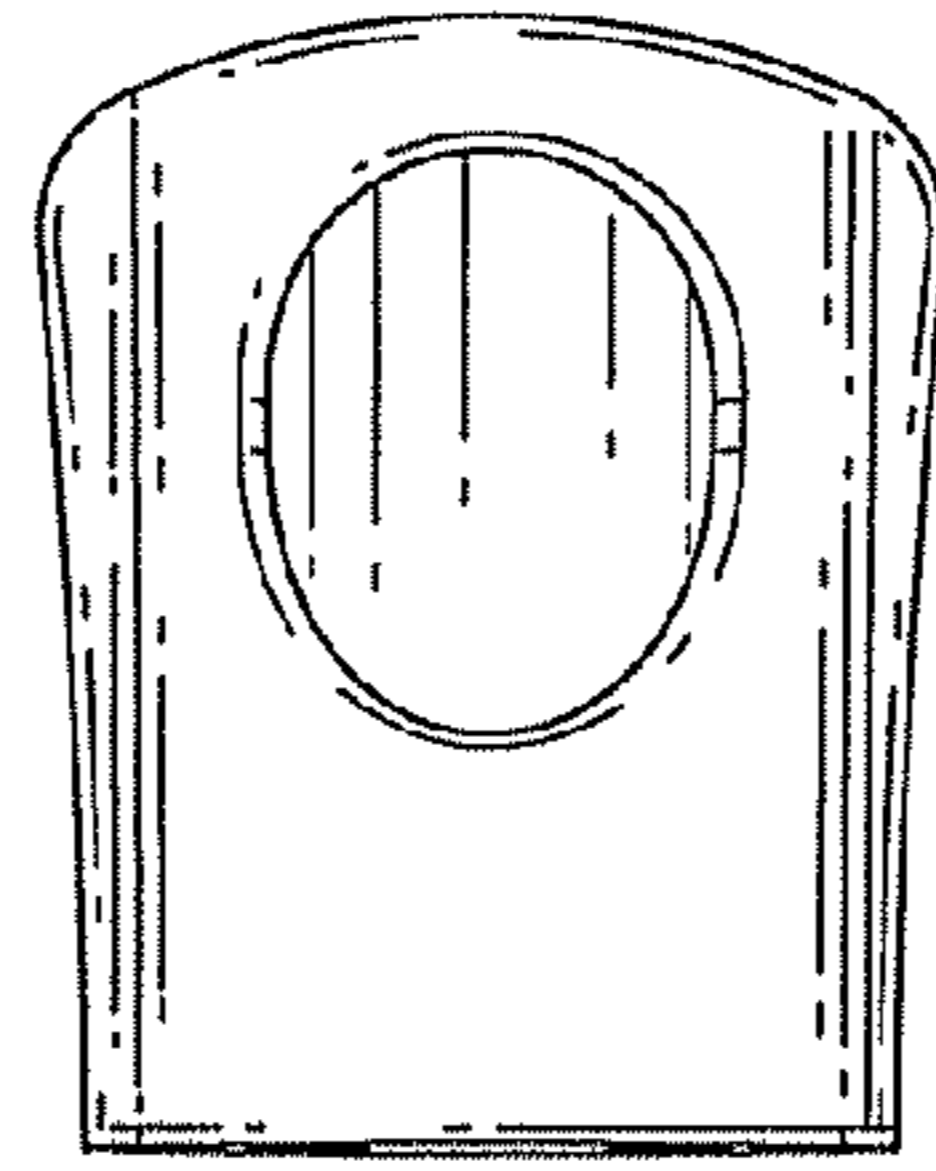


FIG. 4




FIG. 5