



US00D582746S

(12) **United States Design Patent**
Neiser

(10) **Patent No.:** **US D582,746 S**
(45) **Date of Patent:** **** Dec. 16, 2008**

(54) **BOX OPENER**

(76) Inventor: **Gabe Neiser**, 2106 Nicole Dr., Port
Jefferson Station, NY (US) 11776

(**) Term: **14 Years**

(21) Appl. No.: **29/289,114**

(22) Filed: **Jul. 6, 2007**

(51) **LOC (8) Cl.** **08-03**

(52) **U.S. Cl.** **D8/98**

(58) **Field of Classification Search** D8/14,
D8/98, 99, 107; 30/280, 289, 314, 317, 294
See application file for complete search history.

(56) **References Cited**

U.S. PATENT DOCUMENTS

| | | | | | |
|-----------|-----|---------|-----------------|-------|--------|
| 3,673,687 | A * | 7/1972 | Phillips et al. | | 30/294 |
| 4,134,206 | A * | 1/1979 | Beermann | | 30/294 |
| D320,150 | S * | 9/1991 | Huang | | D8/98 |
| D323,967 | S * | 2/1992 | Talbot | | D8/98 |
| D352,440 | S * | 11/1994 | Perigny | | D8/98 |
| 5,737,842 | A * | 4/1998 | Freedman | | 30/280 |
| 5,768,787 | A * | 6/1998 | Ireland | | 30/294 |
| D401,492 | S * | 11/1998 | Joseph, Jr. | | D8/98 |

| | | | | | |
|--------------|------|---------|-------------------|-------|--------|
| D481,609 | S * | 11/2003 | Perlmutter et al. | | D8/99 |
| 6,691,416 | B2 * | 2/2004 | Yu Chen | | 30/294 |
| 2006/0016306 | A1 * | 1/2006 | Conde | | 83/13 |

* cited by examiner

Primary Examiner—Philip S Hyder

(74) *Attorney, Agent, or Firm*—Keusey, Tutunjian & Bitetto.
P.C.

(57) **CLAIM**

The ornamental design for a box opener, as shown and described.

DESCRIPTION

FIG. 1 is a perspective view of the box opener showing our new design;

FIG. 2 is a left side view thereof, the right side view being a mirror image of the left side view; and

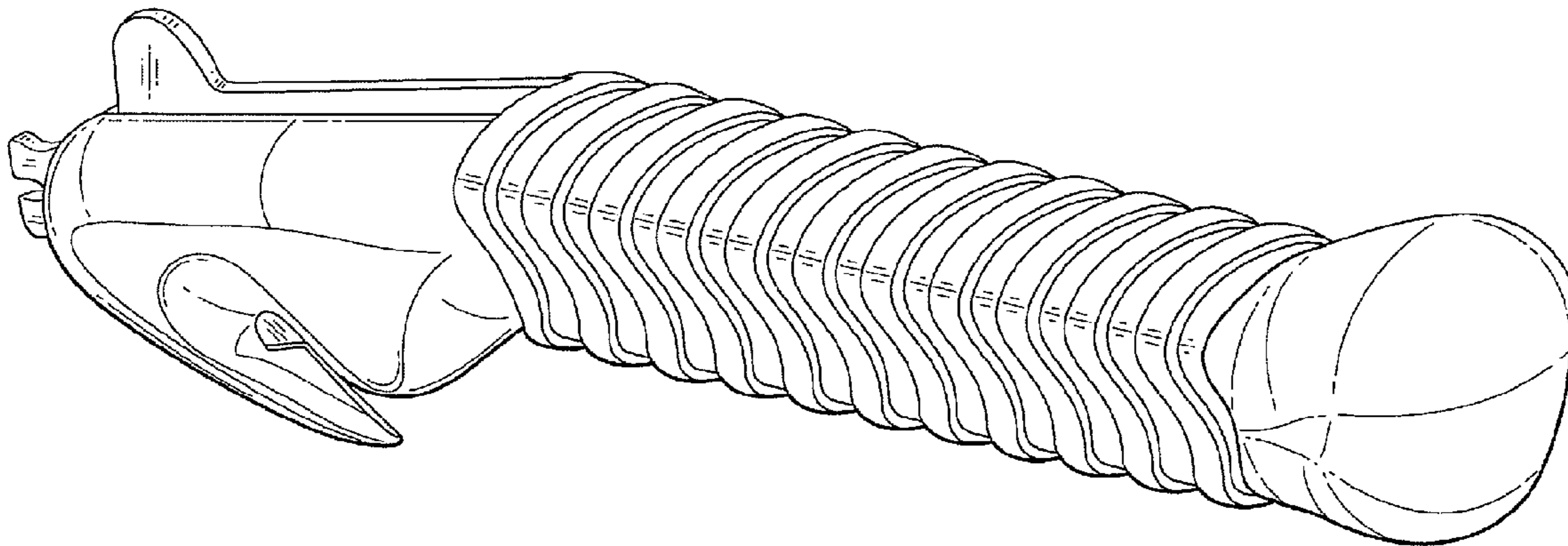
FIG. 3 is front view thereof,

FIG. 4 is a rear view thereof.

FIG. 5 is a top view thereof; and,

FIG. 6 is a bottom view thereof.

1 Claim, 4 Drawing Sheets



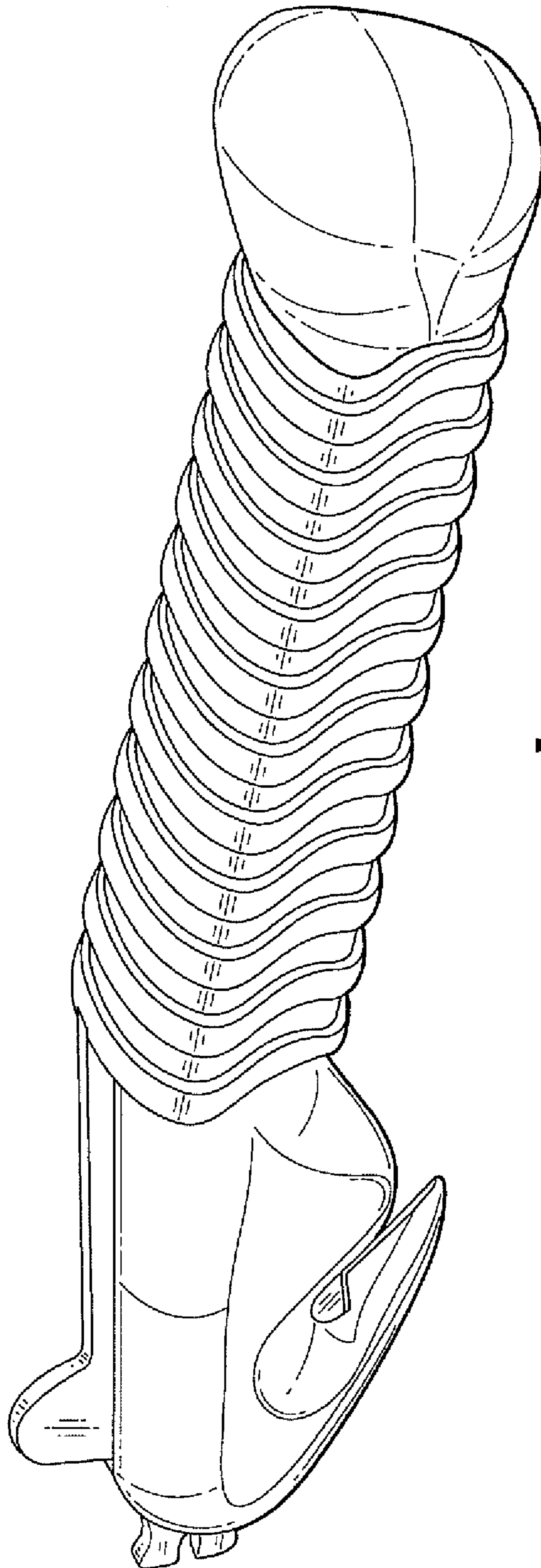


FIG. 1

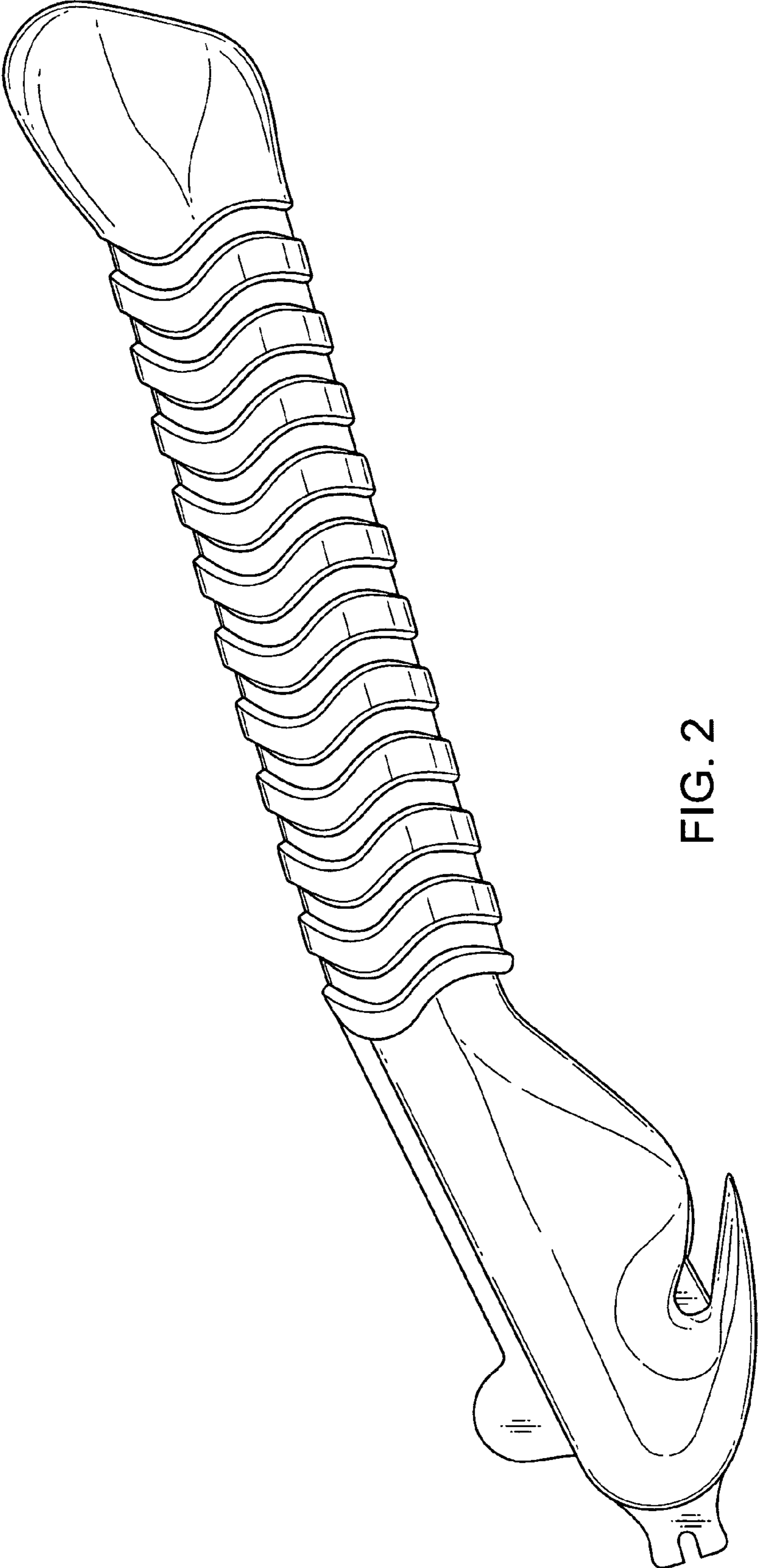


FIG. 2

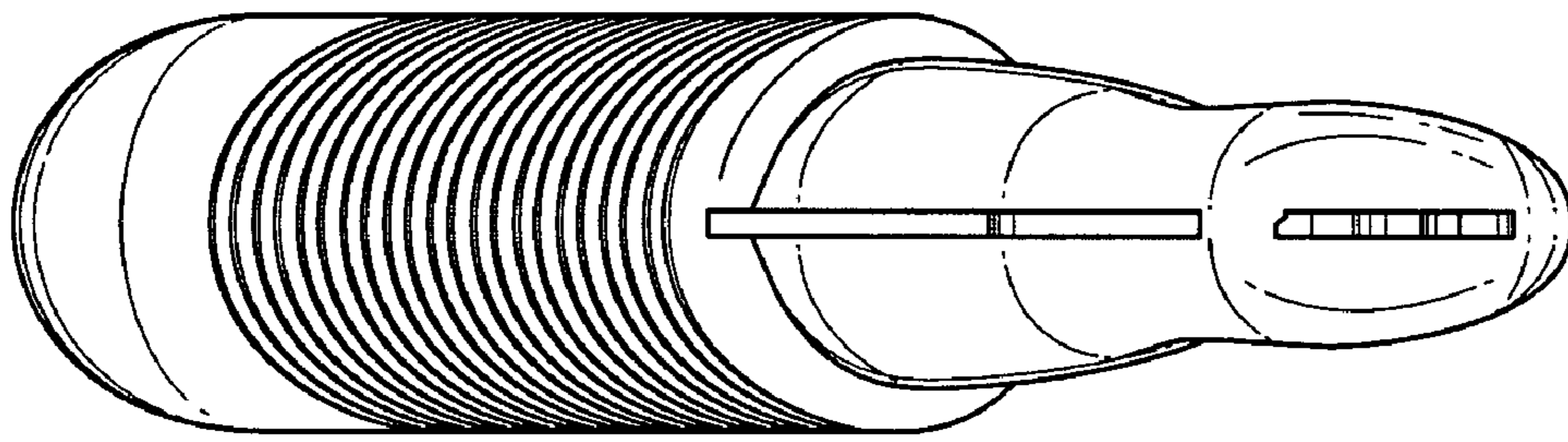


FIG. 3




FIG. 4

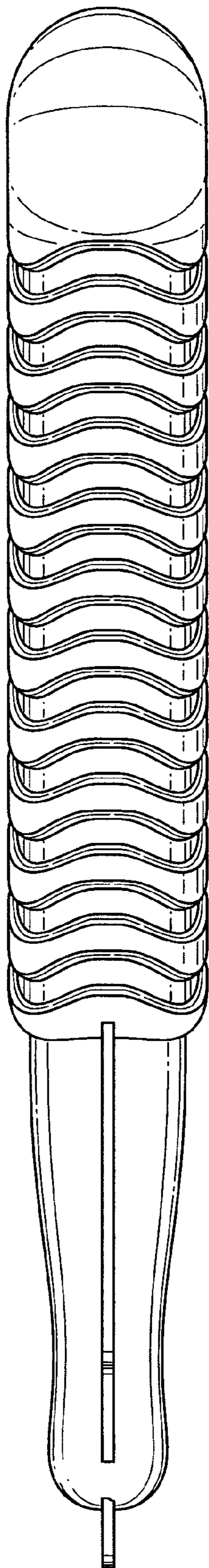


FIG. 5

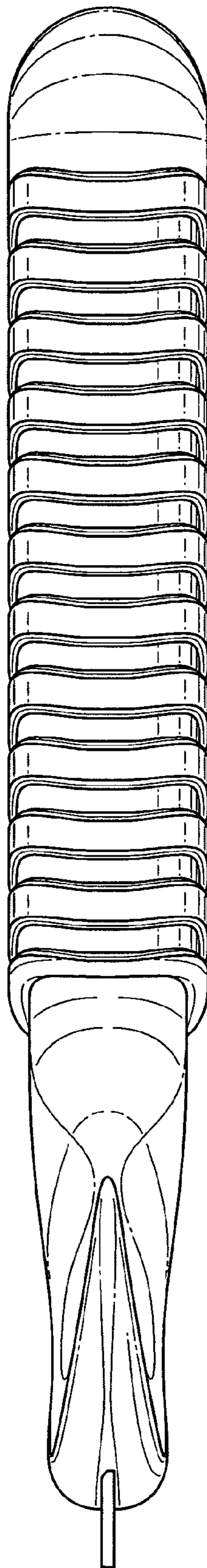


FIG. 6