



US00D582741S

(12) **United States Design Patent**  
**Wise**

(10) **Patent No.:** **US D582,741 S**

(45) **Date of Patent:** **\*\* Dec. 16, 2008**

(54) **COMPACT RIGHT ANGLE DRIVER**

(76) Inventor: **Robert W. Wise**, 365 Ely Rd., Petaluma,  
CA (US) 94954

(\*\*) Term: **14 Years**

(21) Appl. No.: **29/291,913**

(22) Filed: **Sep. 19, 2007**

**Related U.S. Application Data**

(63) Continuation-in-part of application No. 29/226,875,  
filed on Apr. 1, 2005, now Pat. No. Des. 559,056.

(51) **LOC (8) Cl.** ..... **08-05**

(52) **U.S. Cl.** ..... **D8/68**

(58) **Field of Classification Search** ..... D8/14.1,  
D8/61, 62, 63, 64, 65, 66, 67, 68, 69, 70;  
81/57.11, 429, 454, 455, 456, 469, 489; 173/13,  
173/104, 114, 168, 169, 170, 171, 178, 201,  
173/211, 213, 217; 408/20, 124, 125, 234,  
408/241 R; 451/358; 310/50; 227/8, 113,  
227/114, 120, 130, 136, 142

See application file for complete search history.

(56) **References Cited**

**U.S. PATENT DOCUMENTS**

3,298,284	A	*	1/1967	Alexander	.....	173/169
D322,206	S	*	12/1991	Fukuda et al.	.....	D8/64
D376,303	S	*	12/1996	Nagel	.....	D8/61
D430,995	S	*	9/2000	Izumisawa	.....	D8/62
D433,907	S	*	11/2000	Fuchs et al.	.....	D8/64
D444,365	S	*	7/2001	Bass et al.	.....	D8/68
D459,180	S	*	6/2002	Morgan	.....	D8/68
D464,548	S	*	10/2002	Morgan	.....	D8/64
D465,397	S	*	11/2002	Chen	.....	D8/107
D475,909	S	*	6/2003	Waldron	.....	D8/68
D486,370	S	*	2/2004	Chen	.....	D8/68
D509,119	S	*	9/2005	Schiller et al.	.....	D8/68

D514,413	S	*	2/2006	Cuenca et al.	.....	D8/68
D523,719	S	*	6/2006	Andriolo	.....	D8/64
D524,133	S	*	7/2006	Wu	.....	D8/68
D524,625	S	*	7/2006	Wu	.....	D8/68
D527,236	S	*	8/2006	Wu	.....	D8/68
D530,589	S	*	10/2006	Wang	.....	D8/107
D532,666	S	*	11/2006	Chi	.....	D8/68
D538,125	S	*	3/2007	Pan	.....	D8/68
D547,154	S	*	7/2007	Lee	.....	D8/68
D547,631	S	*	7/2007	Schmid et al.	.....	D8/68
D549,061	S	*	8/2007	Schmid et al.	.....	D8/68
D550,052	S	*	9/2007	Lee	.....	D8/68
2007/0046110	A1	*	3/2007	Liu	.....	310/50

**FOREIGN PATENT DOCUMENTS**

GB 3024601 S \* 4/2006

\* cited by examiner

*Primary Examiner*—T. Chase Nelson

(74) *Attorney, Agent, or Firm*—Black Lowe & Graham PLLC

(57) **CLAIM**

The ornamental design for a compact right angle driver, as shown and described.

**DESCRIPTION**

FIG. 1 is a front view of a compact right angle driver showing my new design.

FIG. 2 is a top plan view thereof.

FIG. 3 is a right side view thereof.


FIG. 4 is a left side view thereof.

FIG. 5 is a bottom plan view thereof; and,

FIG. 6 is a top right perspective view thereof.

The broken lines illustrate unclaimed structure on the compact right angle driver. The broken lines and structure they depict form no part of the claimed design.

**1 Claim, 3 Drawing Sheets**



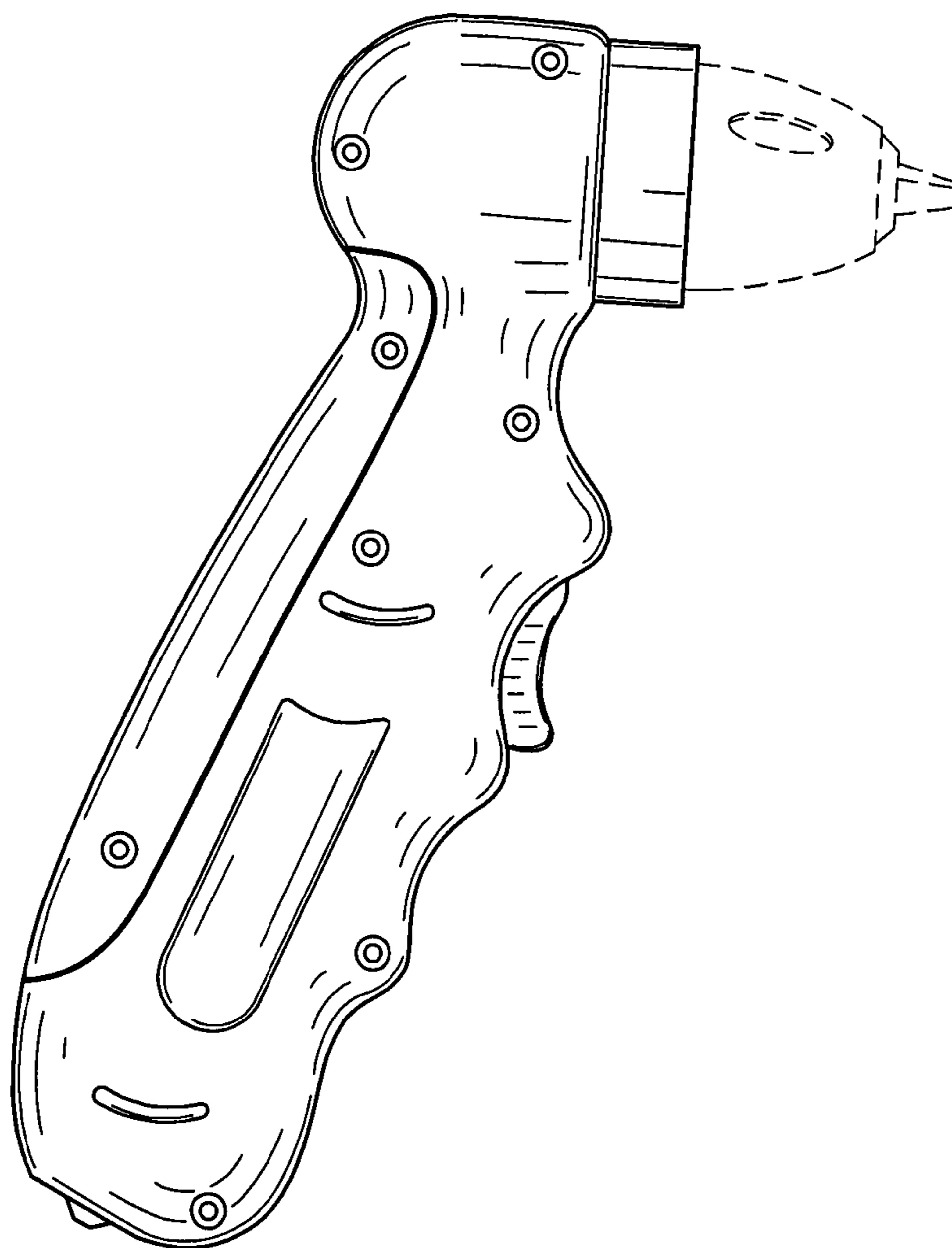


FIG.1

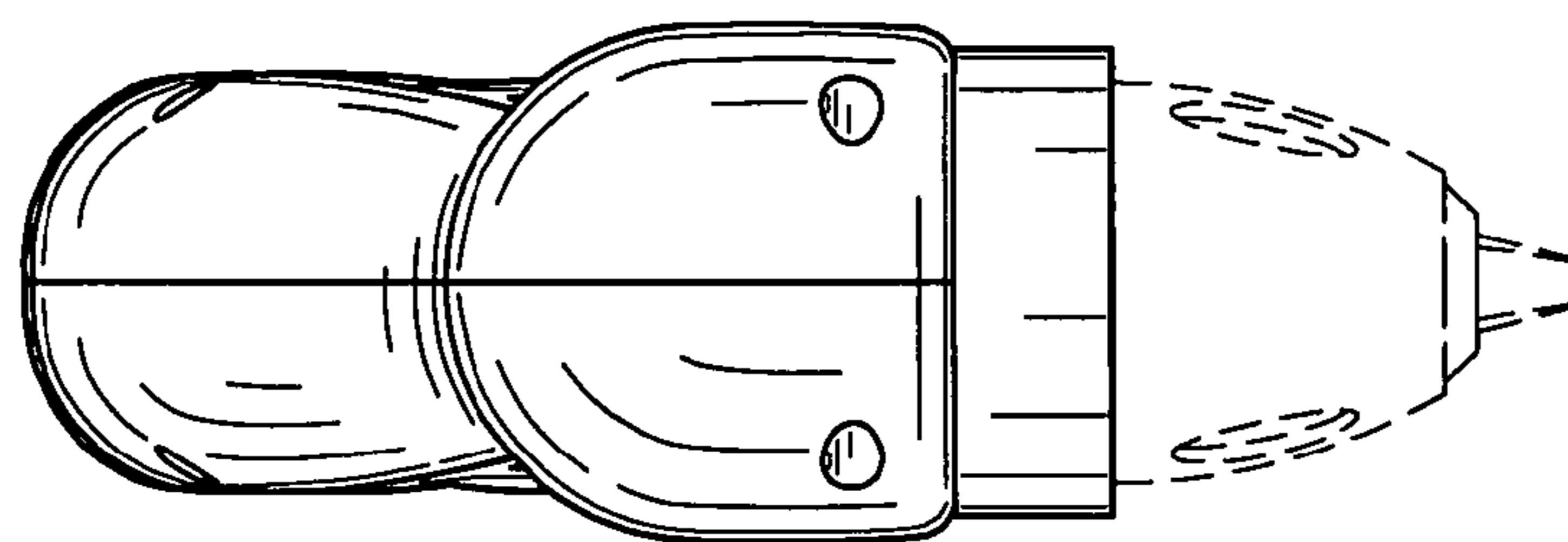


FIG.2

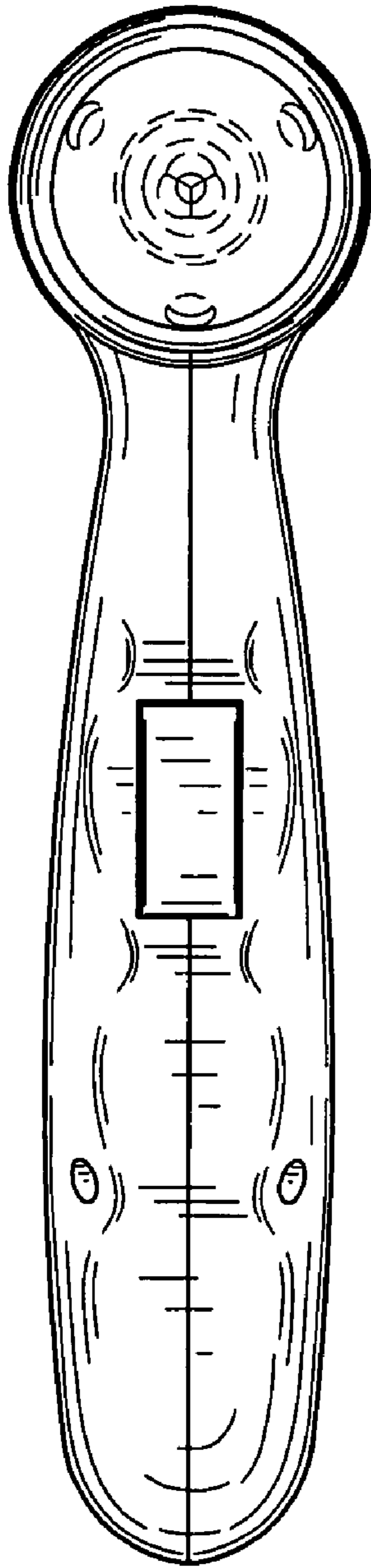


FIG. 3

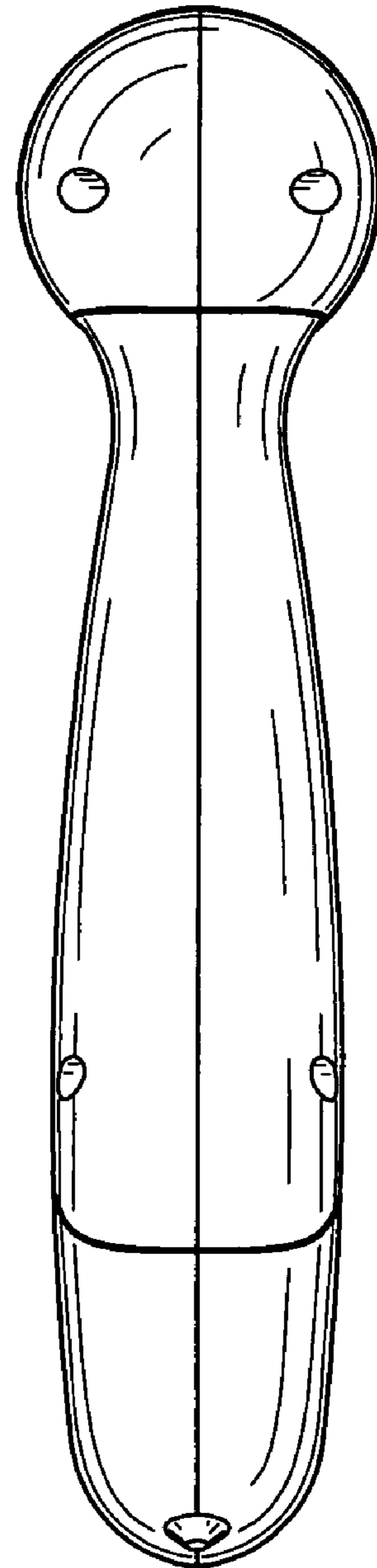


FIG. 4

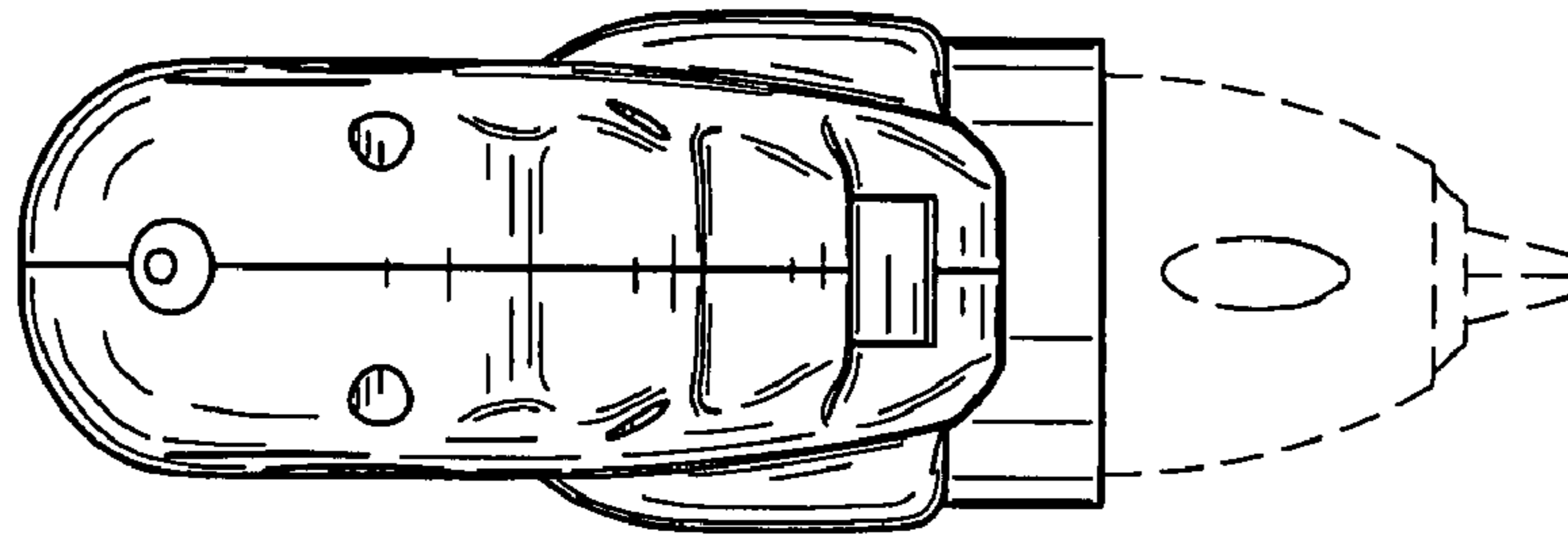


FIG. 5




FIG. 6