



US00D582739S

(12) **United States Design Patent**
Aoki et al.

(10) **Patent No.:** **US D582,739 S**
(45) **Date of Patent:** **** Dec. 16, 2008**

(54) **PORTABLE ELECTRIC SAW**
(75) Inventors: **Yoshiki Aoki**, Hitachinaka (JP); **Hitoshi Tsuzuki**, Hitachinaka (JP); **Shinichi Kakefuda**, Hitachinaka (JP); **Syou Kaneshawa**, Hitachinaka (JP)

(73) Assignee: **Hitachi Koki Co., Ltd.**, Tokyo (JP)

(**) Term: **14 Years**

(21) Appl. No.: **29/305,853**

(22) Filed: **Mar. 28, 2008**

(30) **Foreign Application Priority Data**

Sep. 28, 2007 (JP) 2007-026598

(51) **LOC (8) Cl.** **08-03**

(52) **U.S. Cl.** **D8/64**

(58) **Field of Classification Search** D8/69,
D8/68, 67, 66, 65, 64, 62, 61; 30/92, 394,
30/393, 392, 377, 376, 371; 74/50, 49; 173/217,
173/216; 83/699.21; 446/145
See application file for complete search history.

(56) **References Cited**

U.S. PATENT DOCUMENTS

D341,536 S *	11/1993	Fukuda et al.	D8/64
D456,233 S *	4/2002	Main	D8/64
D471,417 S *	3/2003	Chunn et al.	D8/64
D471,418 S *	3/2003	Chunn et al.	D8/64
D500,651 S *	1/2005	Andriolo	D8/64

D523,310 S *	6/2006	Wikle et al.	D8/64
D523,312 S *	6/2006	Ozawa et al.	D8/64
D524,131 S *	7/2006	Chunn et al.	D8/64
D524,132 S *	7/2006	Welsh	D8/64
D524,619 S *	7/2006	Ng	D8/64
D545,657 S *	7/2007	Yamamoto et al.	D8/64
D551,045 S *	9/2007	Kokawa	D8/64
D551,046 S *	9/2007	Yamamoto et al.	D8/64
D551,930 S *	10/2007	Yamada et al.	D8/64
D558,550 S *	1/2008	McRoberts et al.	D8/64
D560,988 S *	2/2008	Watson et al.	D8/64

* cited by examiner

Primary Examiner—Cathron Brooks

Assistant Examiner—Austin Murphy

(74) *Attorney, Agent, or Firm*—Sughrue Mion, PLLC

(57) **CLAIM**

The ornamental design for a portable electric saw, as shown.

DESCRIPTION

FIG. 1 is a perspective view of the top, front, and left side of a portable electric saw showing our new design;

FIG. 2 is a front elevational view thereof;

FIG. 3 is a rear elevational view thereof;

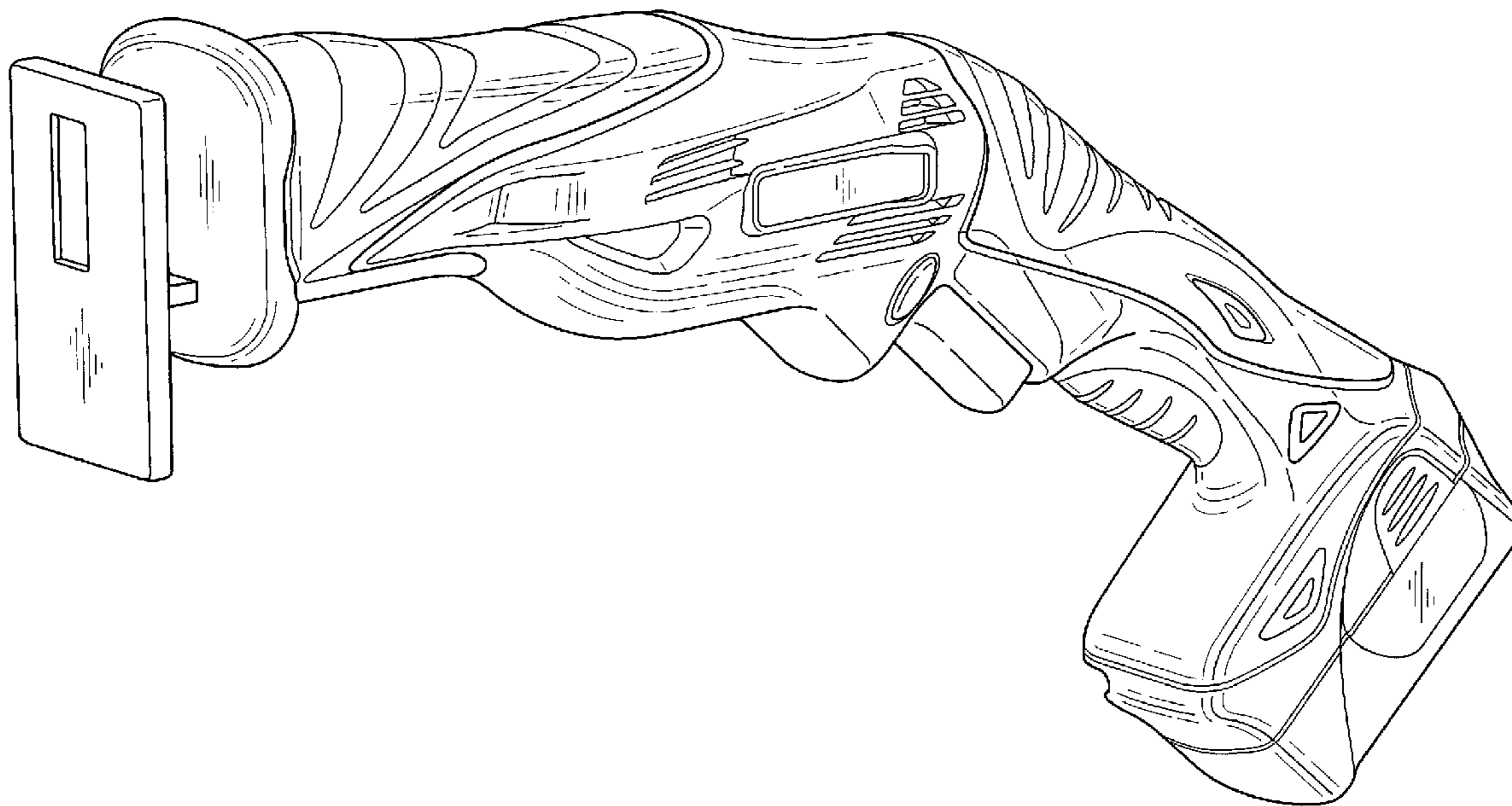
FIG. 4 is a left side elevational view thereof;

FIG. 5 is a right side elevational view thereof;

FIG. 6 is a top plan view thereof; and,

FIG. 7 is a bottom plan view thereof.

1 Claim, 5 Drawing Sheets



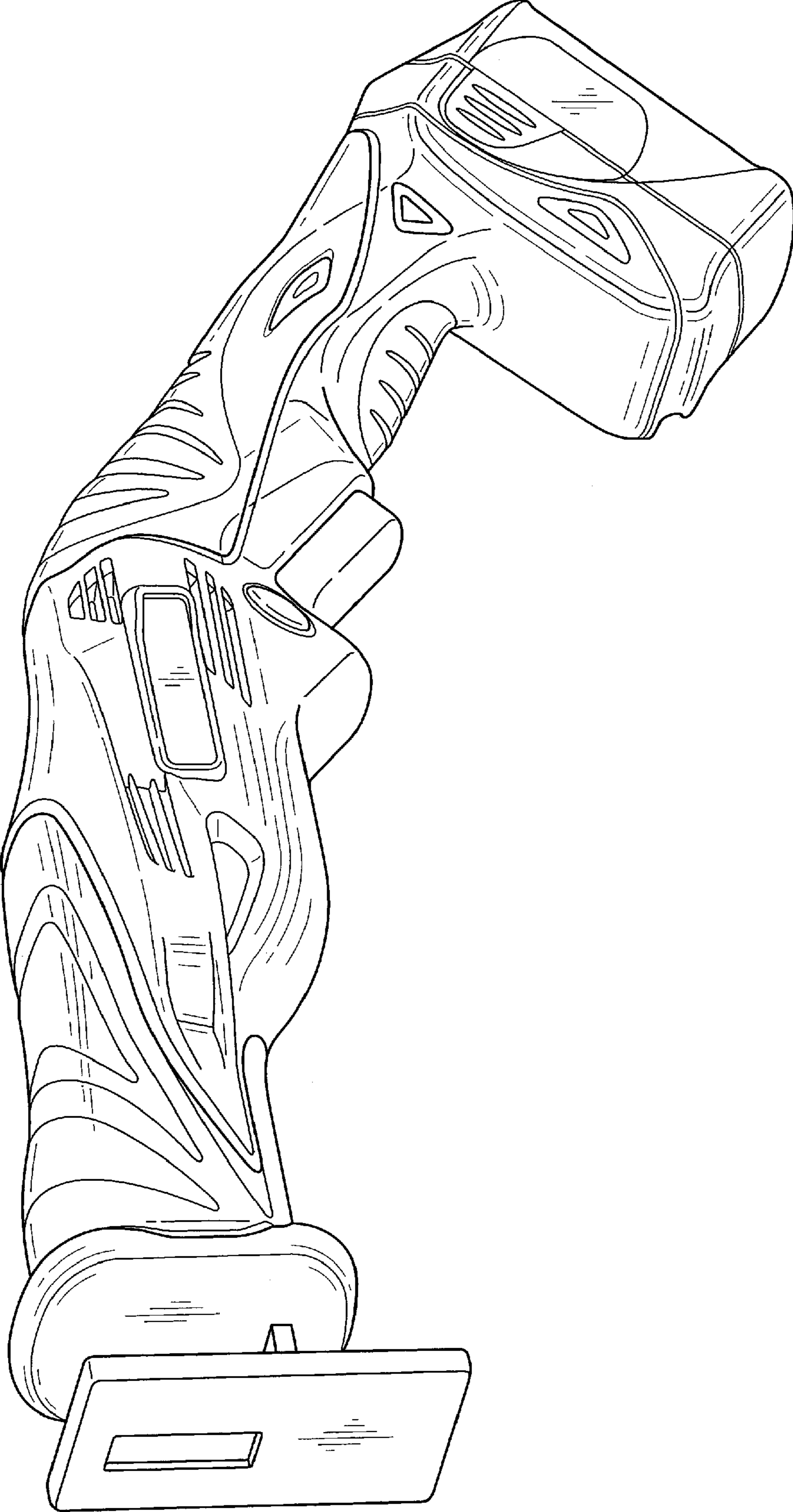


FIG. 1

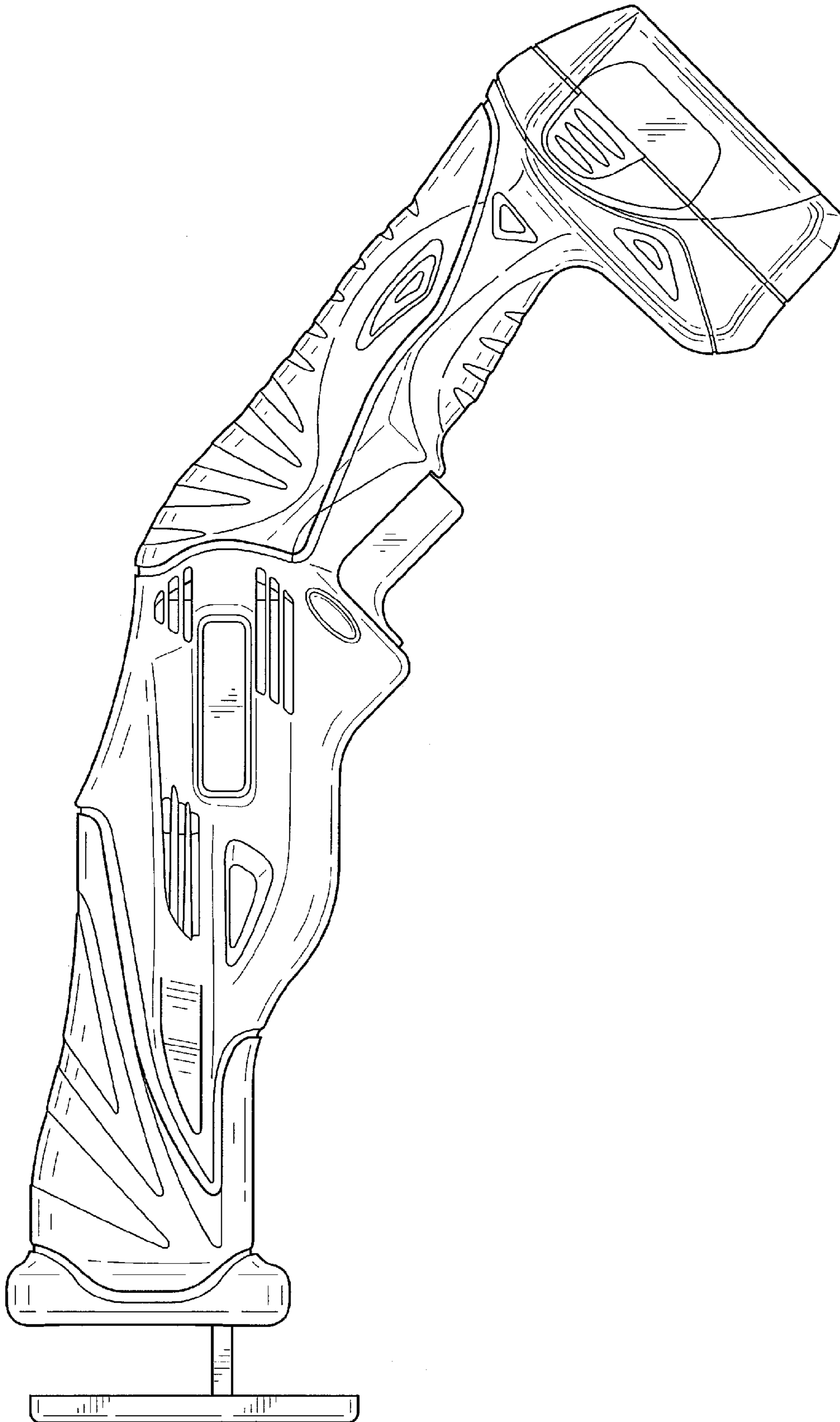


FIG. 2

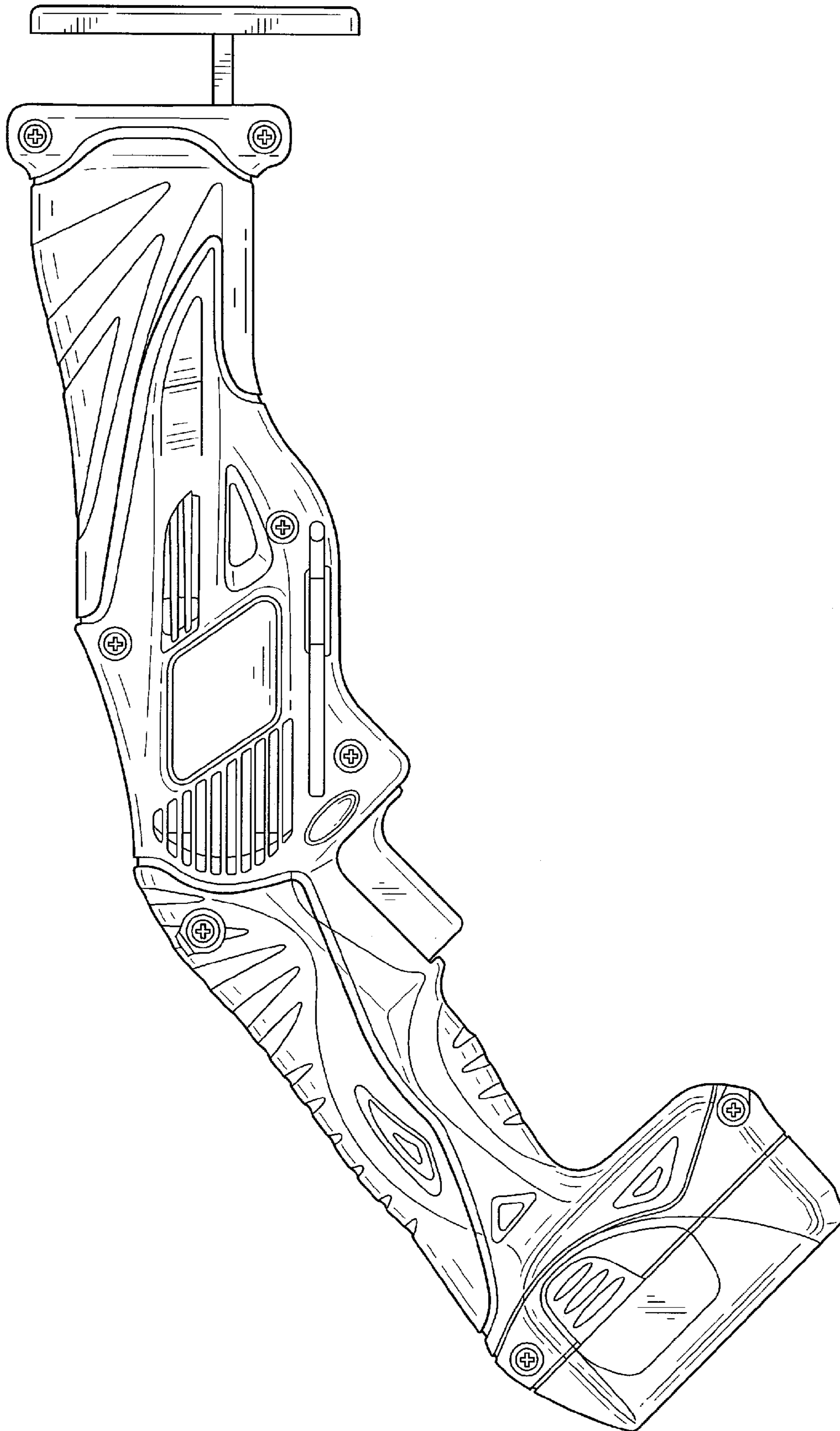


FIG. 3

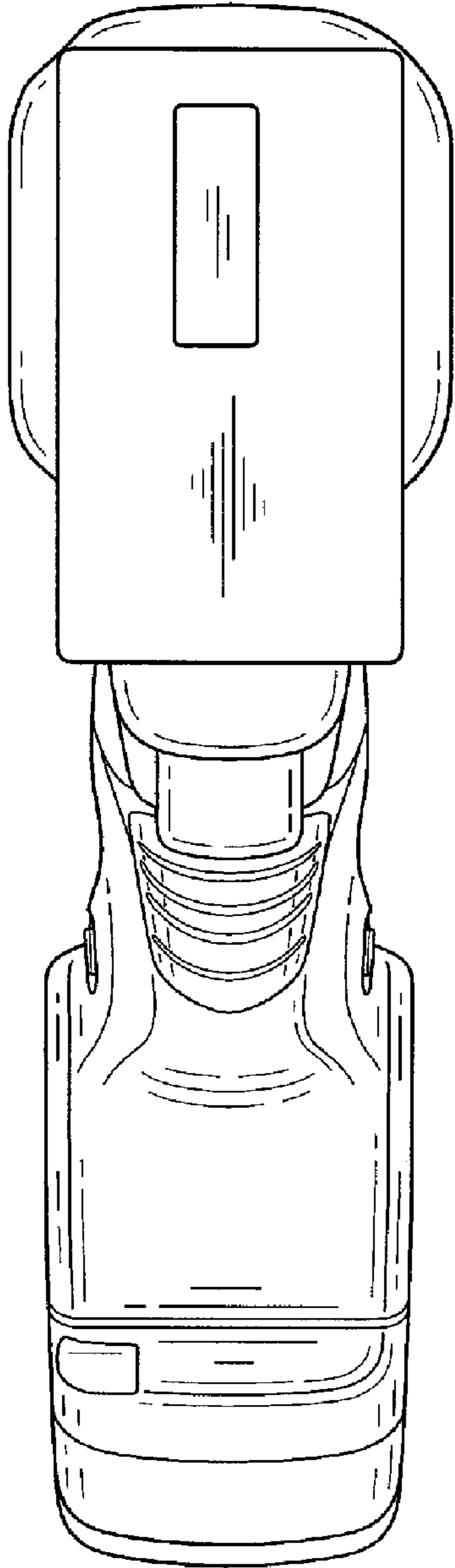


FIG. 4

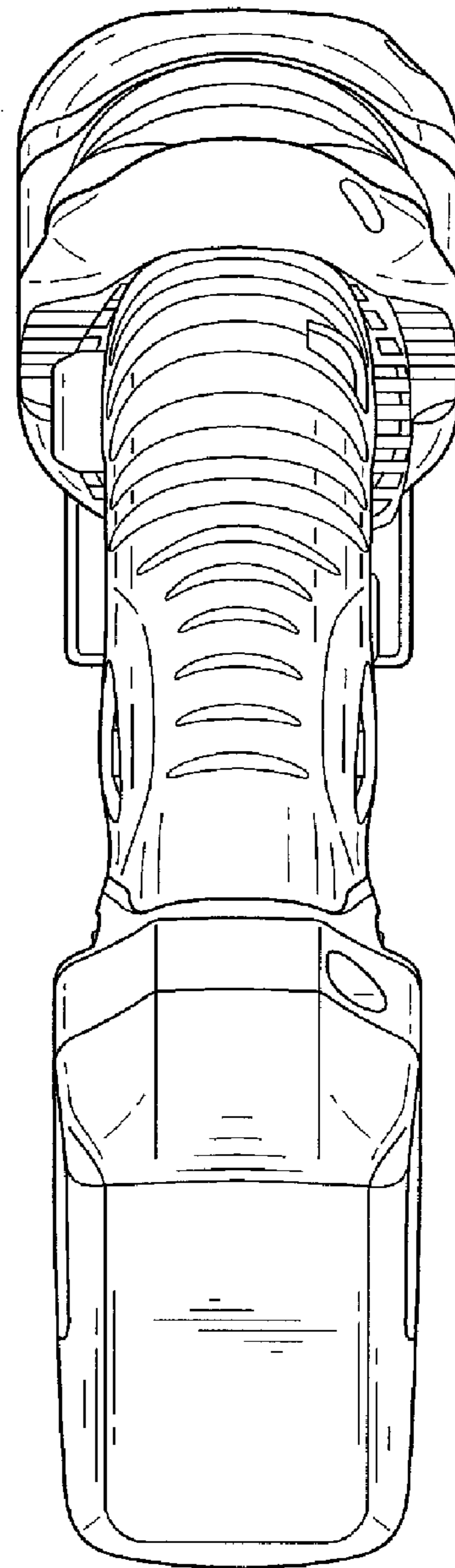


FIG. 5

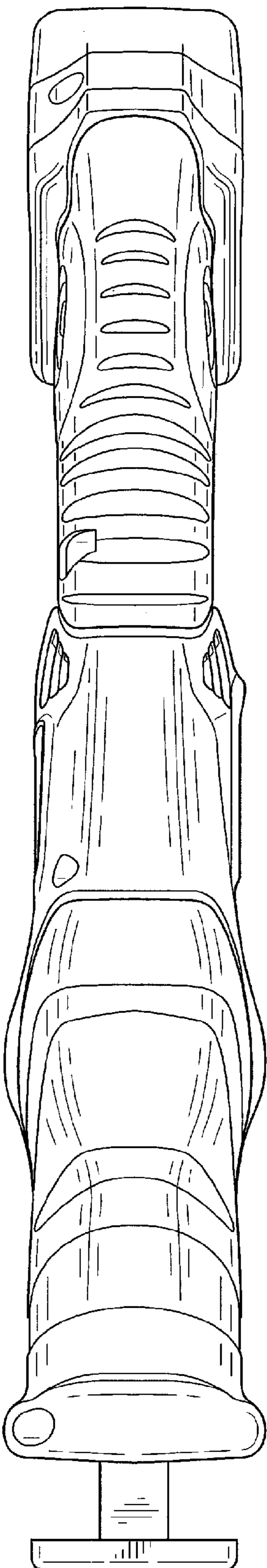


FIG. 6

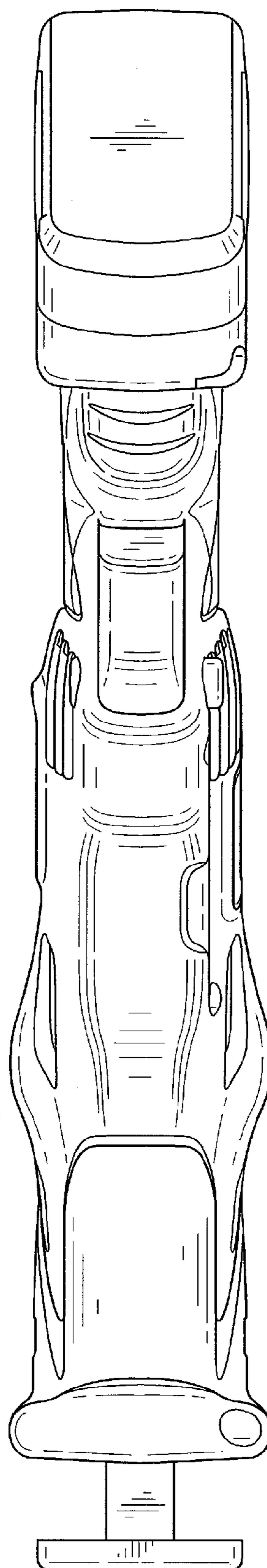


FIG. 7