



US00D582727S

(12) **United States Design Patent**
Barker

(10) **Patent No.:** **US D582,727 S**

(45) **Date of Patent:** **** Dec. 16, 2008**

(54) **DISH HOLDER**

(76) Inventor: **Vickie I. Barker**, 962 W. 41st St., San Bernardino, CA (US) 92407-3460

(**) Term: **14 Years**

(21) Appl. No.: **29/291,030**

(22) Filed: **Aug. 13, 2007**

(51) **LOC (8) Cl.** **07-07**

(52) **U.S. Cl.** **D7/573**

(58) **Field of Classification Search** D6/536,
D6/539; D7/571, 573, 543, 551.1, 551.3,
D7/604, 606, 613, 625, 702, 619.2, 628, 634,
D7/639; D11/131, 143, 149-150; 446/71,
446/491

See application file for complete search history.

(56) **References Cited**

U.S. PATENT DOCUMENTS

- D77,303 S * 12/1928 De Vilbiss D7/551.3
- D238,845 S * 2/1976 Logue D7/543
- 4,648,379 A 3/1987 Fordyce
- 4,903,923 A 2/1990 Krentel
- 4,905,947 A 3/1990 Henne et al.
- D311,656 S * 10/1990 Yeh et al. D6/536
- D352,424 S 11/1994 Asner

- D397,584 S 9/1998 Vannello
- 6,027,083 A 2/2000 Chang
- 6,067,698 A 5/2000 Silvera-Langley
- D446,688 S 8/2001 Vanello
- D542,636 S * 5/2007 Heindl D7/573
- D553,447 S * 10/2007 Ploog et al. D7/625
- D562,071 S * 2/2008 Yang D7/571

* cited by examiner

Primary Examiner—Brian N Vinson

(57) **CLAIM**

The ornamental design for a dish holder, as shown and described.

DESCRIPTION

FIG. 1 is a front view of the dish holder;

FIG. 2 is a rear view of the dish holder;

FIG. 3 is a left side view of the dish holder;


FIG. 4 is a right side view of the dish holder;

FIG. 5 is a top view of the dish holder; and,

FIG. 6 is a bottom view of the dish holder.

The broken-line disclosure in the views is for illustrative purposes only and forms no part of the claimed design.

1 Claim, 3 Drawing Sheets






FIG. 1




FIG. 2




FIG. 3




FIG. 4

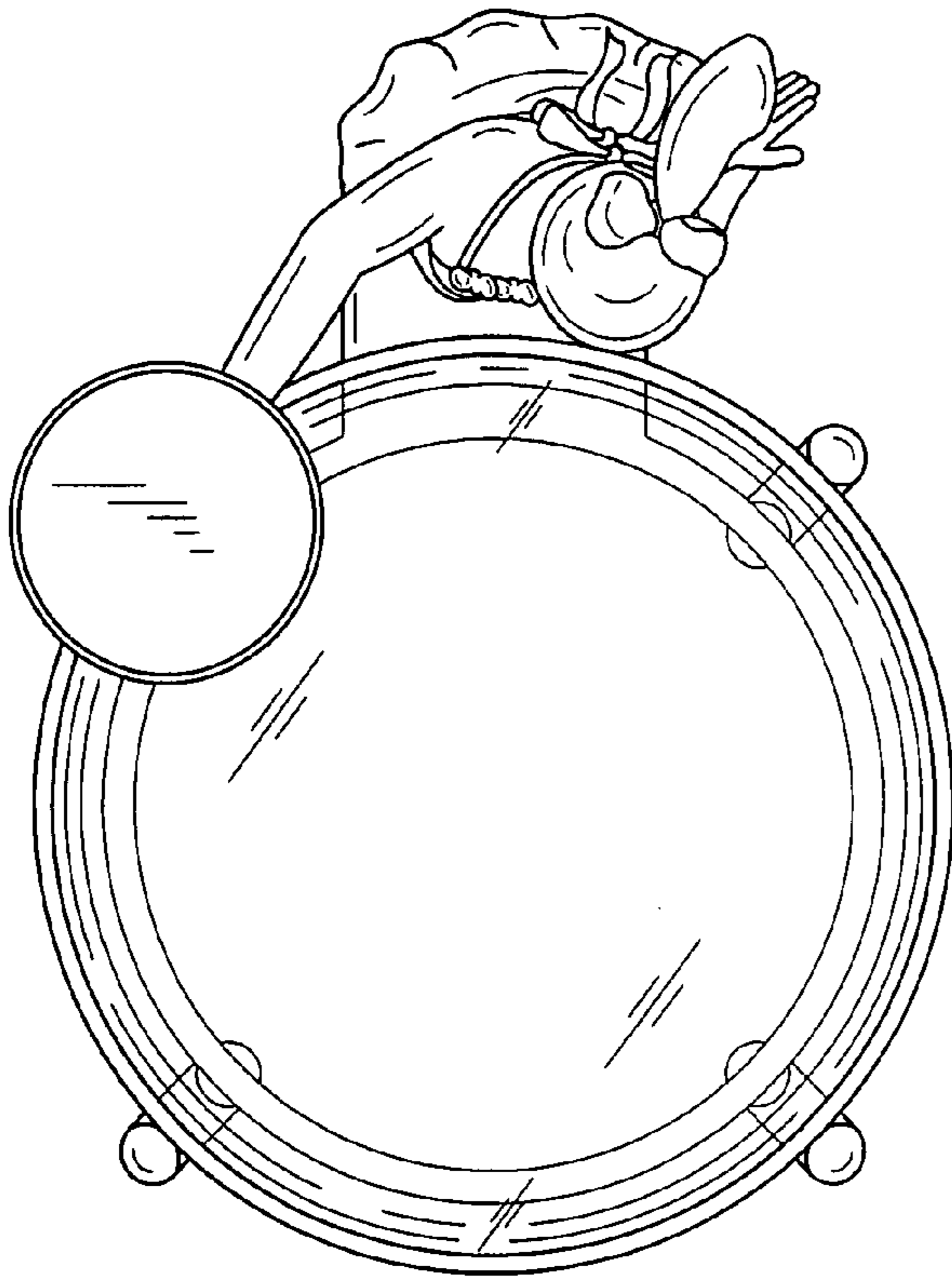


FIG. 5

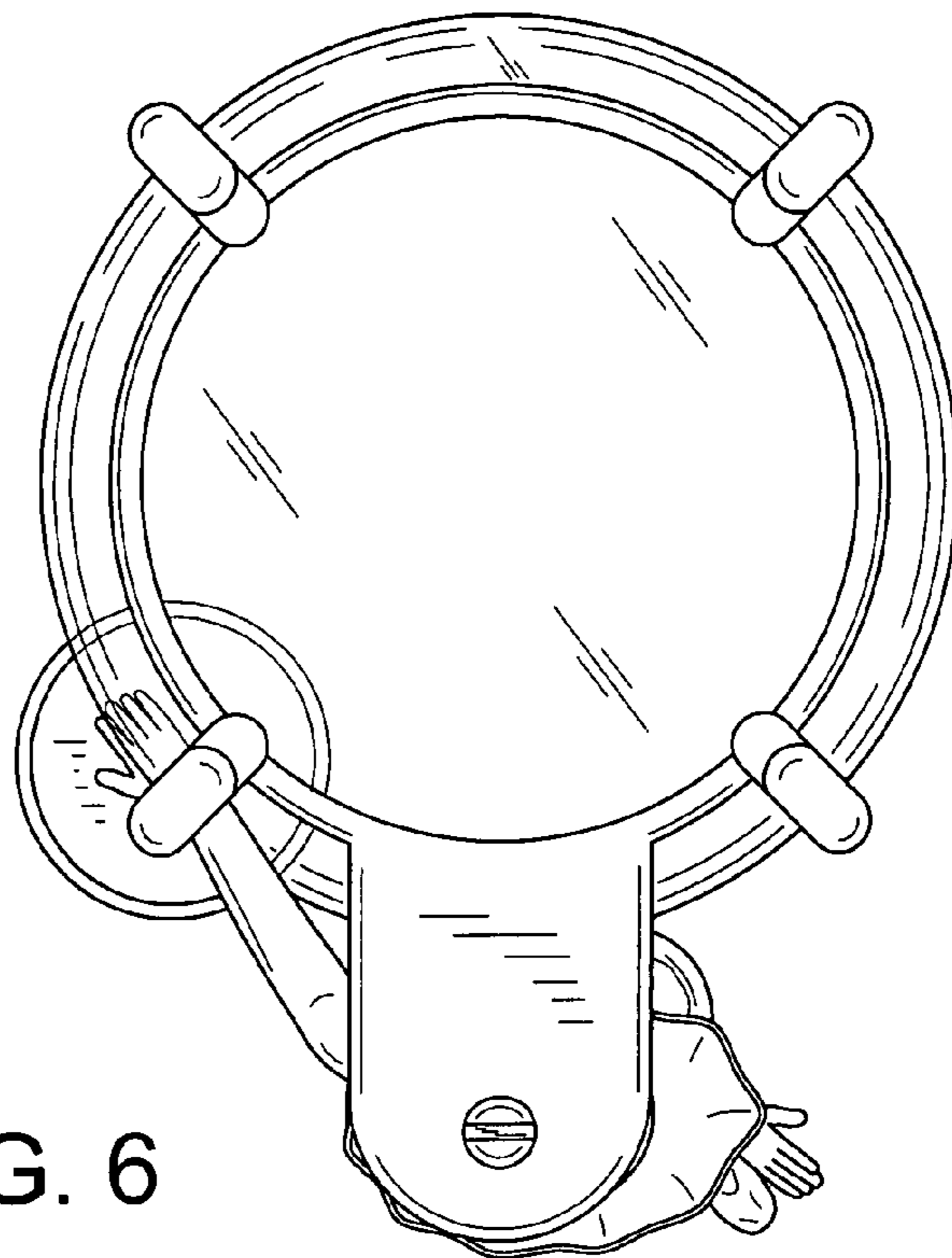


FIG. 6