



US00D582723S

(12) **United States Design Patent**  
**Renz et al.**

(10) **Patent No.:** **US D582,723 S**

(45) **Date of Patent:** **\*\* Dec. 16, 2008**

(54) **CUP**

(75) Inventors: **Charles J. Renz**, Briarcliff, NY (US);  
**Joshua Lieberman**, Pompton Lakes, NJ  
(US); **Stuart Naft**, Fairfield, CT (US)

(73) Assignee: **Playtex Products, Inc.**, Westport, CT  
(US)

(\*\*) Term: **14 Years**

(21) Appl. No.: **29/226,211**

(22) Filed: **Mar. 25, 2005**

(51) **LOC (8) Cl.** ..... **07-01**

(52) **U.S. Cl.** ..... **D7/523; D7/509**

(58) **Field of Classification Search** ..... D7/514,  
D7/515, 507, 536, 533, 523, 510, 511, 900,  
D7/901, 532, 509; 220/705, 729, 23.83,  
220/592.15, 713, 571, 703, 254.8; 215/387;  
D24/197, 199

See application file for complete search history.

(56) **References Cited**

**U.S. PATENT DOCUMENTS**

D104,342 S *	5/1937	Duncan, 3rd et al.	.....	D7/529
D286,725 S *	11/1986	Zieff	.....	D7/531
D346,308 S *	4/1994	Cautereels et al.	.....	D7/509
D346,932 S *	5/1994	Cautereels et al.	.....	D7/507
D354,416 S *	1/1995	Cautereels et al.	.....	D7/507
D356,160 S *	3/1995	Cautereels	.....	D24/197
D387,171 S	12/1997	Johnson		
D408,221 S *	4/1999	Asberg	.....	D7/511
D425,758 S *	5/2000	Freed	.....	D7/533
D436,296 S *	1/2001	Freed	.....	D7/523
D440,318 S *	4/2001	Meyers et al.	.....	D24/197
D442,030 S *	5/2001	Freed	.....	D7/523
D457,395 S *	5/2002	Gluck	.....	D7/510
D460,825 S	7/2002	Renz		
D476,847 S *	7/2003	Kingsley et al.	.....	D7/388
D476,849 S	7/2003	Randolph		

D476,850 S *	7/2003	Featherston et al.	.....	D7/510
D478,669 S *	8/2003	Wear	.....	D24/197
D479,437 S *	9/2003	Gluck	.....	D7/523
D486,996 S *	2/2004	Karp	.....	D7/510
D497,512 S *	10/2004	Randolph	.....	D7/392.1
D500,226 S	12/2004	Randolph et al.		
D502,844 S *	3/2005	Rohe	.....	D7/510
D507,933 S *	8/2005	Carmichael	.....	D7/505
D507,934 S *	8/2005	Featherston et al.	.....	D7/510
D515,867 S	2/2006	Randolph et al.		
D519,784 S *	5/2006	Karp	.....	D7/523
D520,809 S *	5/2006	Randolph et al.	.....	D7/392.1
D528,365 S *	9/2006	Hsu	.....	D7/529
D528,861 S *	9/2006	Herrera	.....	D7/510
D530,153 S *	10/2006	Karp	.....	D7/510

\* cited by examiner

*Primary Examiner*—Marianne Pandozzi

(74) *Attorney, Agent, or Firm*—Ohlandt, Greeley, Ruggiero  
& Perle, L.L.P

(57) **CLAIM**

The ornamental design for a cup, as shown and described.

**DESCRIPTION**

FIG. 1 is a front perspective view of a cup showing our new design;

FIG. 2 is a back perspective view of the cup of FIG. 1;

FIG. 3 is a front view of the cup of FIG. 1;

FIG. 4 is a rear view of the cup of FIG. 1;

FIG. 5 is a side view of the cup of FIG. 1;


FIG. 6 is side view of the cup of FIG. 1, opposite the side view of FIG. 5;

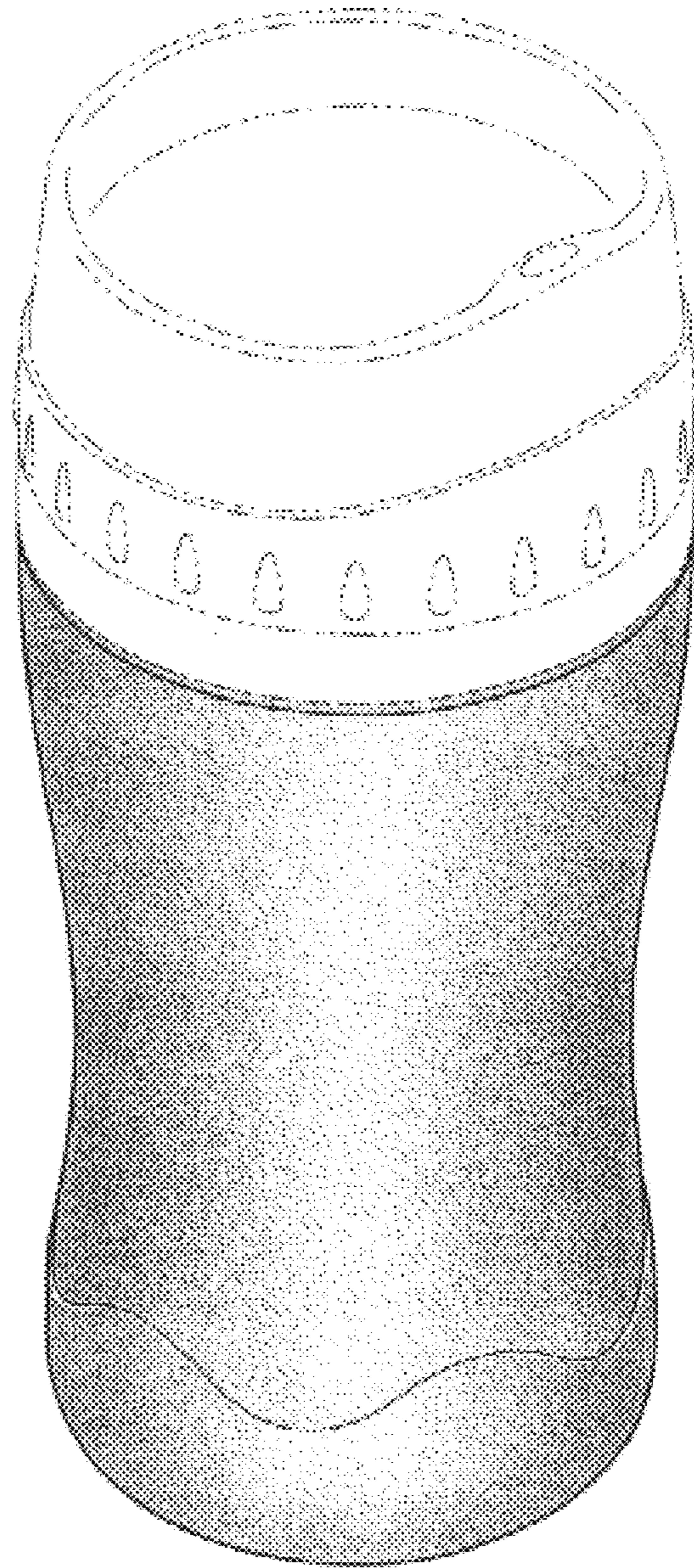
FIG. 7 is a top view of the cup of FIG. 1; and,

FIG. 8 is a bottom view of the cup of FIG. 1.

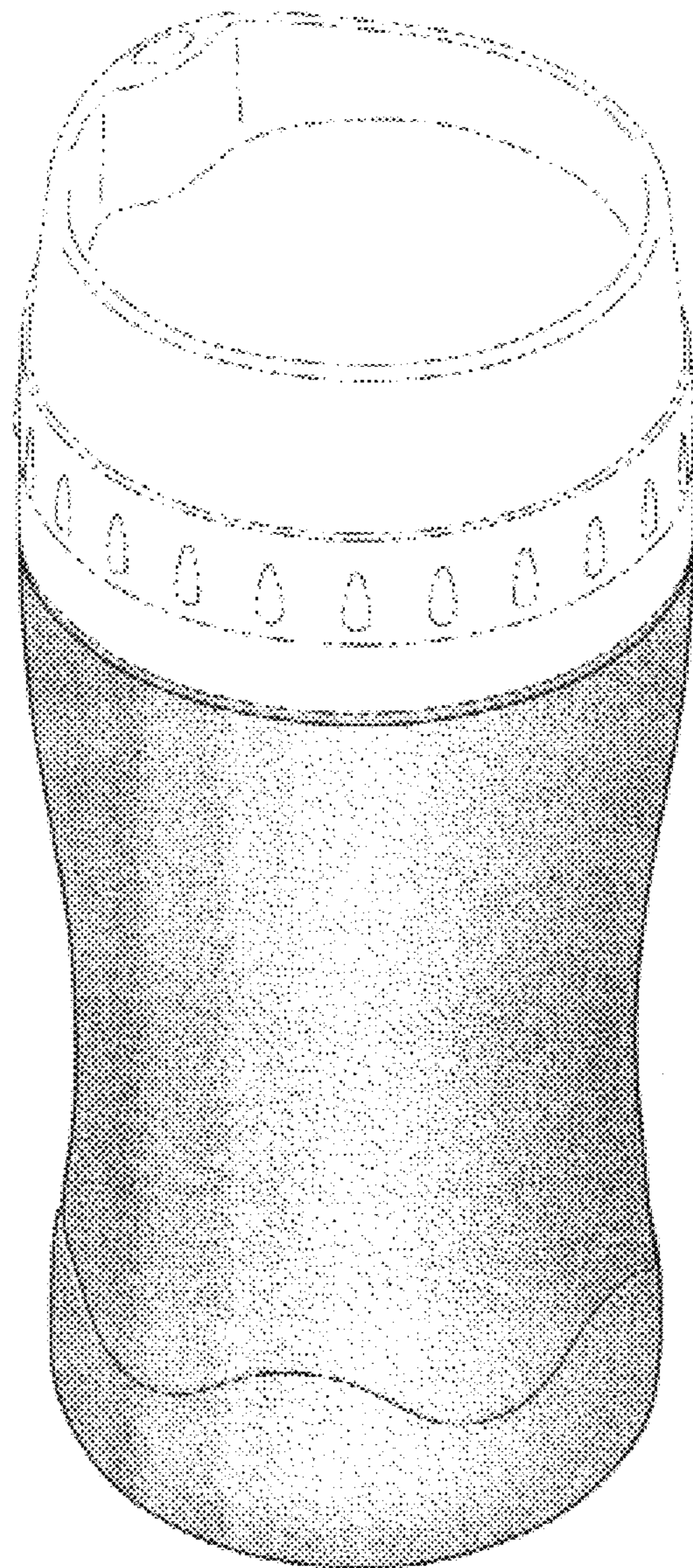
The broken line showing in FIGS. 1 through 7 is for illustrative purposes only and forms no part of the claimed design.

**1 Claim, 5 Drawing Sheets**







**FIG. 1**




**FIG. 2**




**FIG. 3**



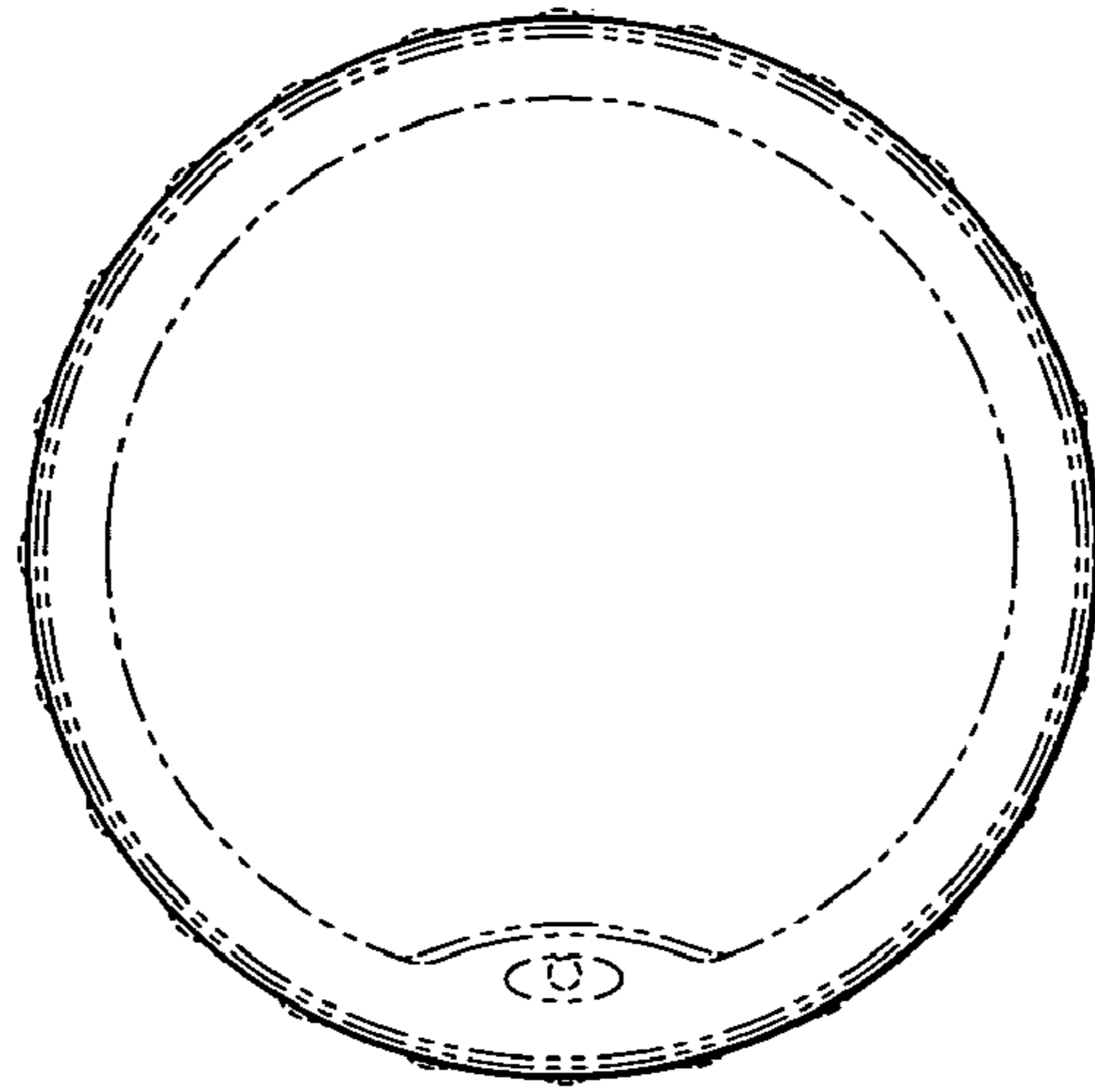
**FIG. 4**



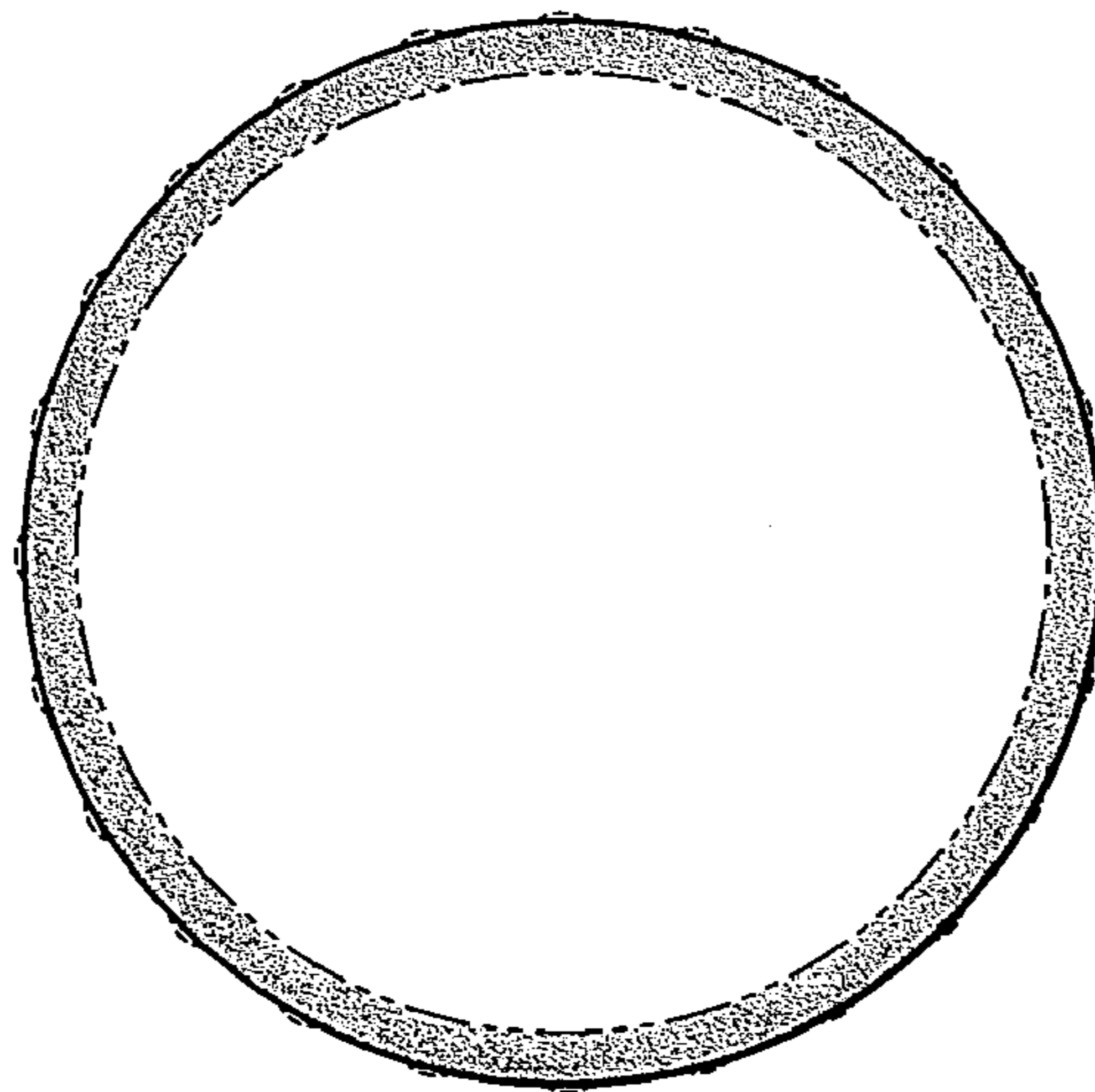
**FIG. 5**



**FIG. 6**



**FIG. 7**



**FIG. 8**