



US00D582717S

(12) **United States Design Patent**  
**Chandler**

(10) **Patent No.:** **US D582,717 S**  
(45) **Date of Patent:** **\*\* Dec. 16, 2008**

(54) **GINGERBREAD HOUSE MOLD**  
(75) Inventor: **Christine Chandler**, Frenchs Forest (AU)  
(73) Assignee: **The Chefs Toolbox Pty Ltd.**, Alexandria, NSW (AU)  
(\*\*) Term: **14 Years**

D258,369 S \* 2/1981 Bornfelt ..... D21/511  
4,431,395 A \* 2/1984 Babos ..... 425/298  
4,941,859 A \* 7/1990 Zaruba ..... 446/476  
D350,461 S \* 9/1994 Christopher et al. .... D7/675  
D381,705 S \* 7/1997 Panthofer ..... D21/506  
D401,814 S \* 12/1998 Ernest ..... D7/675  
D426,589 S \* 6/2000 Law et al. .... D21/511  
7,210,920 B2 \* 5/2007 Kolz ..... 425/298  
2008/0064291 A1 \* 3/2008 Barnes ..... 446/122

(21) Appl. No.: **29/317,490**  
(22) Filed: **Apr. 30, 2008**

FOREIGN PATENT DOCUMENTS

DE 3334231 A1 \* 4/1985

\* cited by examiner

(30) **Foreign Application Priority Data**  
Nov. 1, 2007 (AU) ..... 10768/2008

*Primary Examiner*—Caron Veynar  
*Assistant Examiner*—Ricky Pham  
(74) *Attorney, Agent, or Firm*—Gardere Wynne Sewell, LLP

(51) **LOC (8) Cl.** ..... **07-02**  
(52) **U.S. Cl.** ..... **D7/359**  
(58) **Field of Classification Search** ..... D7/323,  
D7/354–361, 392.1, 393, 396.1, 407, 412,  
D7/417, 505, 513, 540–545, 550.1, 551.1,  
D7/552.1, 553.1, 553.4–553.8, 554.3, 555,  
D7/584, 602, 672, 675, 698; D9/414, 424,  
D9/456; D21/511; 99/324, 339, 422, 426,  
99/446, 448; 220/4.21, 376, 573.1–573.4,  
220/574, 669, 672–675, 912; 249/66.1, 117,  
249/119, 122–124, 127, 155–156, 160, DIG. 1;  
425/298–299; 426/104; 428/7; 446/122,  
446/476

(57) **CLAIM**

The ornamental design for a gingerbread house mold, as shown and described.

See application file for complete search history.

**DESCRIPTION**

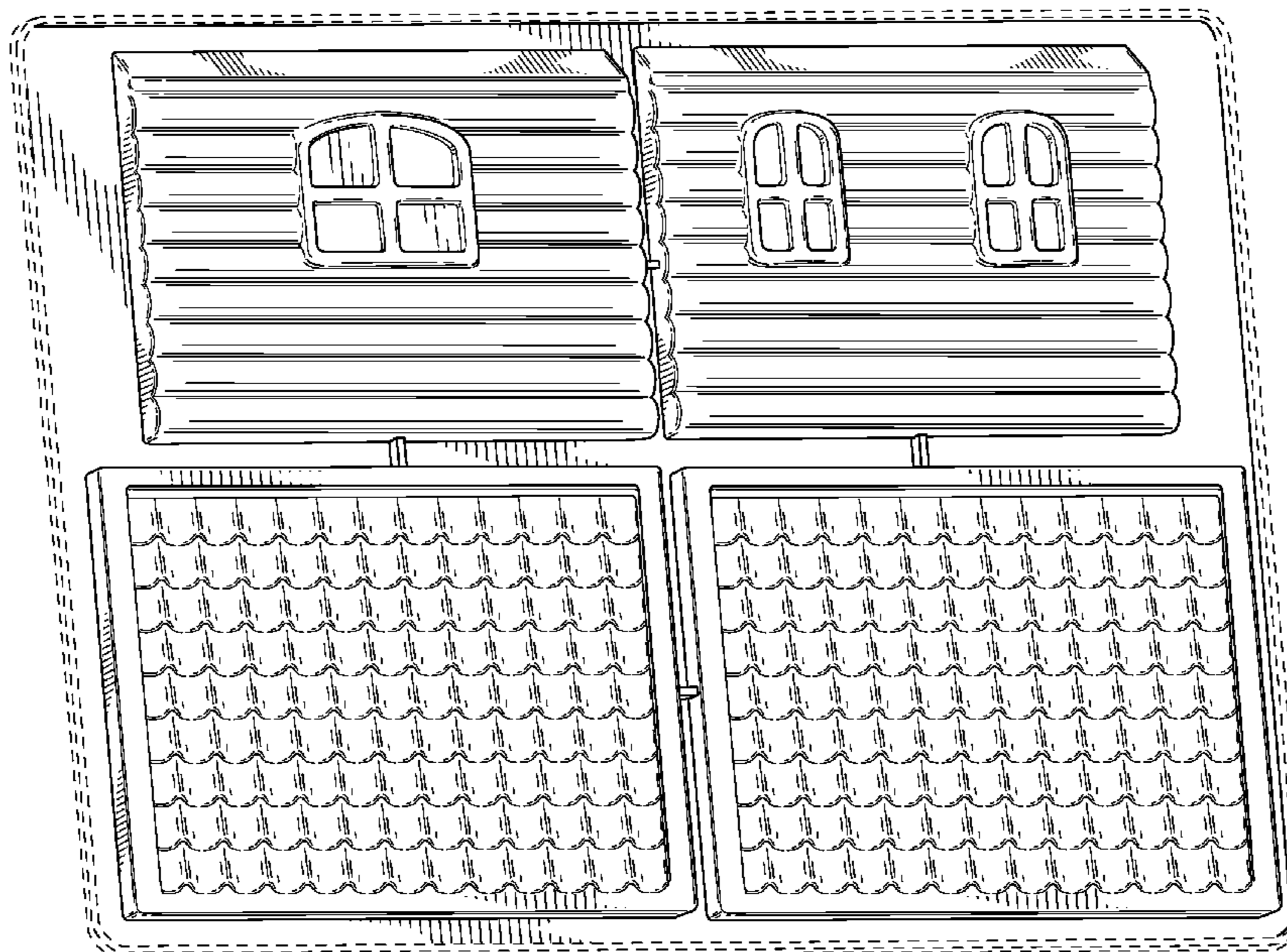
FIG. 1 is a perspective view of a gingerbread house mold, showing my new design;  
FIG. 2 is a front view thereof;  
FIG. 3 is a rear view thereof;  
FIG. 4 is a top plan view thereof;  
FIG. 5 is a bottom plan view thereof;  
FIG. 6 is a left side elevation view thereof; and,  
FIG. 7 is a right side elevation view thereof.

(56) **References Cited**  
U.S. PATENT DOCUMENTS

The broken lines are for illustrative purposes only and form no part of the claimed design.

2,775,523 A \* 12/1956 Green ..... 426/104  
D246,393 S \* 11/1977 Satten ..... D21/511  
D250,057 S \* 10/1978 Morrison et al. .... D21/511

**1 Claim, 5 Drawing Sheets**



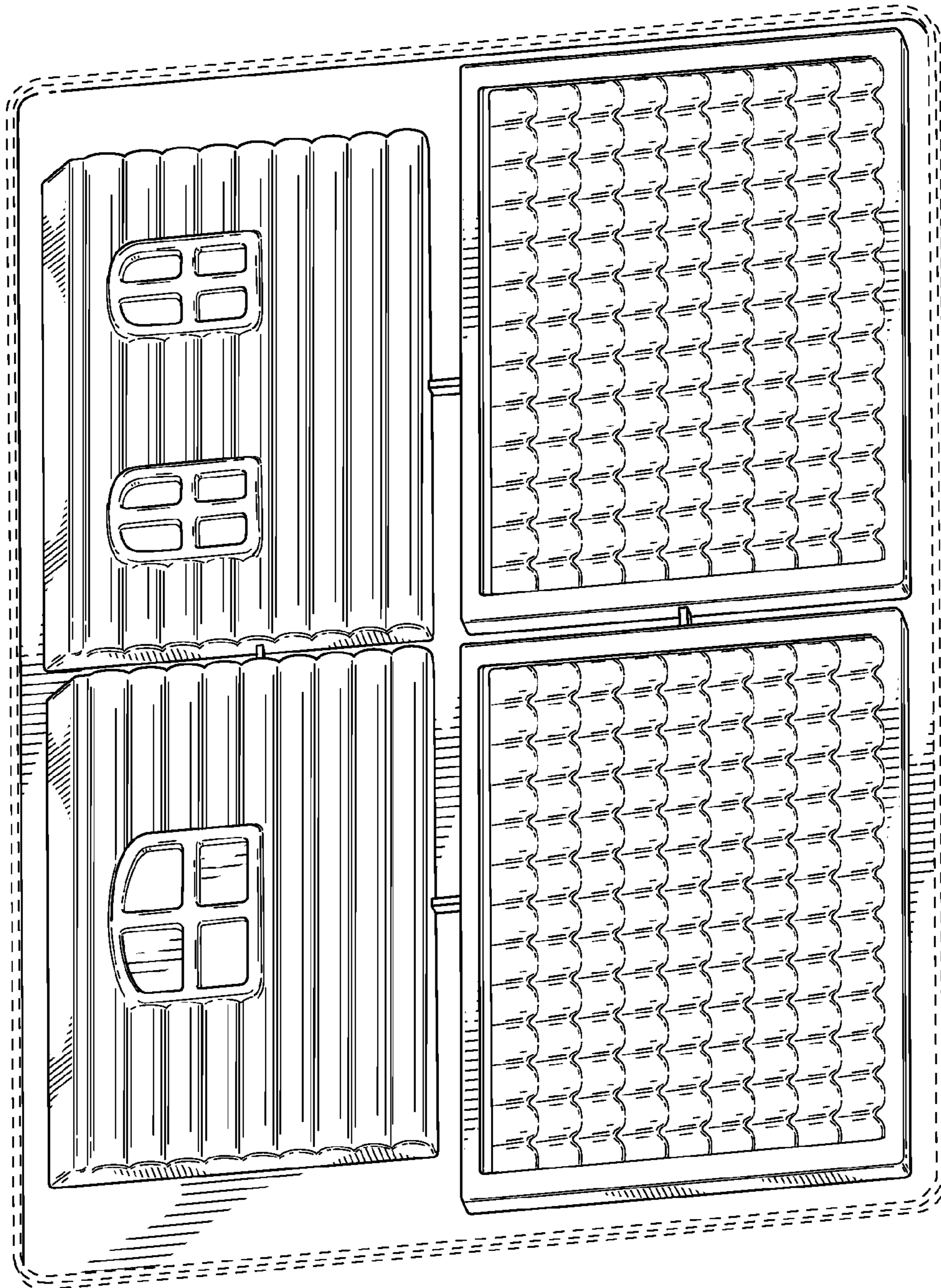


FIG. 1

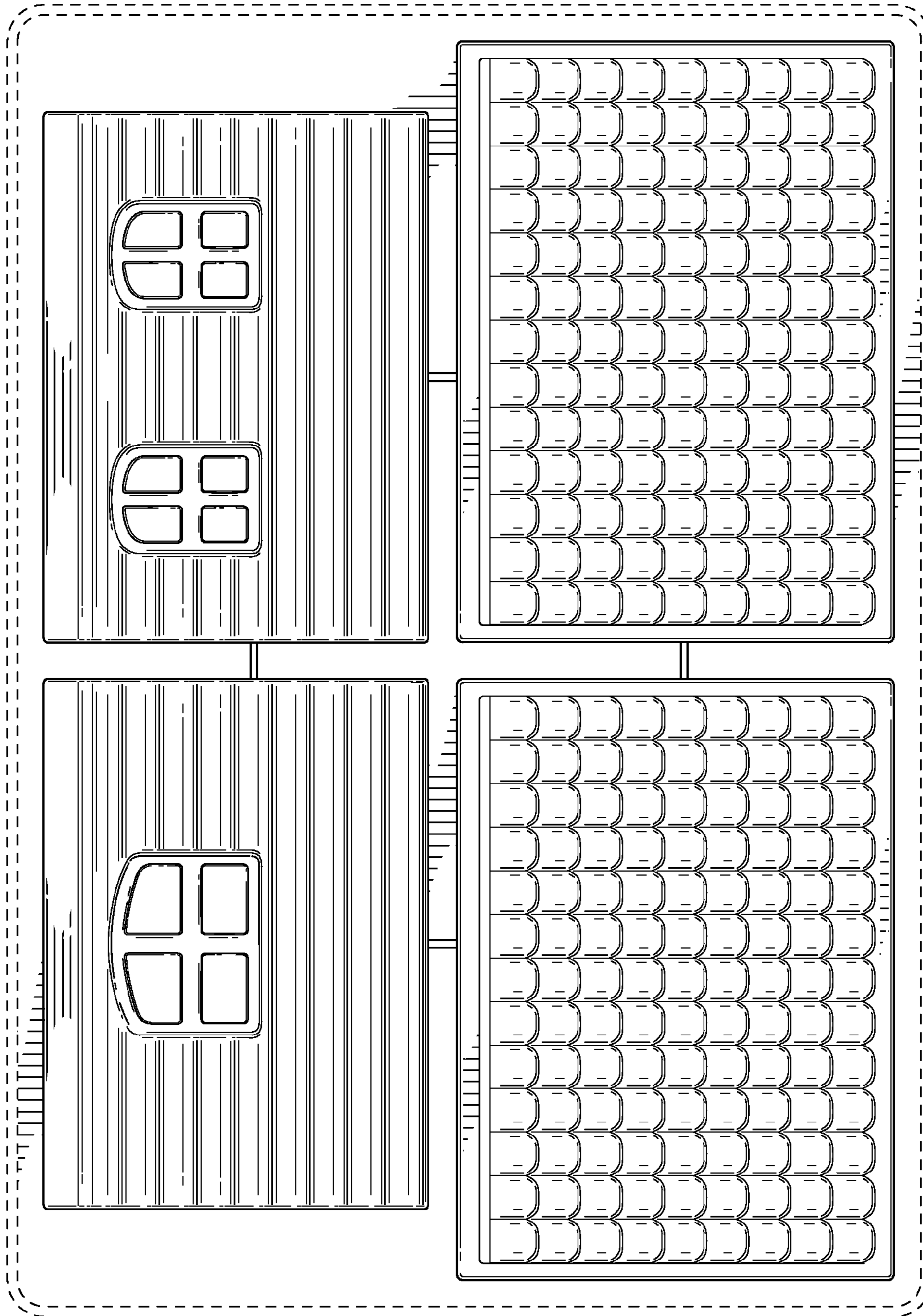


FIG. 2

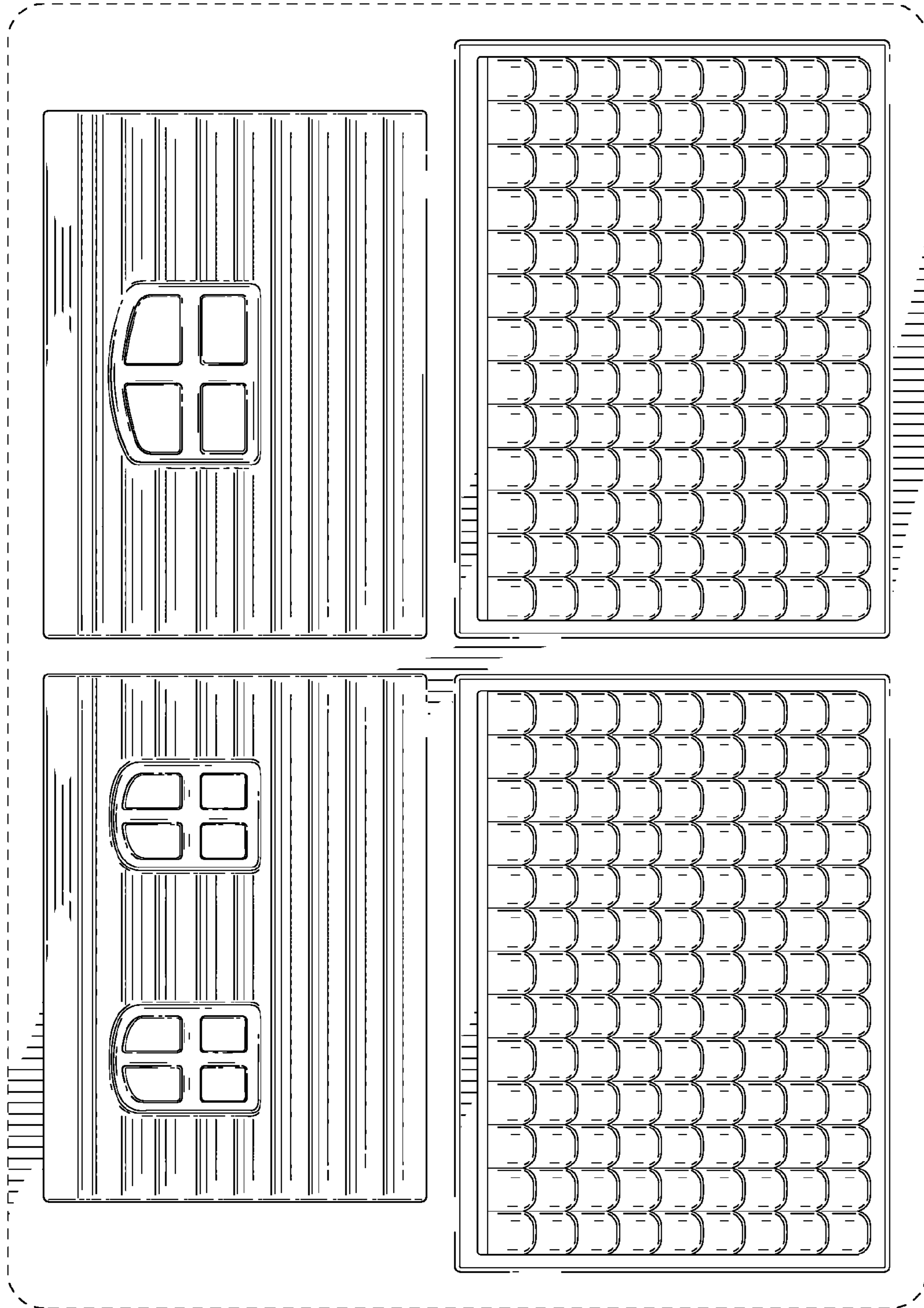
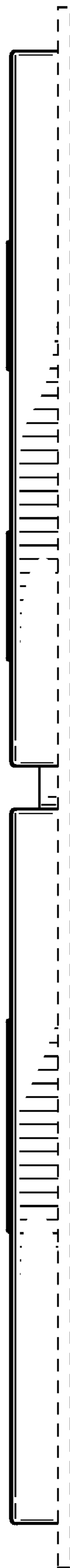


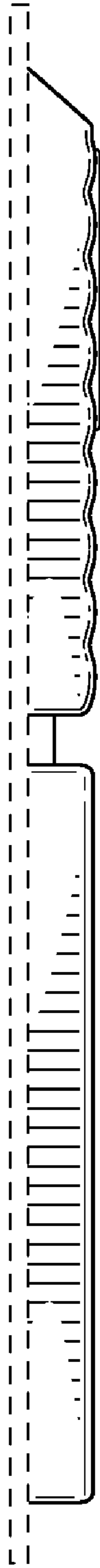
FIG. 3



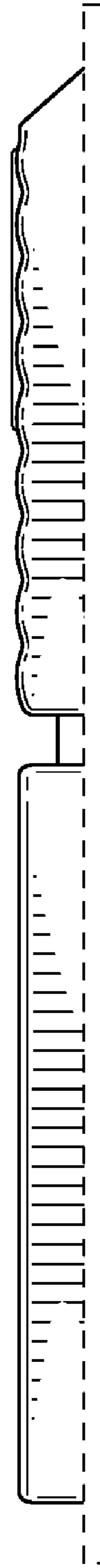
**FIG. 4**



**FIG. 5**



**FIG. 6**



**FIG. 7**