



US00D582711S

(12) **United States Design Patent**
Quisenberry

(10) **Patent No.:** **US D582,711 S**

(45) **Date of Patent:** **** Dec. 16, 2008**

(54) **FLAG DISPLAY AND STORAGE DEVICE**

(76) **Inventor:** **Larry Quisenberry**, 2620 County Road
223, Florence, TX (US) 76527

(**) **Term:** **14 Years**

(21) **Appl. No.:** **29/281,175**

(22) **Filed:** **Jun. 17, 2007**

(51) **LOC (8) Cl.** **06-04**

(52) **U.S. Cl.** **D6/553**

(58) **Field of Classification Search** D6/552,
D6/553, 567, 572, 512; D8/349, 363, 367,
D8/372; 211/13.1, 71.01, 86.01, 87.01, 89.01;
248/200, 201, 205.1, 304, 309.1, 309.2
See application file for complete search history.

(56) **References Cited**

U.S. PATENT DOCUMENTS

| | | | |
|---------------|---------|-----------------|--------------|
| D82,181 S | 9/1930 | Sawfn | |
| 2,535,149 A | 12/1950 | McBride | |
| 2,841,272 A | 7/1958 | Drieir | |
| D198,507 S | 6/1964 | Ehle | |
| D248,507 S | 7/1978 | Pivec | |
| D267,686 S | 1/1983 | Dawson | |
| D297,896 S | 10/1988 | Welborn | |
| 4,879,145 A * | 11/1989 | McLellan et al. | D6/553 |
| D310,454 S | 9/1990 | Beasley | |
| D315,323 S | 3/1991 | Bailey | |
| D318,198 S * | 7/1991 | Francetic | D6/553 |
| 5,056,657 A | 10/1991 | Frye | |

| | | | |
|--------------|--------|------------------|--------------|
| D323,257 S | 1/1992 | Cornwell | |
| D335,784 S * | 5/1993 | Guilfoil, Sr. | D6/553 |
| D337,460 S * | 7/1993 | Tannehill et al. | D6/553 |
| D348,233 S | 6/1994 | Crowley | |
| 5,413,228 A | 5/1995 | Lie Clerc | |
| D380,108 S | 6/1997 | Rodack | |
| 5,716,315 A | 2/1998 | Turner | |
| D543,758 S * | 6/2007 | Olivera | D6/552 |
| D544,252 S * | 6/2007 | Grandstaff | D6/553 |

* cited by examiner

Primary Examiner—Brian N Vinson

(74) *Attorney, Agent, or Firm*—Johnson & Associates

(57) **CLAIM**

The ornamental design for a flag display and storage device, as shown and described.

DESCRIPTION

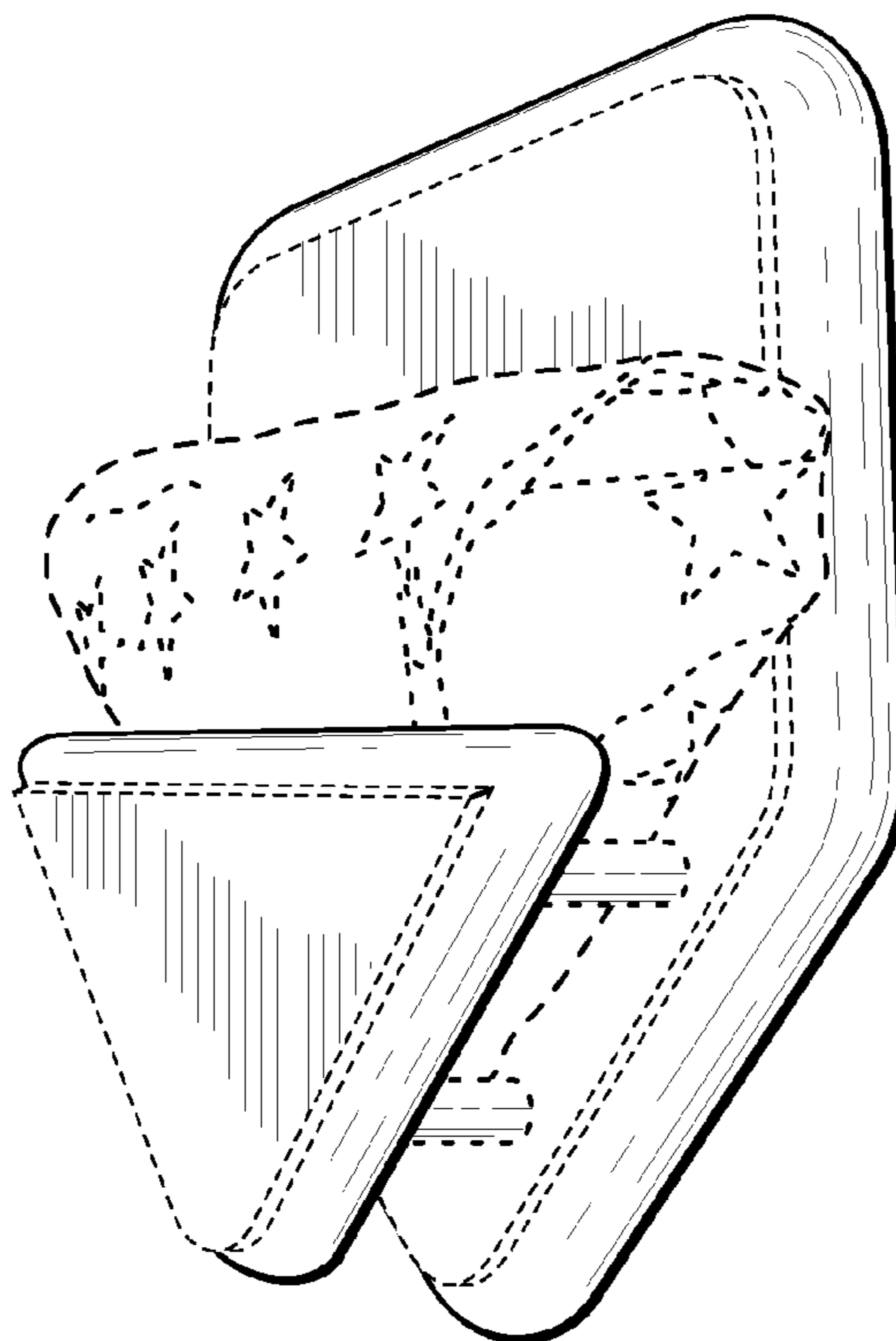
FIG. 1 is a front elevational view of a flag display and storage device showing my new design;

FIG. 2 is an additional front elevational view thereof; and,

FIG. 3 is a bottom and right side isometric view thereof.

The broken line disclosure of the flag in the views is intended to be for illustrative purposes only and forms no part of the claimed design. The broken line disclosure of structure is understood to represent an unclaimed boundary of elements of the article in which the design is embodied, but which form no part of the claimed design.

1 Claim, 2 Drawing Sheets



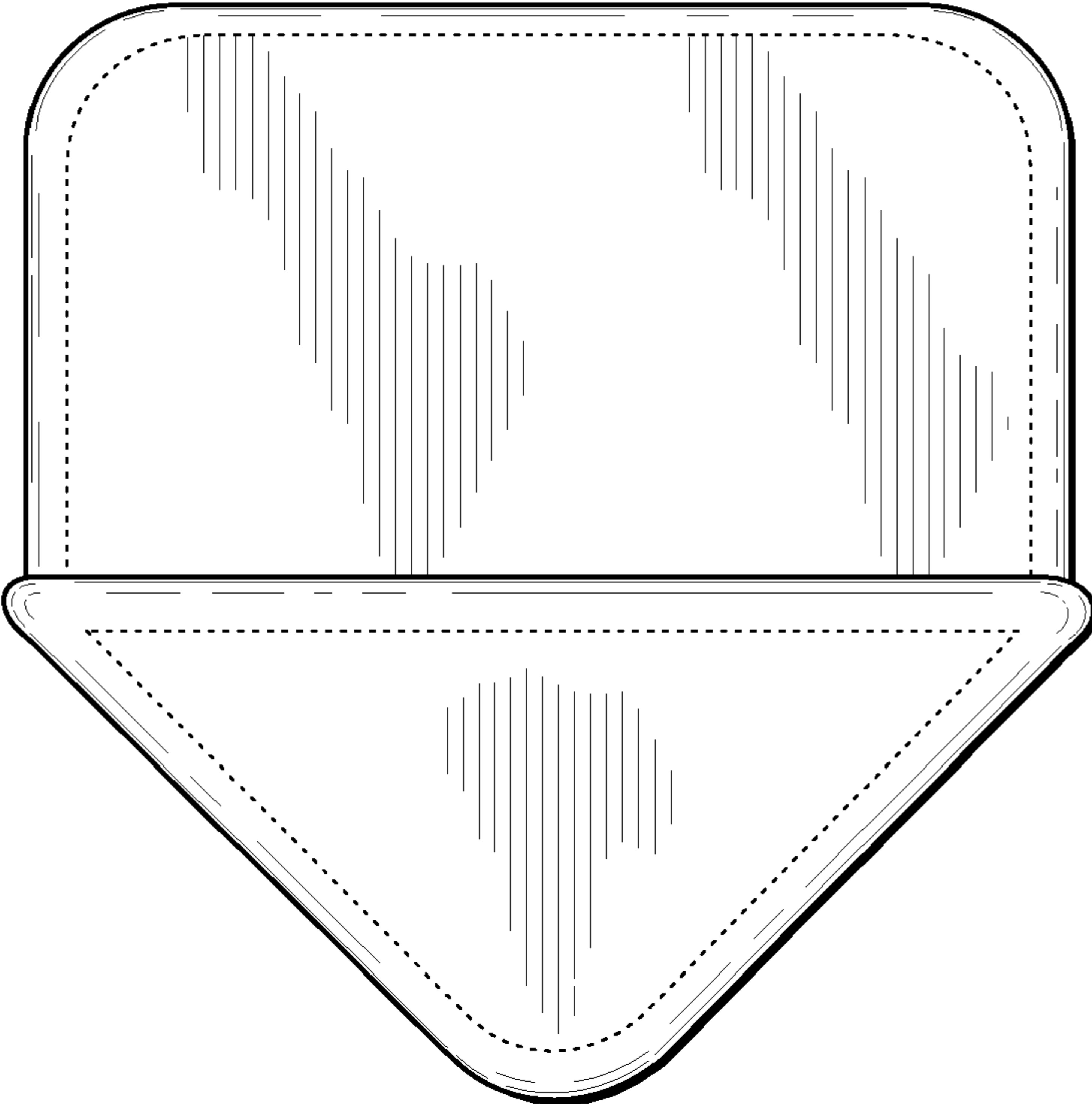


FIG. 1

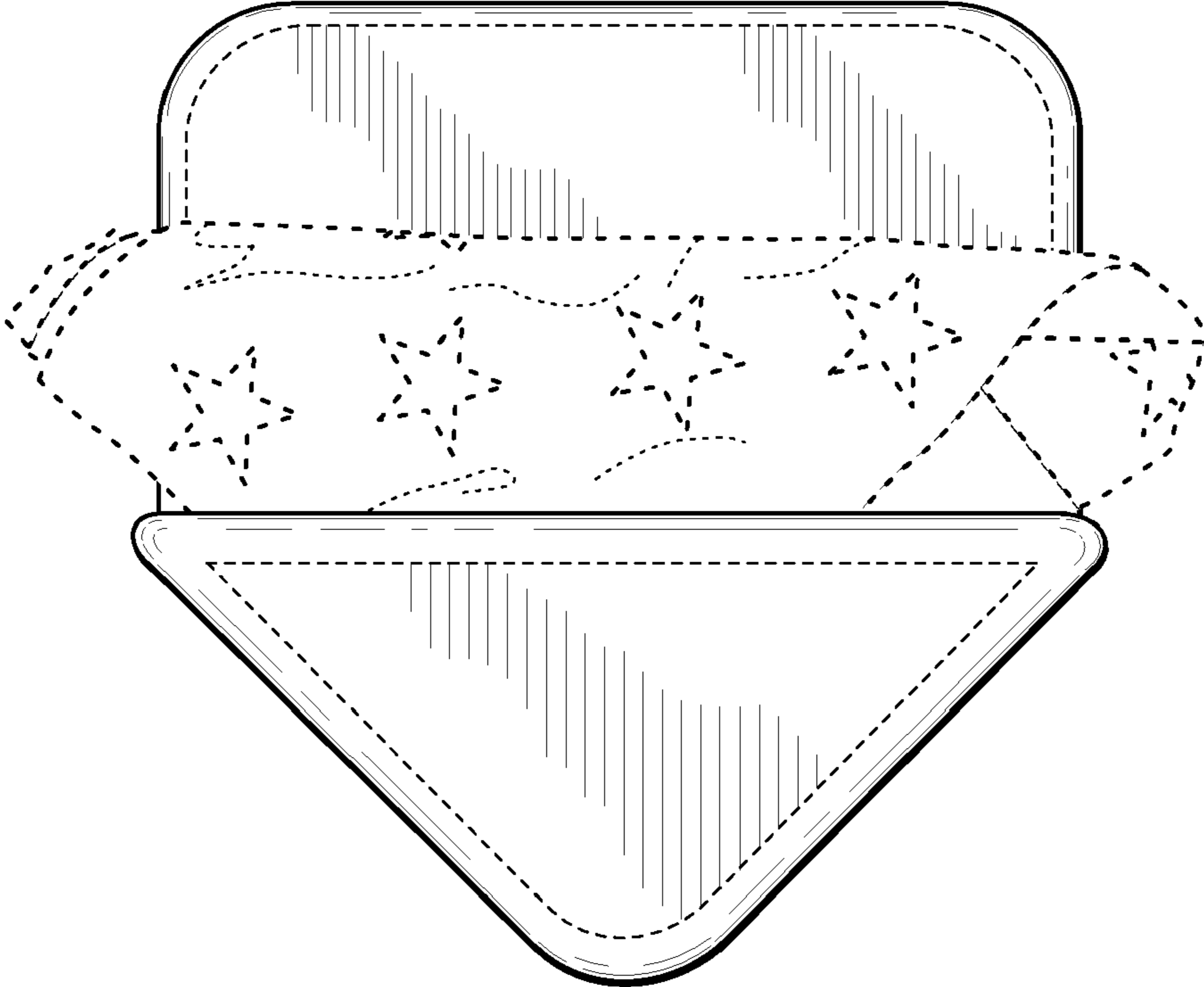


FIG. 2

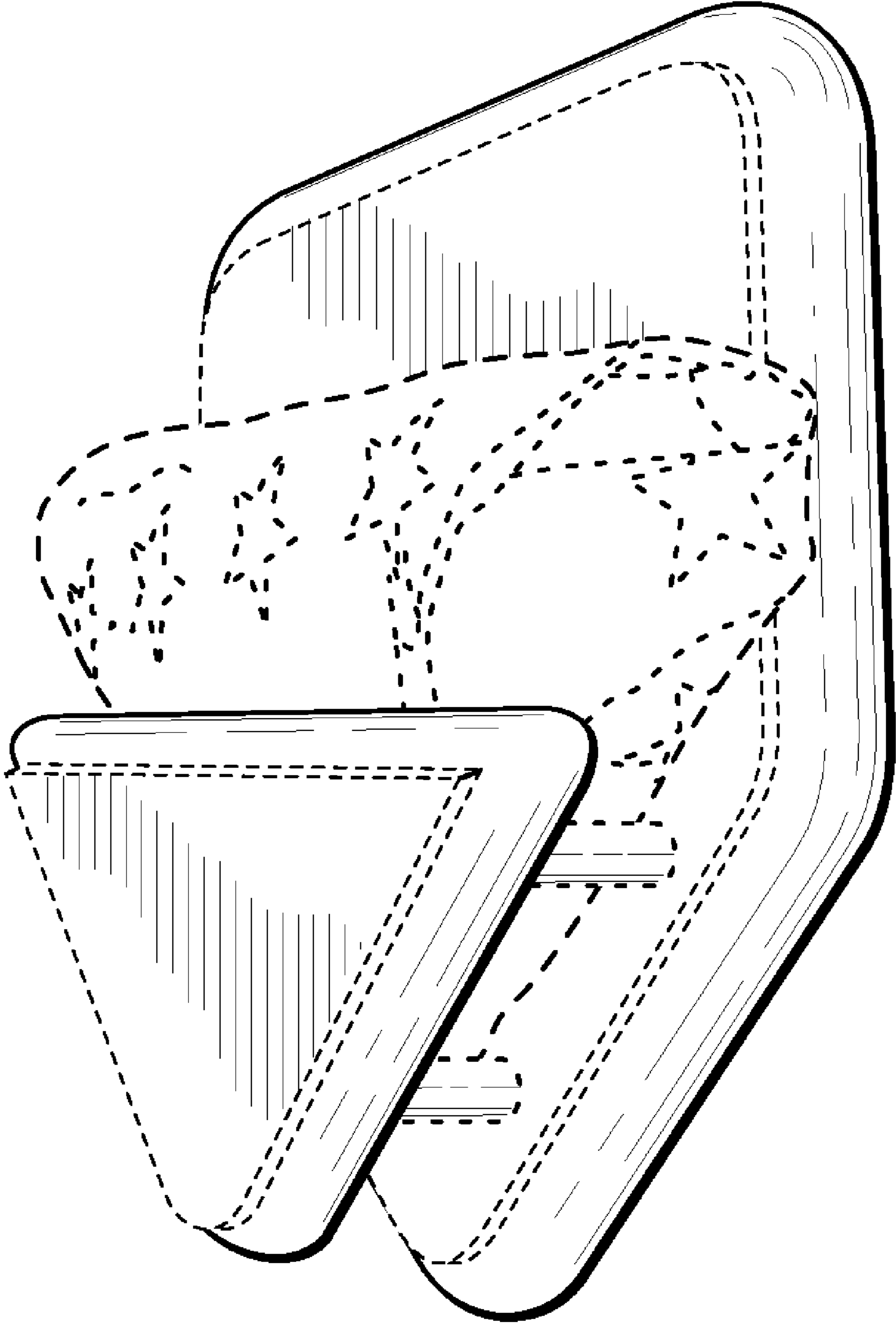


FIG. 3