



US00D582693S

(12) **United States Design Patent**
da Costa

(10) **Patent No.:** **US D582,693 S**
(45) **Date of Patent:** **** Dec. 16, 2008**

(54) **CHAIR**

(75) **Inventor:** **Luiz Augusto Indio da Costa**, Rio de Janeiro (BR)

(73) **Assignee:** **Indio da Costa Arquitetura Ltda.**, Rio de Janeiro (BR)

(**) **Term:** **14 Years**

(21) **Appl. No.:** **29/299,624**

(22) **Filed:** **Dec. 31, 2007**

(30) **Foreign Application Priority Data**

Jun. 29, 2007 (BR) 6703404

(51) **LOC (8) Cl.** **06-01**

(52) **U.S. Cl.** **D6/380**

(58) **Field of Classification Search** D6/366,
D6/356, 334-335, 364-367, 374-375, 379-380,
D6/500-502, 369; 297/284.4, 411.36, 452.21,
297/452.29, 452.3

See application file for complete search history.

(56) **References Cited**

U.S. PATENT DOCUMENTS

D333,576 S * 3/1993 Burdick et al. D6/379

D335,041 S * 4/1993 Meijer D6/379
D335,043 S * 4/1993 Makulik D6/379
D422,806 S * 4/2000 Neil D6/375
D464,494 S * 10/2002 Gasca Burges D6/374
D555,928 S * 11/2007 Pensi D6/379
D566,413 S * 4/2008 Huang D6/379

* cited by examiner

Primary Examiner—Elizabeth A. Albert

Assistant Examiner—Kelley A Donnelly

(74) *Attorney, Agent, or Firm*—Banner & Witcoff, Ltd.

(57) **CLAIM**

The ornamental design for a chair, as shown and described.

DESCRIPTION

FIG. 1 is a perspective view of a chair showing my new design;

FIG. 2 is a right side elevational view thereof;

FIG. 3 is a left side elevational view thereof;

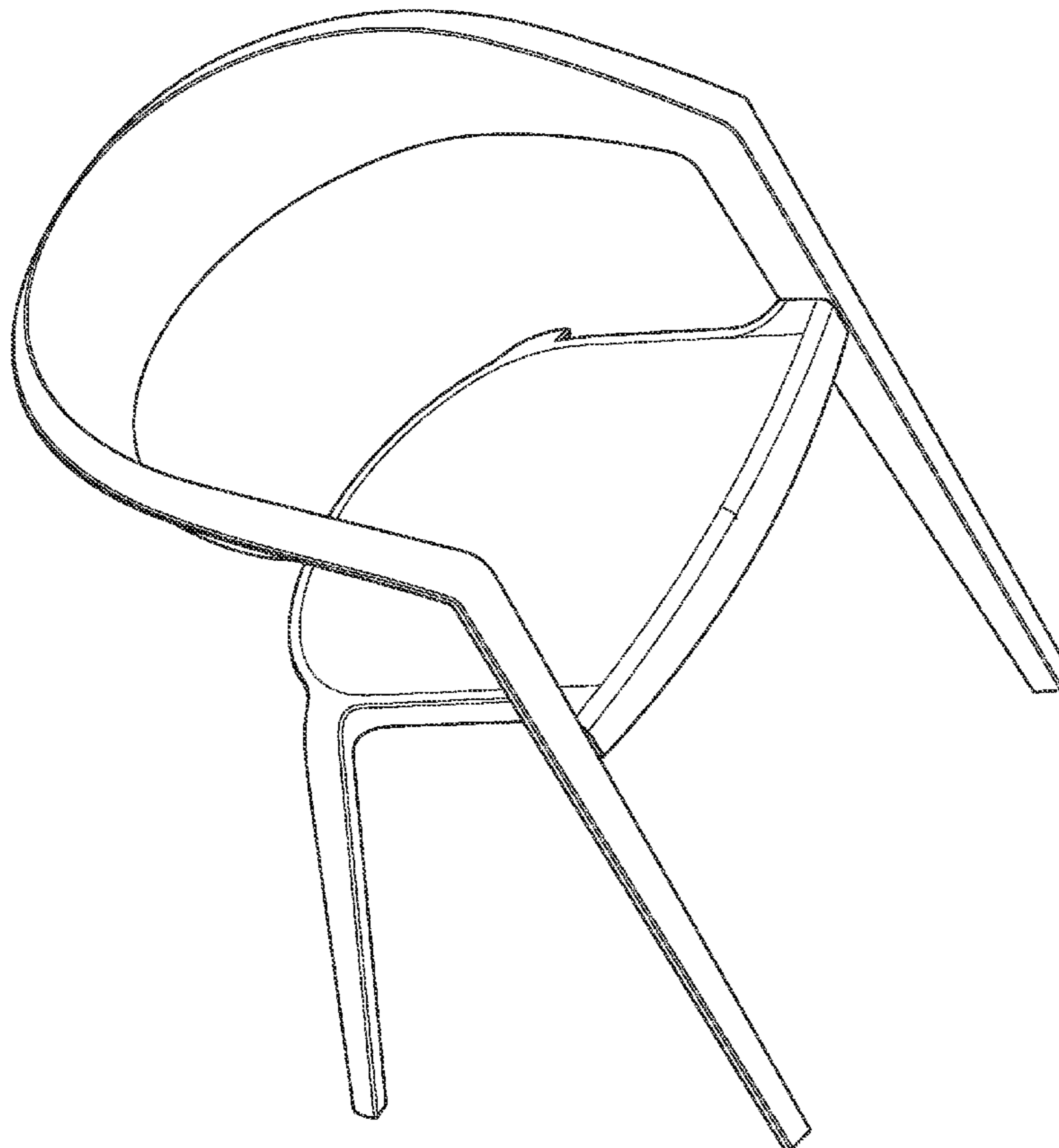
FIG. 4 is a front elevational view thereof;

FIG. 5 is a rear elevational view thereof; and,

FIG. 6 is a top plan view thereof.

The broken lines shown in FIGS. 4 and 5 are for environmental purposes only and form no part of the claimed design.

1 Claim, 6 Drawing Sheets



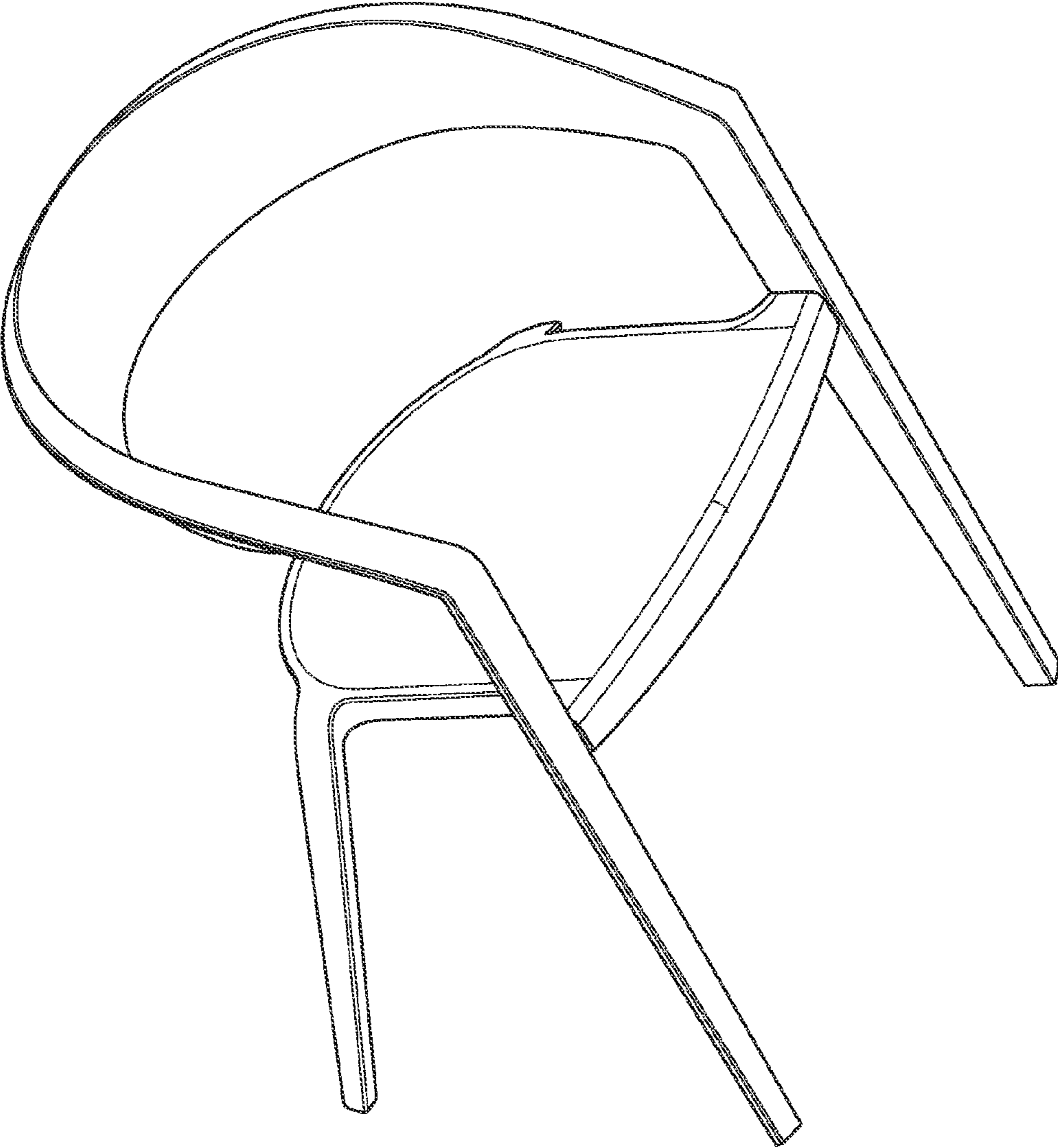


FIGURE 1




FIGURE 2

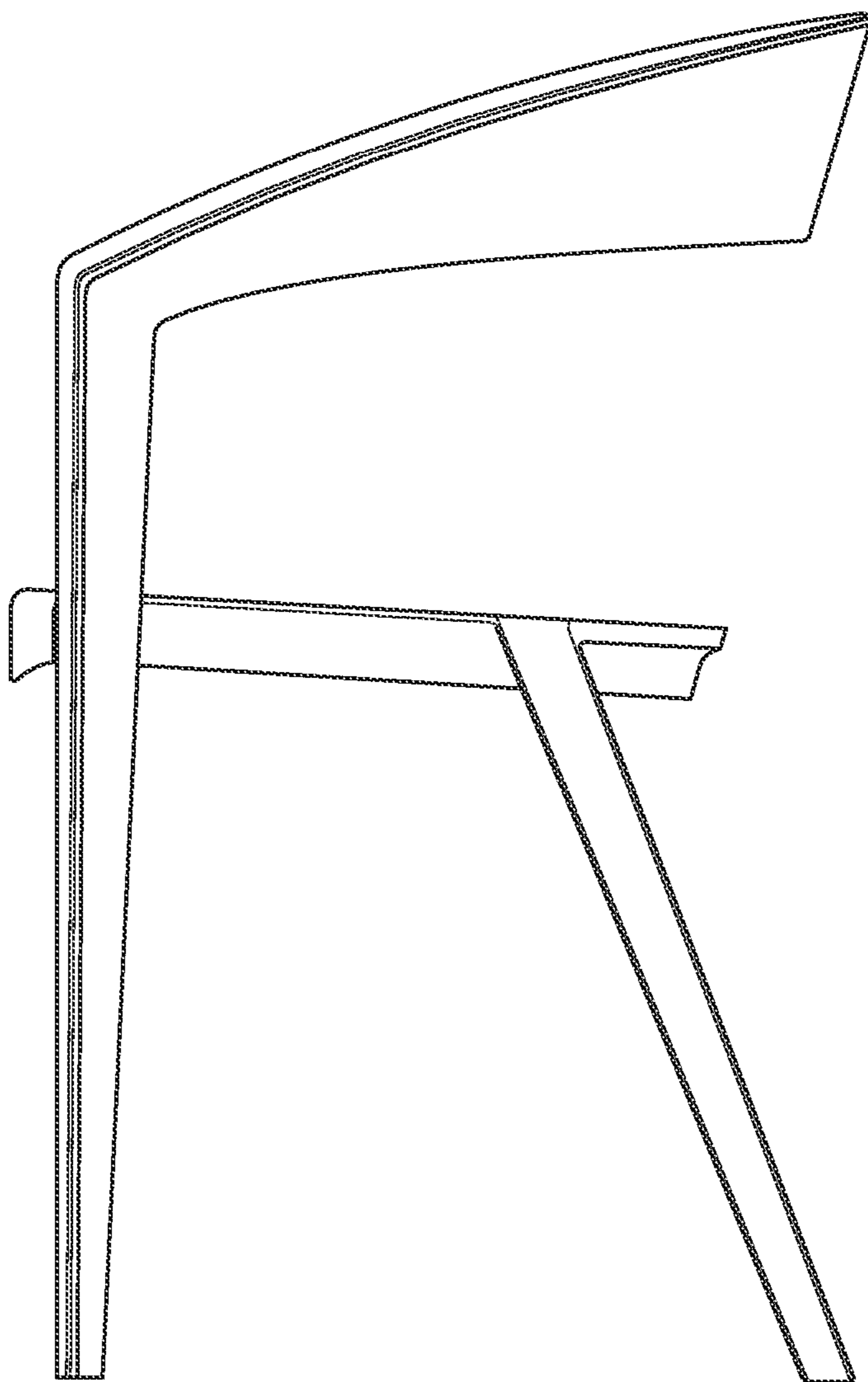


FIGURE 3




FIGURE 4




FIGURE 5

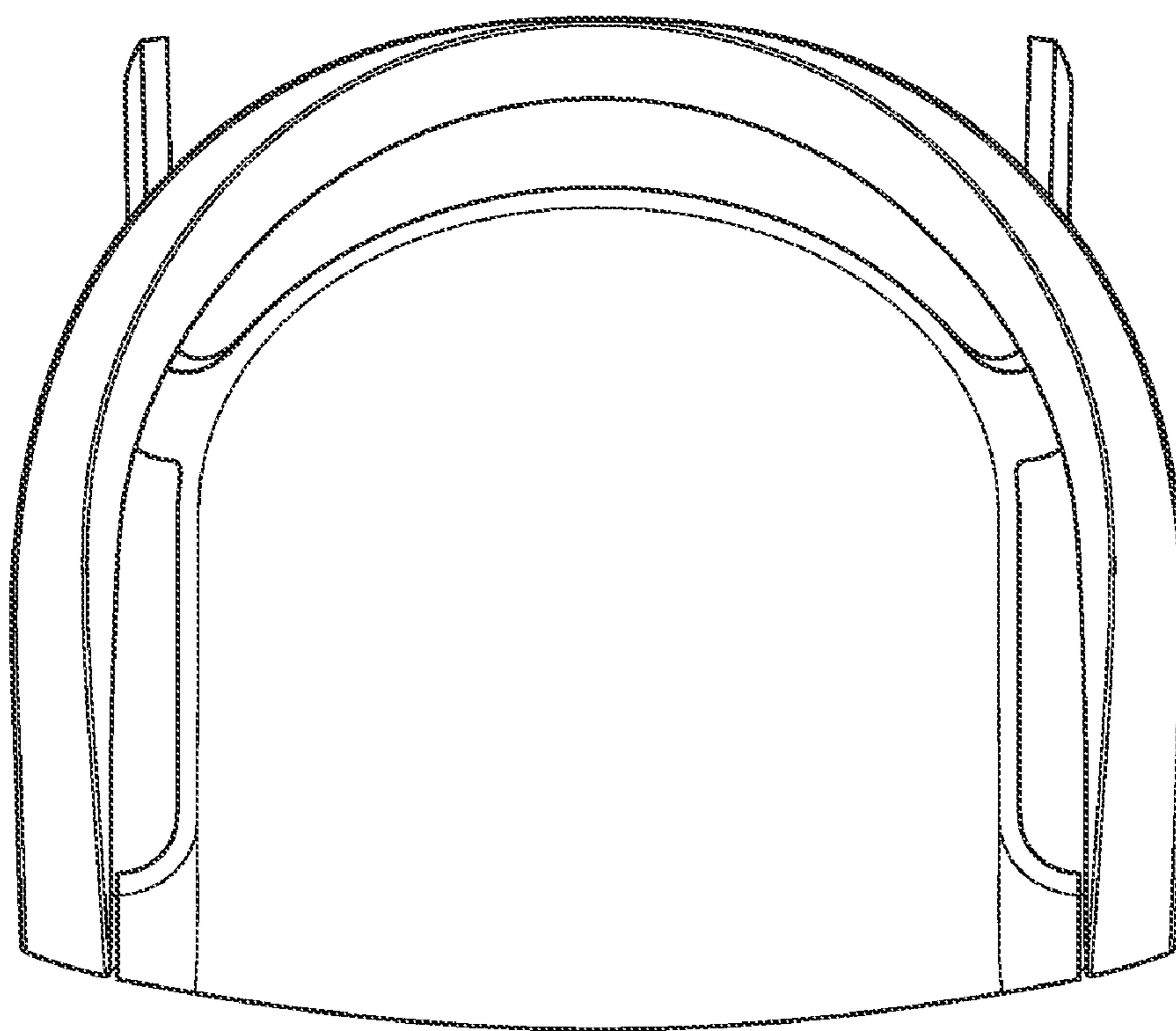


FIGURE 6