



US00D582690S

(12) **United States Design Patent**  
**Pheasant**

(10) **Patent No.:** **US D582,690 S**  
(45) **Date of Patent:** **\*\* Dec. 16, 2008**

- (54) **SEATING**
- (75) Inventor: **Thomas Pheasant**, Washington, DC (US)
- (73) Assignee: **McGuire Furniture Co., Inc.**, San Francisco, CA (US)
- (\*\*) Term: **14 Years**
- (21) Appl. No.: **29/272,230**
- (22) Filed: **Feb. 1, 2007**
- (51) **LOC (8) Cl.** ..... **06-01**
- (52) **U.S. Cl.** ..... **D6/369**
- (58) **Field of Classification Search** ..... D6/379-381, D6/334-336, 360, 368-370, 373-376, 499-500, D6/501-502, 366; 297/452.63, 452.64, 452.46  
See application file for complete search history.

- (56) **References Cited**  
U.S. PATENT DOCUMENTS  
D93,232 S 9/1934 McChesney et al.

(Continued)

*Primary Examiner*—Elizaveth A. Albert  
*Assistant Examiner*—Kelley A Donnelly  
(74) *Attorney, Agent, or Firm*—Merchant & Gould P.C.

(57) **CLAIM**

The ornamental design for seating, as shown and described.

**DESCRIPTION**

FIG. 1 is a front elevational view of a first embodiment of seating according to the principles of the present invention;

FIG. 2 is a rear elevational view of the seating shown in FIG. 1;

FIG. 3 is a top plan view of the seating shown in FIG. 1;

FIG. 4 is a bottom plan view of the seating shown in FIG. 1;

FIG. 5 is a right side elevational view of the seating shown in FIG. 1, a left side elevational view not being shown as it is a mirror image of the right side elevational view;

FIG. 6 is a front elevational view of the seating shown in FIG. 1 with environmental structures shown in broken lines;

FIG. 7 is a top plan view of the seating shown in FIG. 1 with environmental structures shown in broken lines;

FIG. 8 is a right side elevational view of the seating shown in FIG. 1 with environmental structures shown in broken lines;

FIG. 9 is a front elevational view of a second embodiment of seating according to the present invention;

FIG. 10 is rear elevational view thereof;

FIG. 11 is a top plan view thereof;

FIG. 12 is a bottom plan view thereof;

FIG. 13 is a right side elevational view thereof, the left side view being a mirror image;

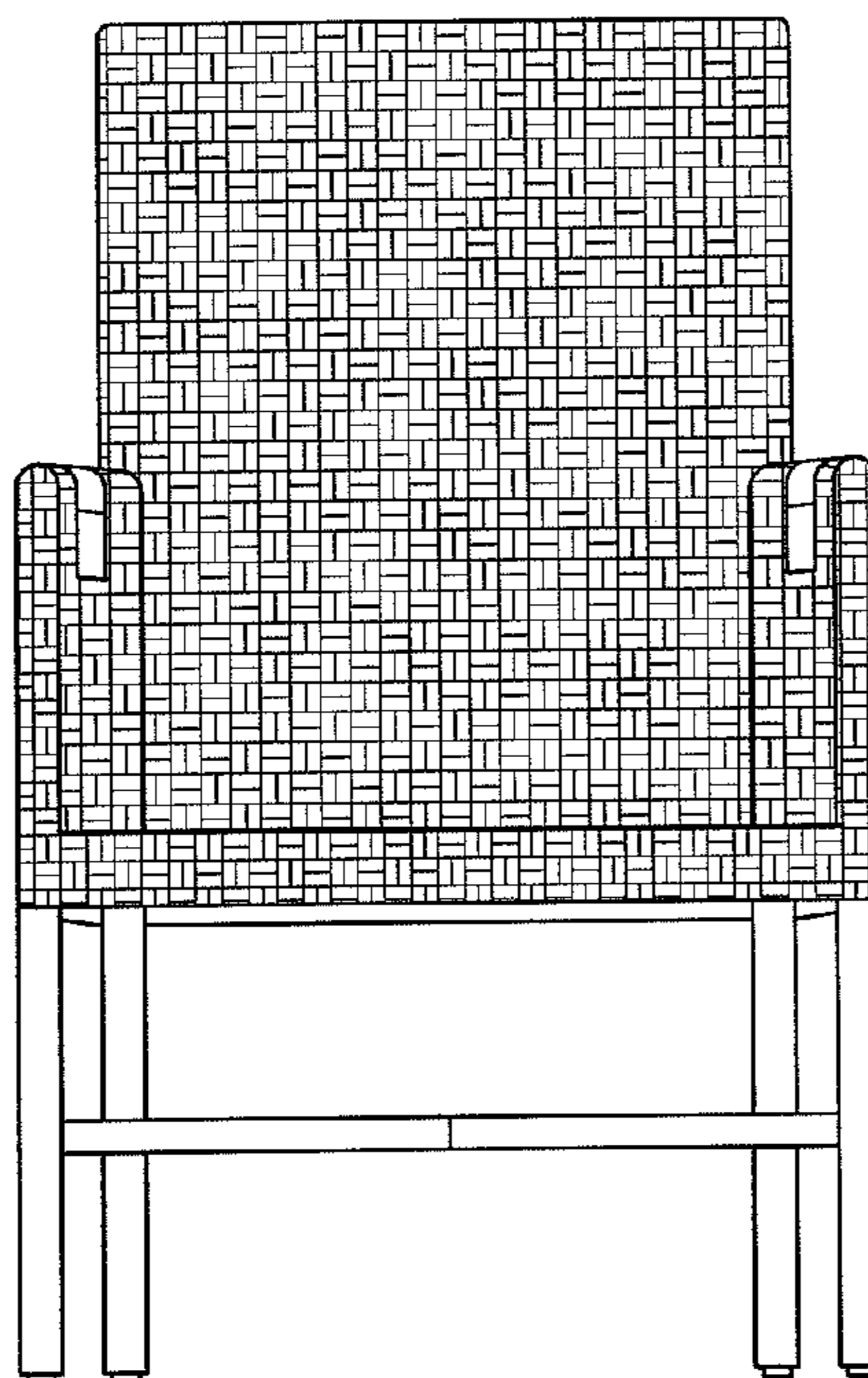
FIG. 14 is a front elevational view thereof with environmental structures shown in broken lines;

FIG. 15 is a top plan view thereof with environmental structures shown in broken lines; and,

FIG. 16 right side elevation view thereof with environmental structures shown in broken lines.

The broken lines are for environmental purposes only and form no part of the claimed design.

**1 Claim, 6 Drawing Sheets**



# US D582,690 S

Page 2

## U.S. PATENT DOCUMENTS

D148,666 S	2/1948	Vincent, Jr.	D380,312 S	7/1997	Diaz-Azcuy	
D150,176 S	7/1948	Vincent, Jr.	D386,912 S	12/1997	Diaz-Azcuy	
D164,563 S	9/1951	Fouts	D390,031 S	2/1998	Diaz-Azcuy	
D181,152 S	10/1957	Jones	D395,174 S	6/1998	Diaz-Azcuy	
D184,369 S	2/1959	Peed	D396,962 S	8/1998	Lewis	
D188,785 S	9/1960	Maurer	D411,693 S	6/1999	Navone	
D193,980 S	11/1962	Ritts	D412,408 S	8/1999	Navone	
D194,461 S	1/1963	Schultz	D413,448 S	9/1999	Navone	
D201,750 S	7/1965	Melchior	D421,853 S	3/2000	Black	
D202,887 S	11/1965	Melchior	D422,156 S	4/2000	Black	
D213,190 S	1/1969	Watari	D422,422 S	4/2000	Black	
D225,147 S	11/1972	Fisher	D431,383 S	* 10/2000	Frinier .....	D6/369
D225,704 S	1/1973	Geddings	D432,801 S	10/2000	Lowman	
D233,090 S	10/1974	Laylon	D443,150 S	6/2001	Hutton	
D234,330 S	2/1975	Rocchia	D445,575 S	7/2001	Shepard	
D243,215 S	2/1977	Winrow	D446,956 S	8/2001	Black	
D245,380 S	8/1977	Olko	D450,944 S	11/2001	Shepard et al.	
D245,949 S	10/1977	Amey	D460,873 S	* 7/2002	Frinier .....	D6/369
D249,410 S	9/1978	Dranger et al.	D477,720 S	7/2003	Diaz-Azcuy	
D250,075 S	10/1978	Petersen	D478,222 S	8/2003	Caldwell	
D259,307 S	5/1981	Colby	D478,429 S	* 8/2003	Caldwell .....	D6/369
D267,601 S	1/1983	Hickey	D491,378 S	6/2004	Tyler	
D272,586 S	2/1984	Claman	D495,156 S	* 8/2004	Gower .....	D6/370
D274,965 S	8/1984	Thorpe	D499,896 S	12/2004	Gruber	
D275,343 S	9/1984	Claman	D501,334 S	2/2005	Suzuki et al.	
D276,482 S	11/1984	Kramer et al.	D504,247 S	4/2005	Ricci	
D277,343 S	1/1985	Thorpe	D504,782 S	5/2005	Moser	
D284,428 S	7/1986	Raftery	D505,034 S	5/2005	Barry	
D320,509 S	10/1991	Lewis	D506,092 S	6/2005	Moser	
D320,893 S	10/1991	Kinard et al.	D508,336 S	8/2005	Suzuki et al.	
D335,964 S	6/1993	Diaz-Azcuy	D529,729 S	* 10/2006	Kreiss .....	D6/369
D337,441 S	7/1993	Martin et al.	D530,110 S	10/2006	Kreiss	
D341,491 S	11/1993	Martin	D539,556 S	* 4/2007	Doughty .....	D6/369
D344,415 S	2/1994	Gibbs	D547,079 S	* 7/2007	Wang .....	D6/369
D358,493 S	5/1995	Ginat	D550,470 S	* 9/2007	Wang .....	D6/369
D380,095 S	6/1997	Diaz-Azcuy	D557,030 S	* 12/2007	Wang .....	D6/369
D380,105 S	6/1997	Diaz-Azcuy	D572,031 S	* 7/2008	Lowsky .....	D6/369
D380,307 S	7/1997	Diaz-Azcuy	D572,926 S	* 7/2008	Lowsky .....	D6/369
D380,308 S	7/1997	Diaz-Azcuy	D572,930 S	* 7/2008	Frinier .....	D6/375
D380,309 S	7/1997	Diaz-Azcuy	D572,935 S	* 7/2008	Sargent .....	D6/379
D380,310 S	7/1997	Diaz-Azcuy	D573,359 S	* 7/2008	Weiss .....	D6/335
D380,311 S	7/1997	Diaz-Azcuy				

\* cited by examiner

FIG. 2

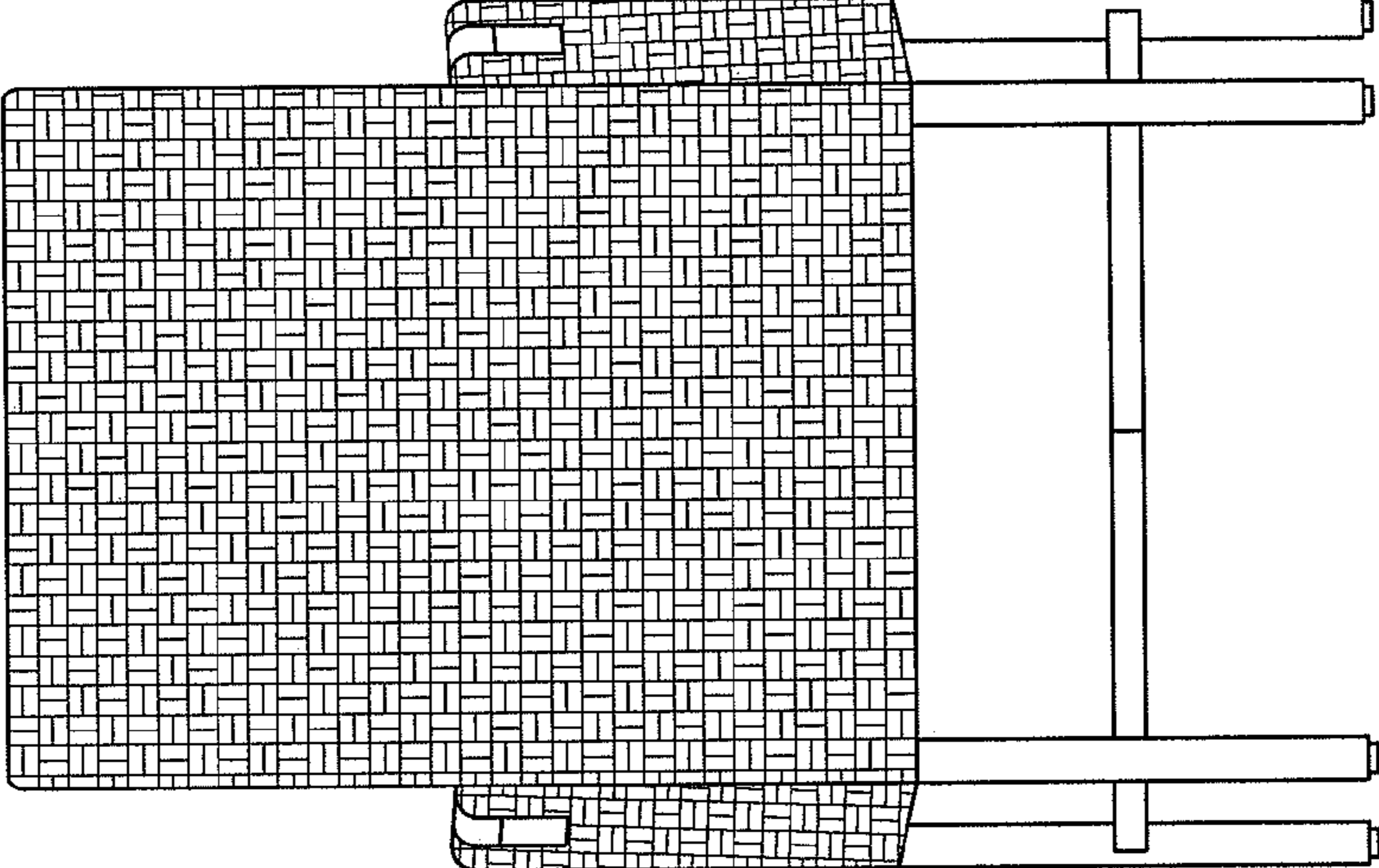


FIG. 1

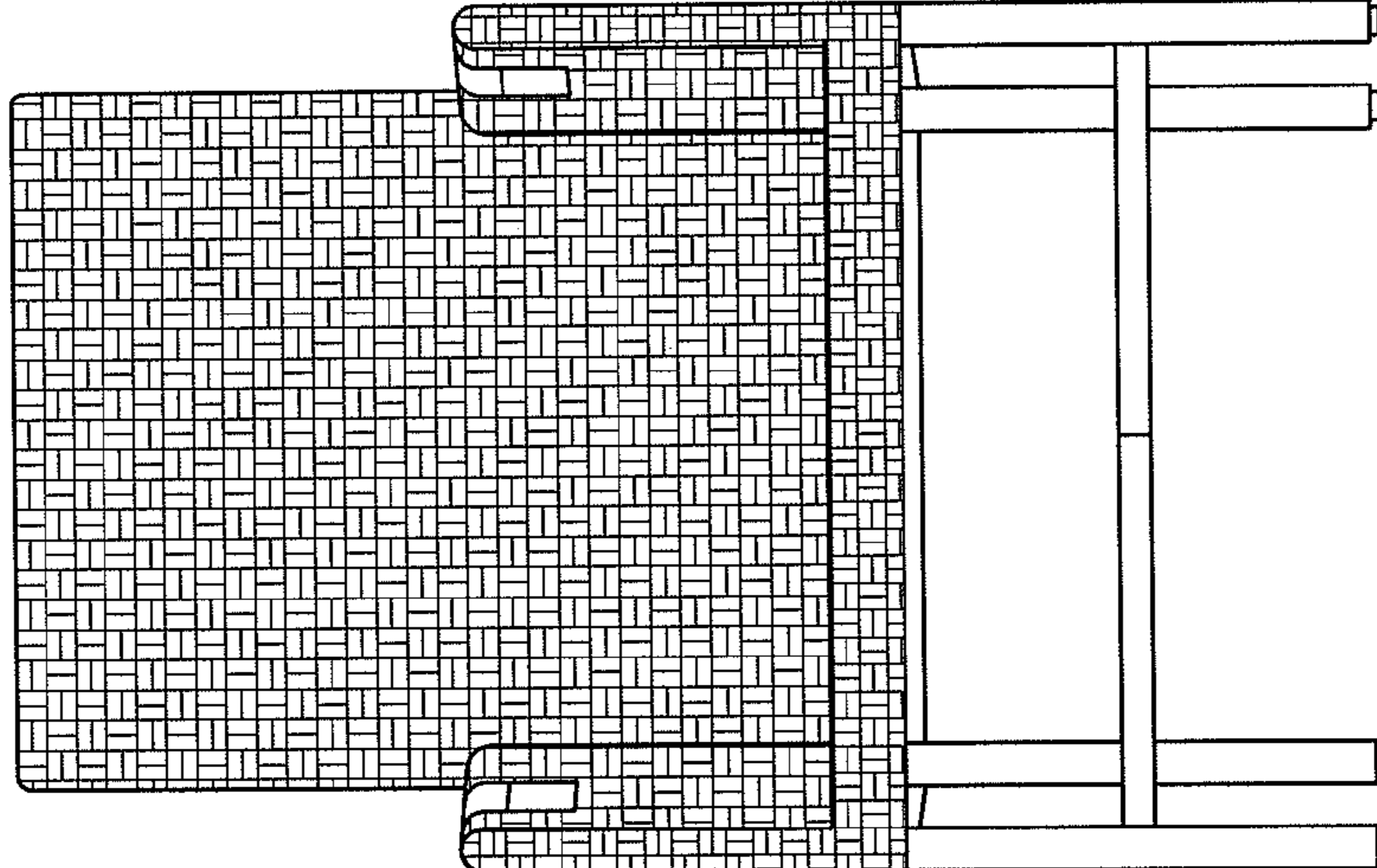
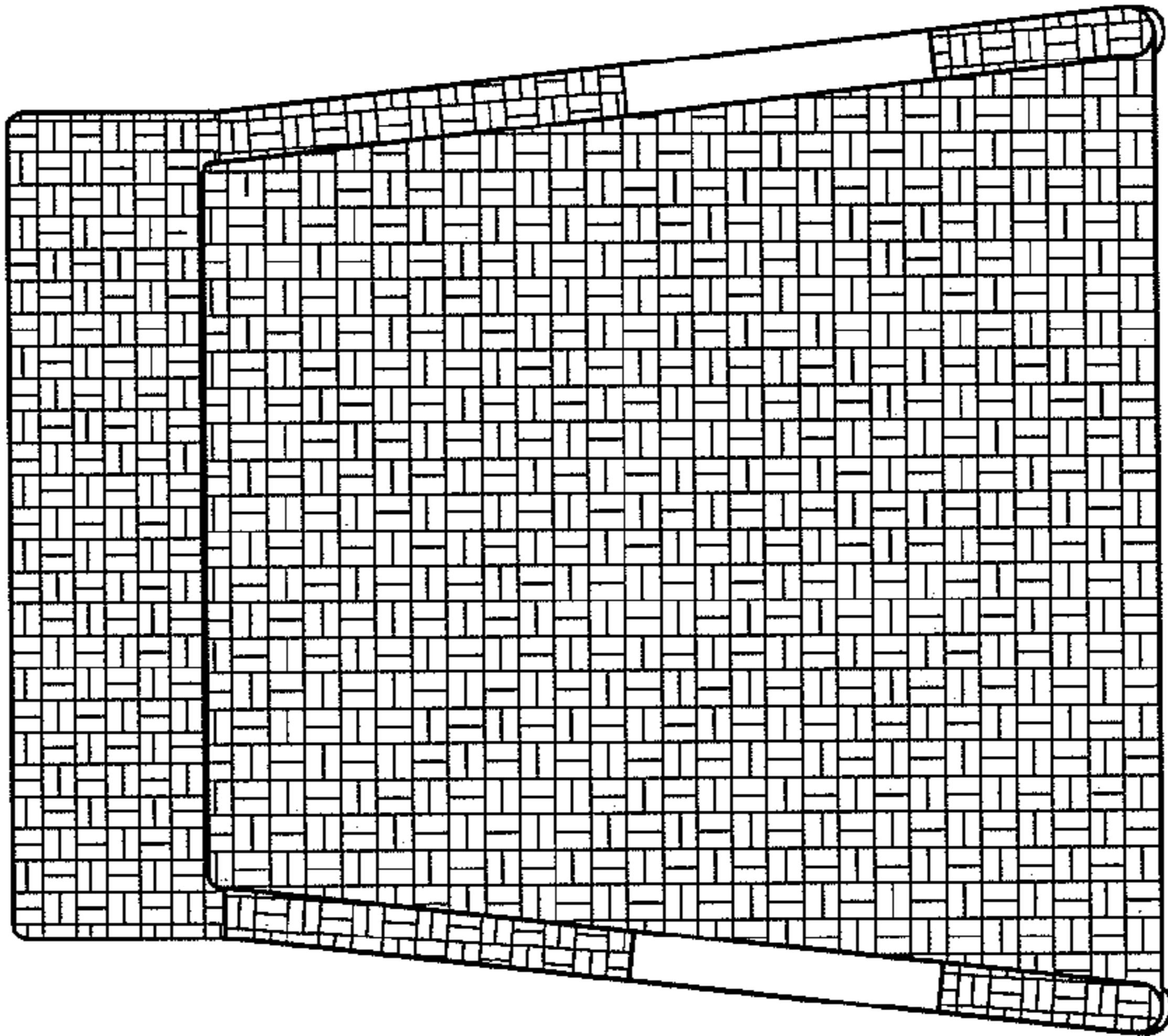


FIG. 3





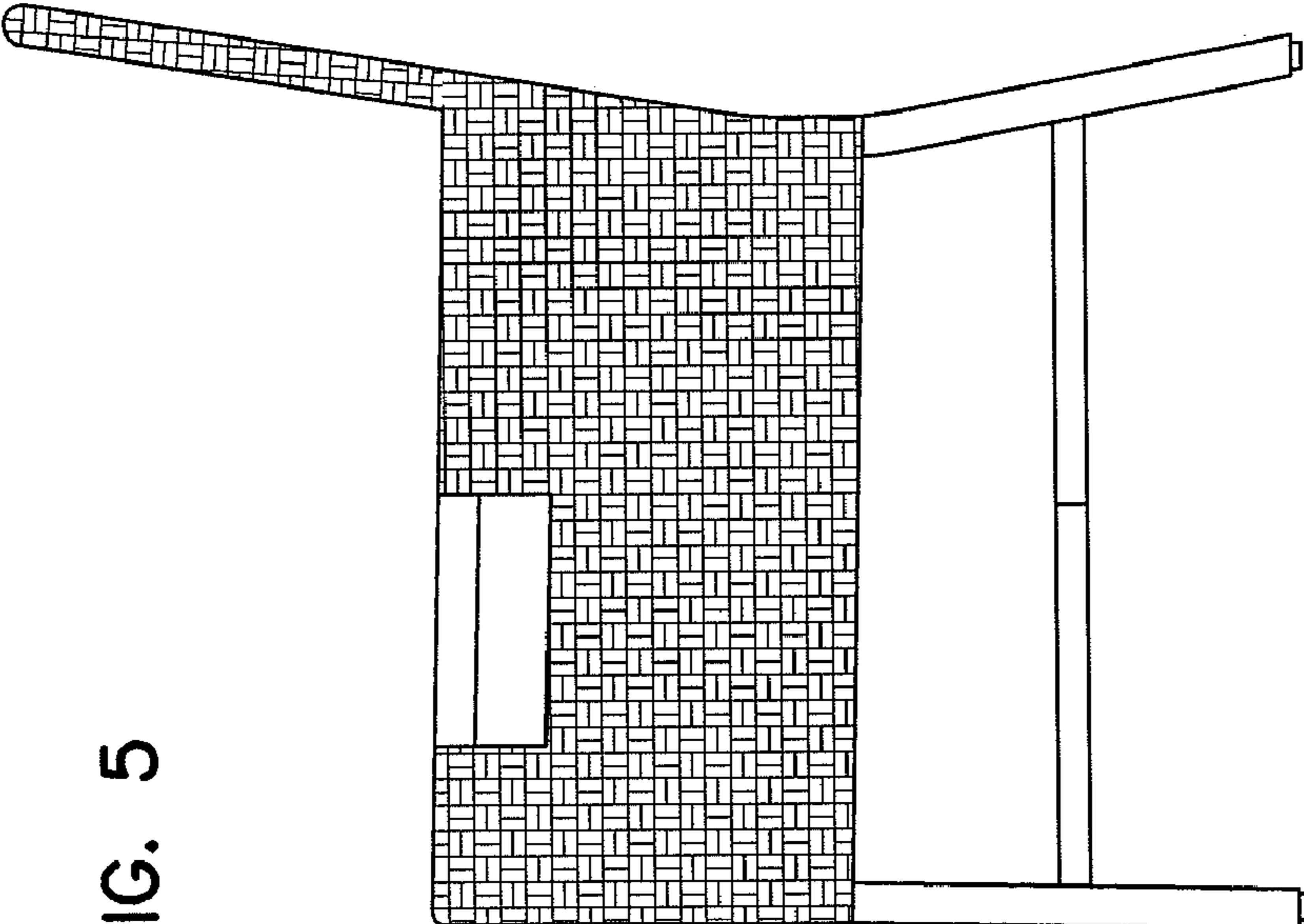


FIG. 5

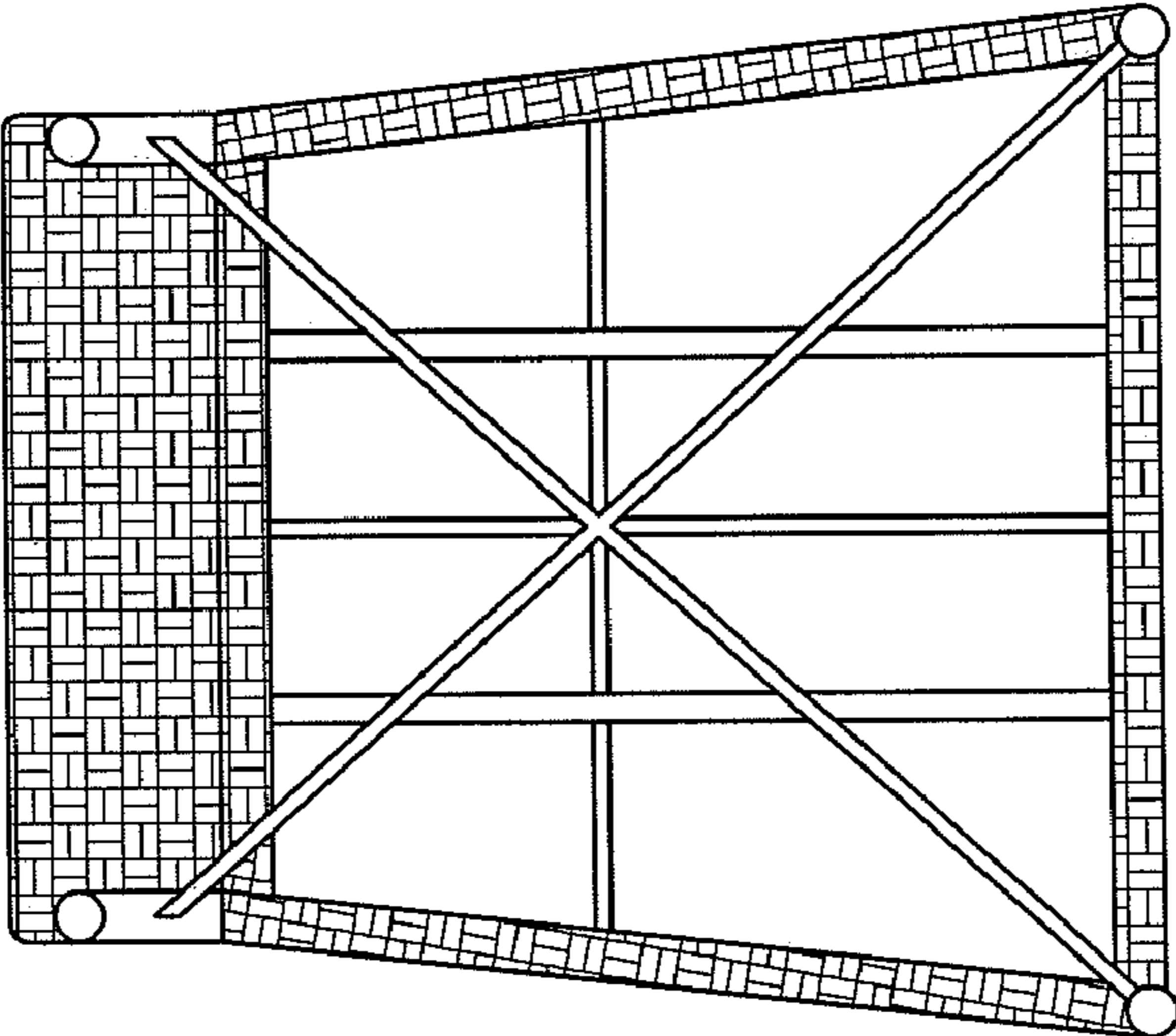


FIG. 4

FIG. 6

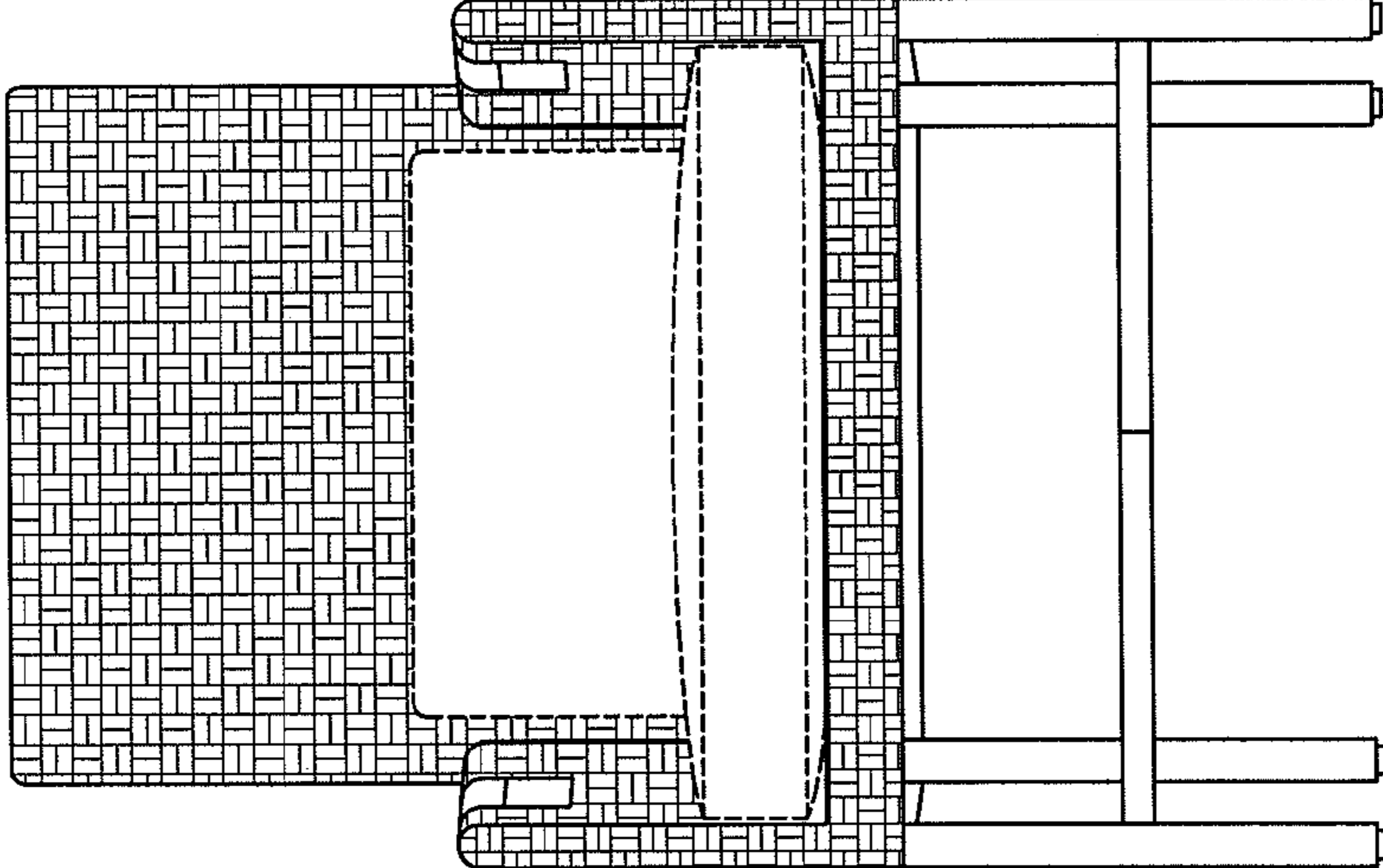


FIG. 7

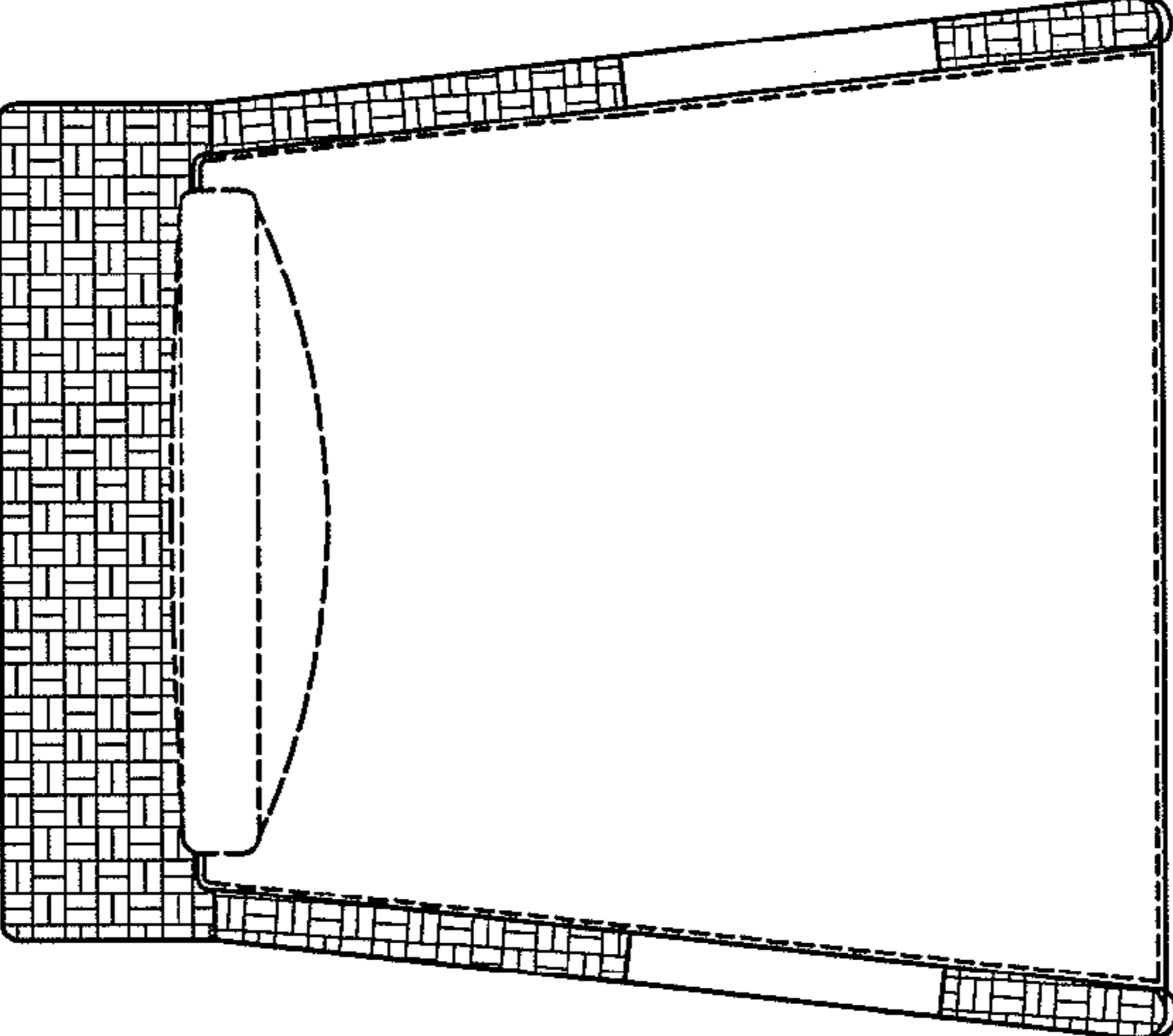


FIG. 8

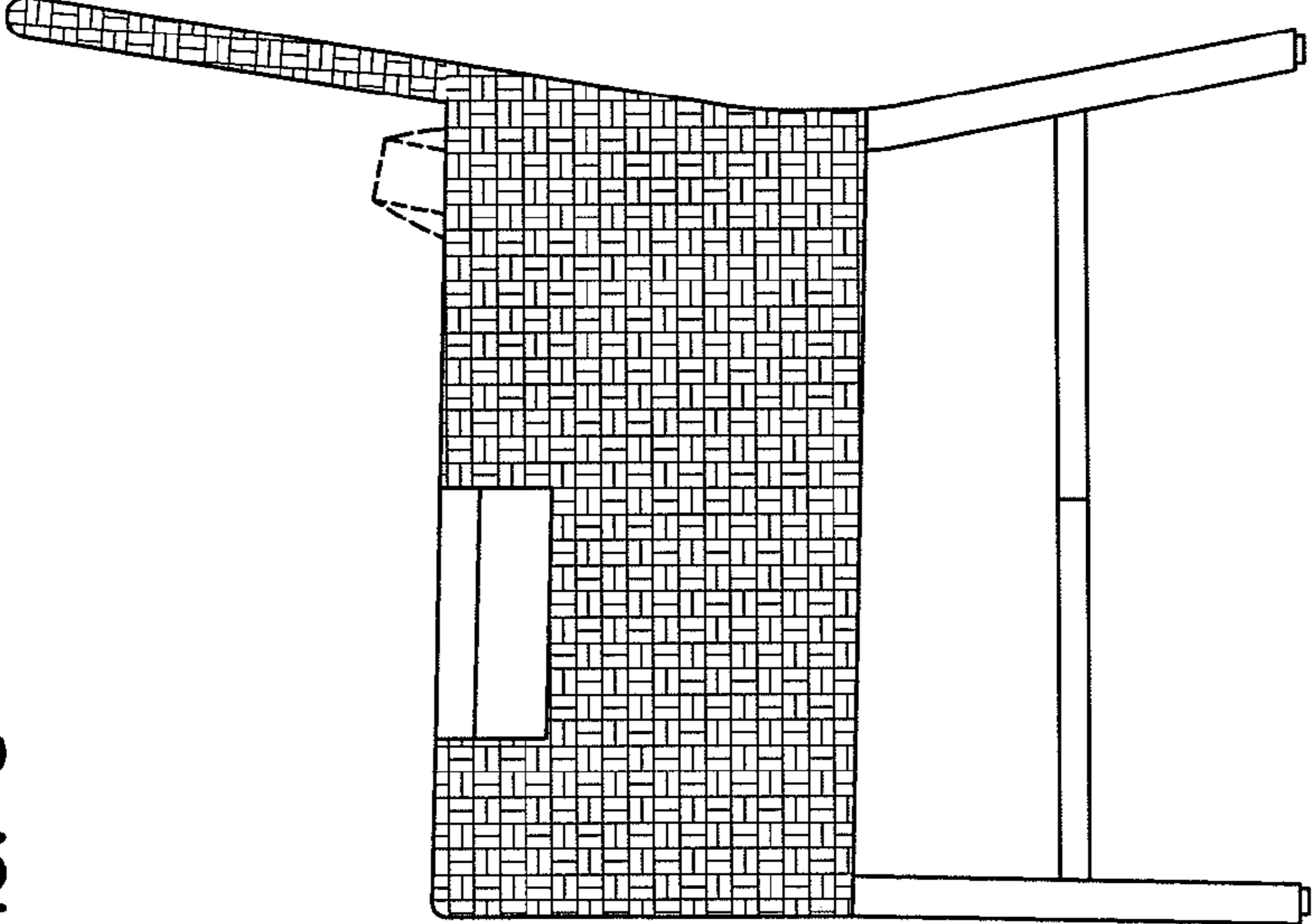


FIG. 11

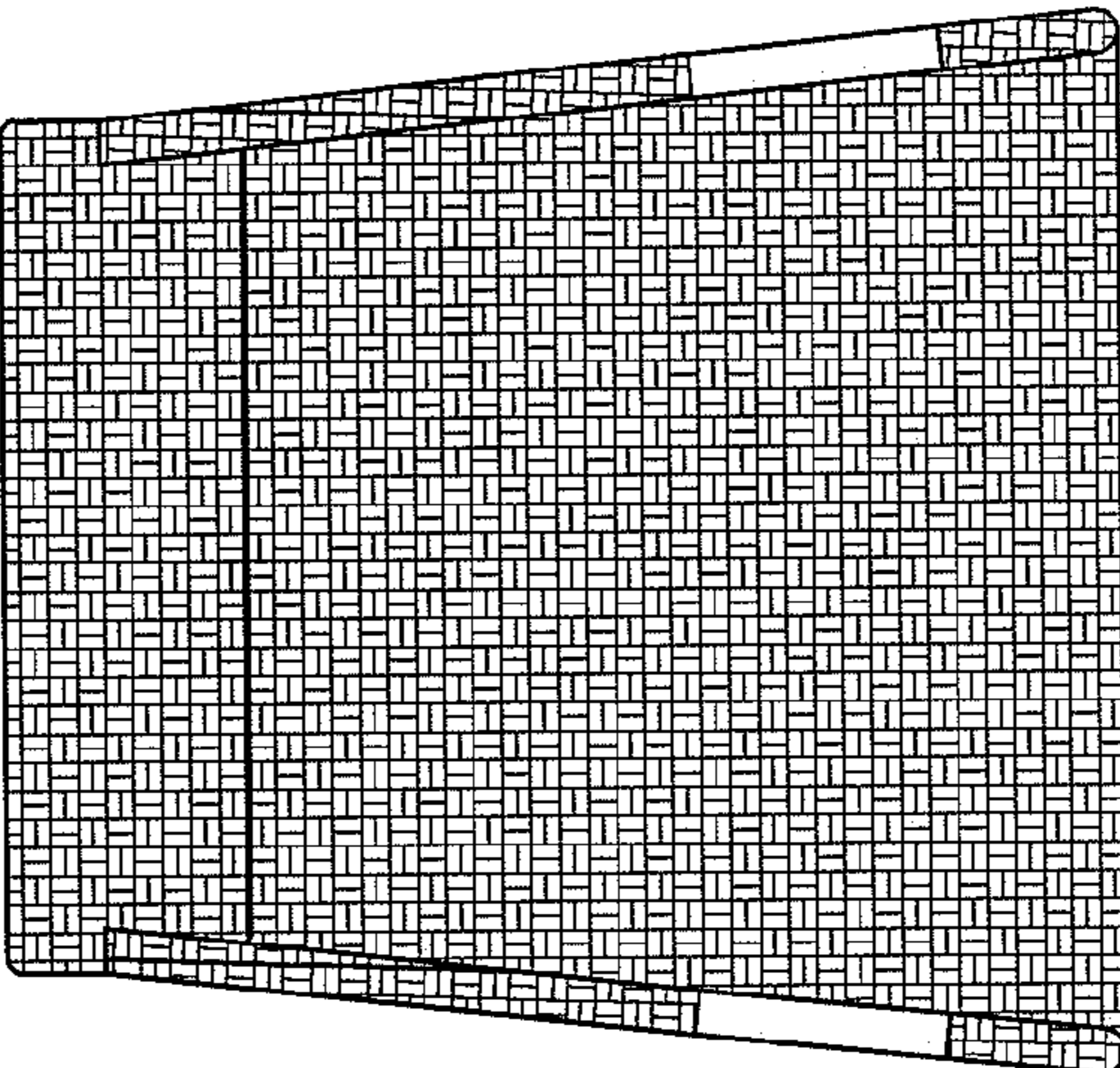


FIG. 10

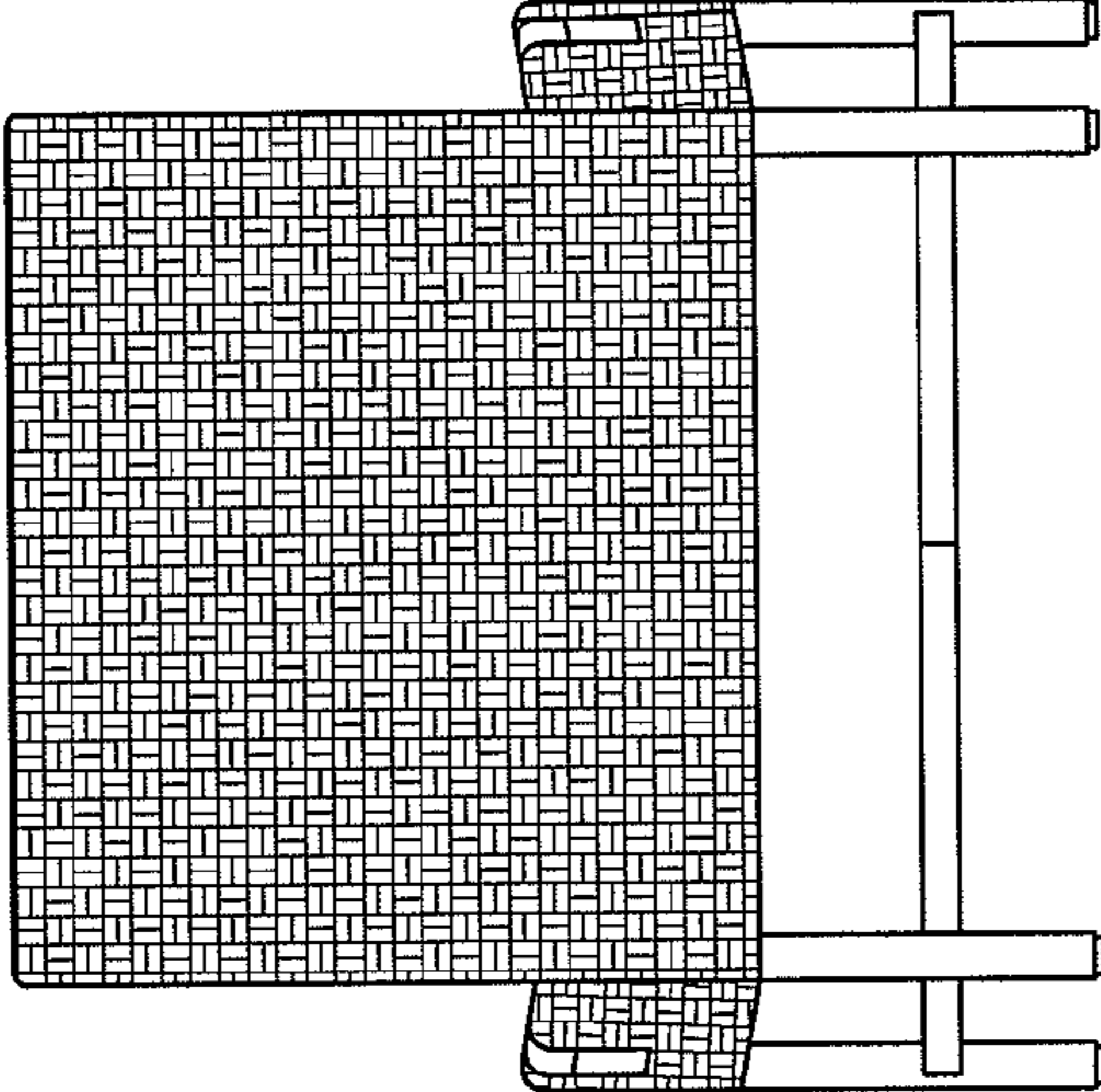


FIG. 9

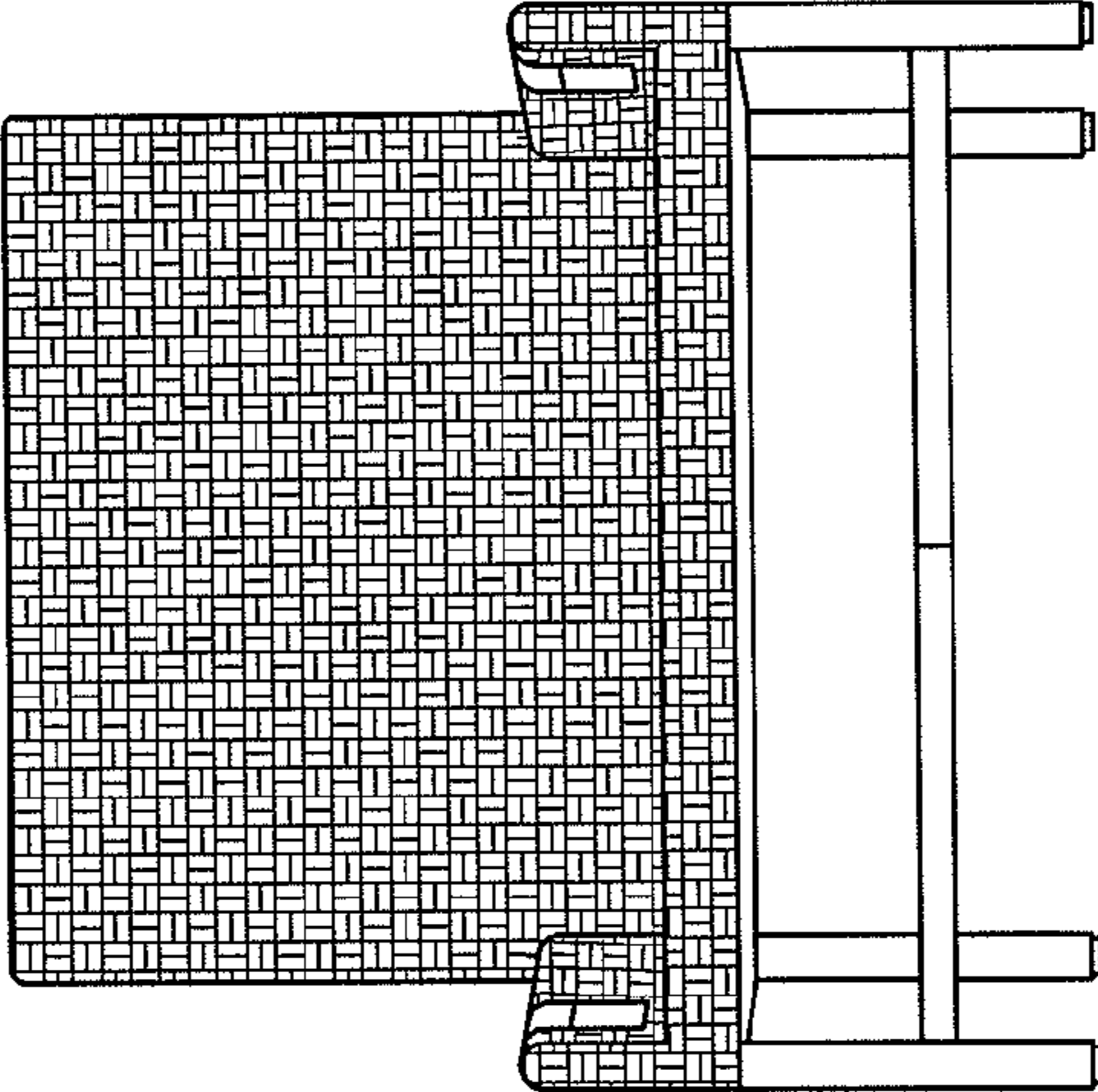


FIG. 13

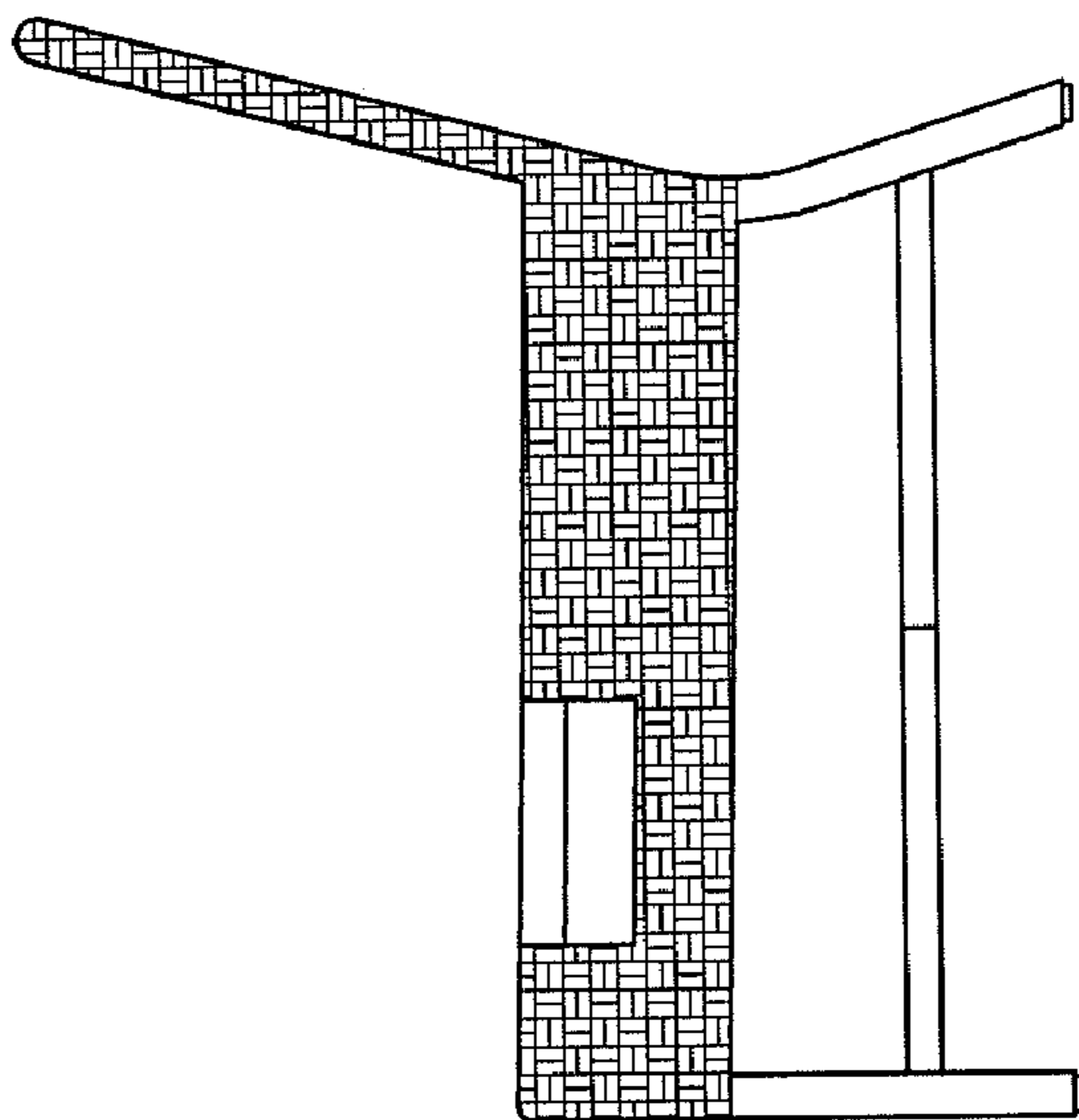


FIG. 12

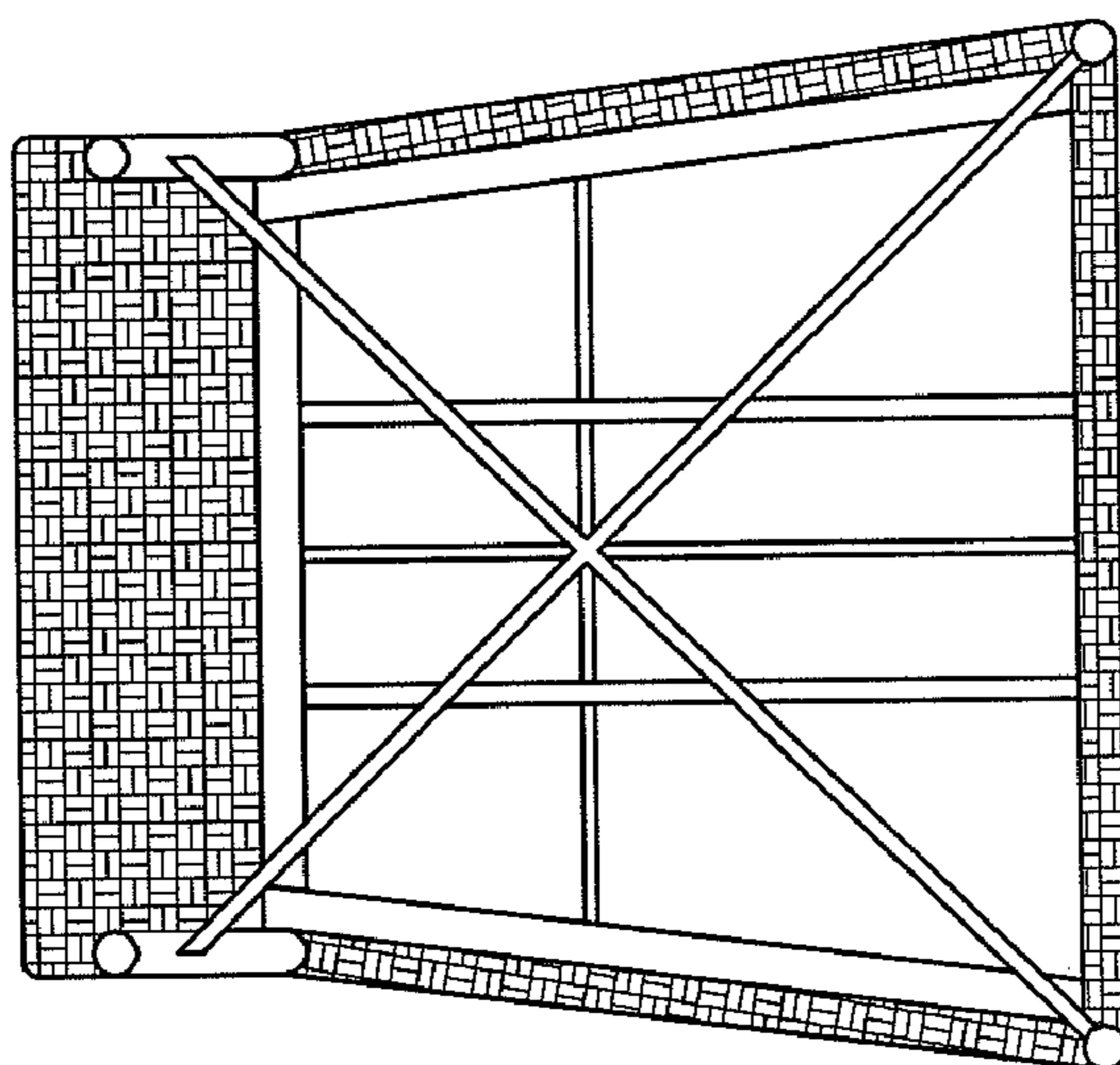


FIG. 16

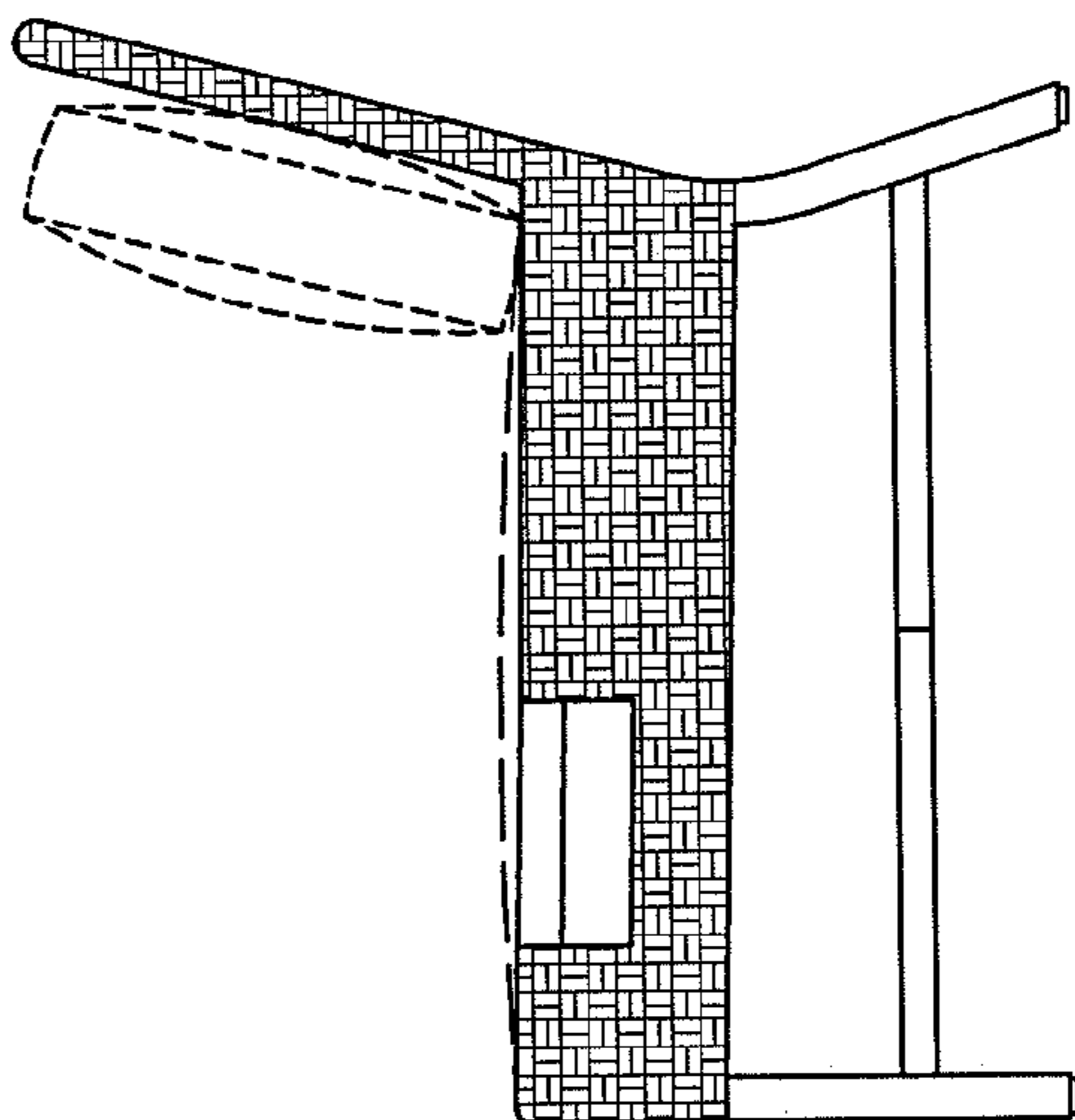


FIG. 15

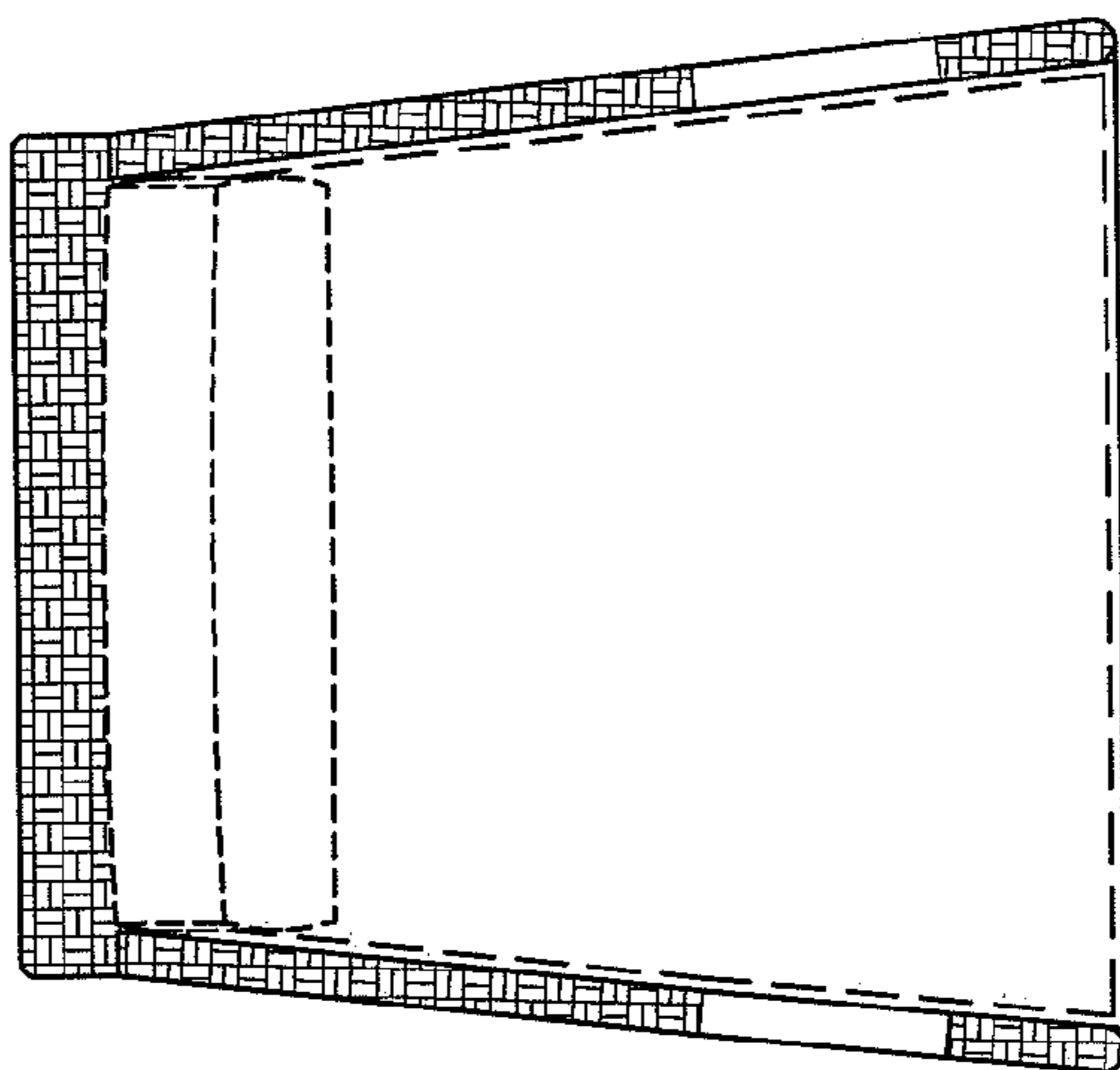


FIG. 14

