



US00D582689S

(12) **United States Design Patent**
Thornbury

(10) **Patent No.:** **US D582,689 S**

(45) **Date of Patent:** **** Dec. 16, 2008**

(54) **CURVED CANOPY LOUNGE**

(75) **Inventor:** **Angie Thornbury**, Los Angeles, CA
(US)

(73) **Assignee:** **Angie Thornbury Homes, Inc.**, Los
Angeles, CA (US)

(**) **Term:** **14 Years**

(21) **Appl. No.:** **29/292,477**

(22) **Filed:** **Oct. 15, 2007**

(51) **LOC (8) Cl.** **06-01**

(52) **U.S. Cl.** **D6/361**

(58) **Field of Classification Search** D6/334-336,
D6/337, 344, 346, 348, 364, 365, 374, 375;
D12/412; 180/10; 297/184.1, 244, 184.14,
297/445.1, 446.1; 472/44, 45, 59

See application file for complete search history.

(56) **References Cited**

U.S. PATENT DOCUMENTS

D56,367 S * 10/1920 Leijen D6/335

3,366,104 A * 1/1968 Totsuka 472/44
4,030,748 A * 6/1977 Brock 297/184.1
4,685,728 A * 8/1987 Rebollo 297/184.14
5,556,340 A * 9/1996 Bohn et al. 472/59
6,402,624 B1 * 6/2002 Larson et al. 472/44
7,337,862 B1 * 3/2008 Greenley et al. 180/10

* cited by examiner

Primary Examiner—Mimosa De

(74) *Attorney, Agent, or Firm*—William W. Haefliger

(57) **CLAIM**

I claim the ornamental design for a curved canopy lounge,
substantially as shown and described.

DESCRIPTION

FIG. 1 is a frontal view of a curved canopy lounge, embody-
ing the new design, the rear view being the same;

FIG. 2 is a top plan view of the FIG. 1 design;

FIG. 3 is a bottom plan view of the FIG. 1 design; and,

FIG. 4 is a left side elevation view of the FIG. 1 design, the
right side elevation being the same.

1 Claim, 1 Drawing Sheet

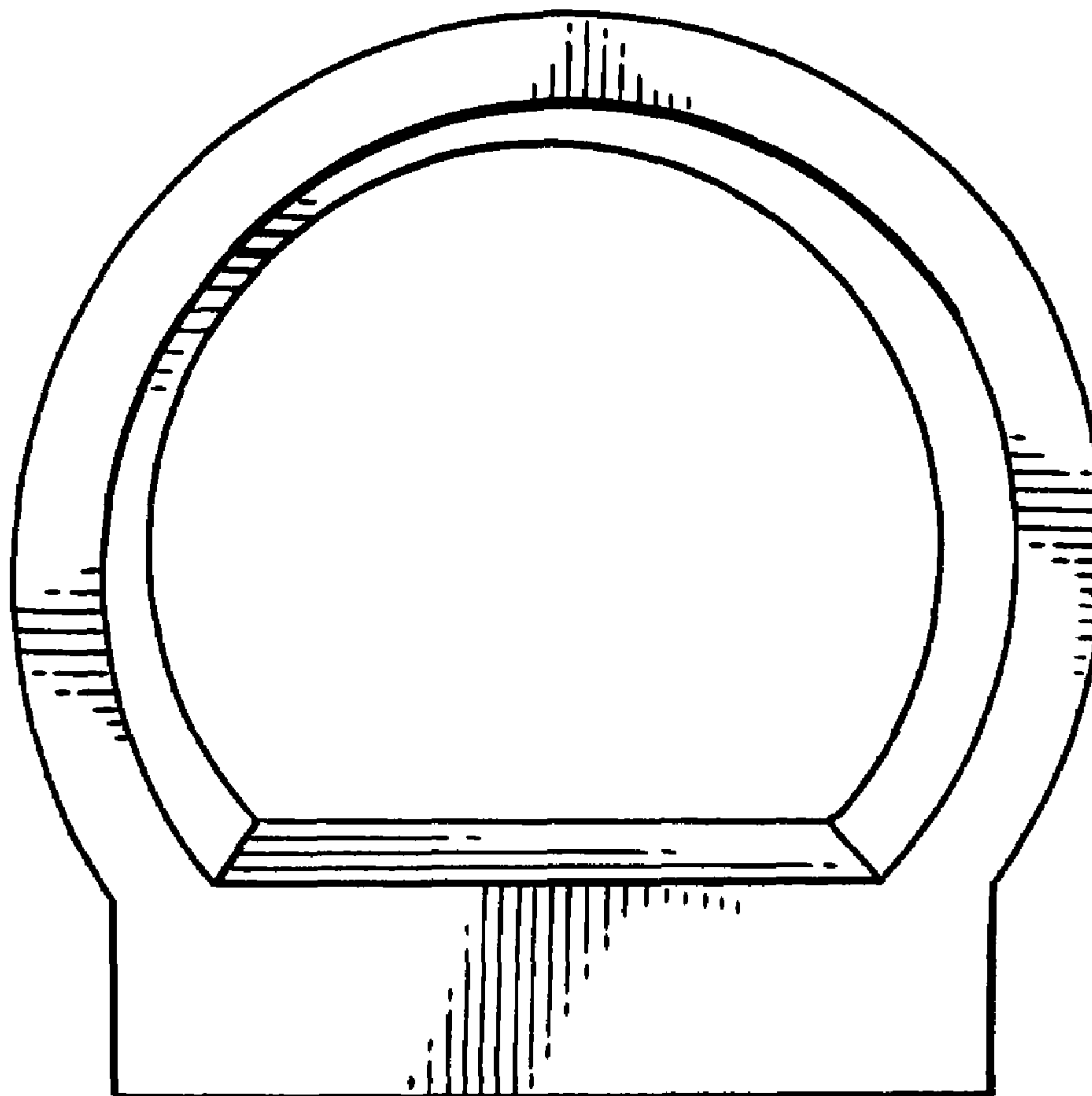


FIG. 1.

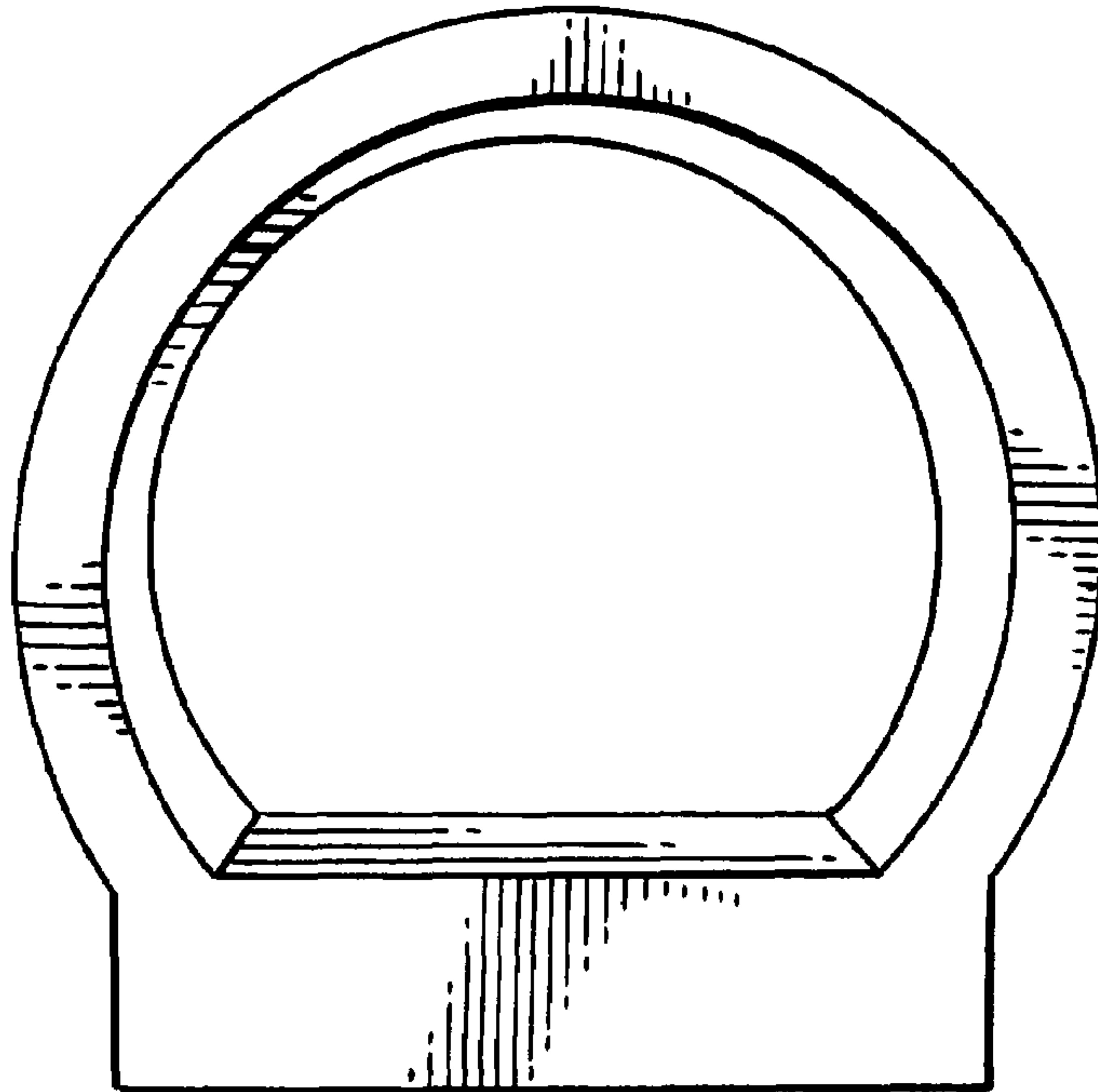


FIG. 4.

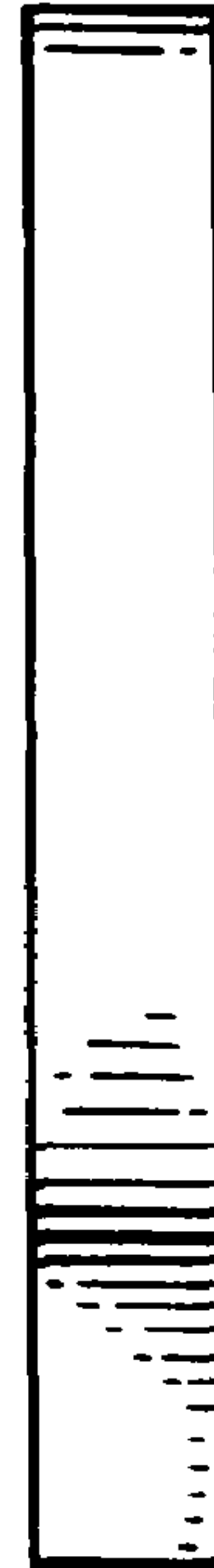


FIG. 2.



FIG. 3.

