



US00D582658S

(12) **United States Design Patent**
Fujita et al.

(10) **Patent No.:** **US D582,658 S**
(45) **Date of Patent:** **** Dec. 16, 2008**

(54) **SHOE**
(75) Inventors: **Hisanori Fujita**, Kobe (JP); **Kiyomitsu Kurosaki**, Kobe (JP)
(73) Assignee: **ASICS Corporation**, Kobe (JP)
(**) Term: **14 Years**
(21) Appl. No.: **29/292,293**
(22) Filed: **Oct. 5, 2007**

4,559,723 A * 12/1985 Hamy et al. 36/114
D357,347 S * 4/1995 Leick D2/951
D390,349 S * 2/1998 Murai et al. D2/959
D401,747 S * 12/1998 Cessor D2/960
D405,242 S * 2/1999 Gillespie D2/900
D432,765 S * 10/2000 Hardy D2/956
D432,766 S * 10/2000 von Conta D2/957
D433,789 S * 11/2000 Hardy D2/956
D489,520 S * 5/2004 Matis et al. D2/952
D492,100 S * 6/2004 Hsu D2/952
D541,022 S * 4/2007 Hlavacs D2/957
D554,331 S * 11/2007 Matis D2/952
D562,539 S * 2/2008 Hulbert D2/969
D570,591 S * 6/2008 Farys et al. D2/972

(30) **Foreign Application Priority Data**
Apr. 6, 2007 (JP) 2007-009264
Apr. 6, 2007 (JP) 2007-009265
Apr. 6, 2007 (JP) 2007-009266
Apr. 6, 2007 (JP) 2007-009267
May 11, 2007 (EM) 000724190-0005

* cited by examiner

Primary Examiner—Dominic Simone
(74) *Attorney, Agent, or Firm*—Michael E. Zall

(51) **LOC (8) Cl.** **02-99**
(52) **U.S. Cl.** **D2/972; D2/973**
(58) **Field of Classification Search** D2/902,
D2/946–949, 951–960, 896, 906–908, 943,
D2/944, 969, 972–974; 36/3 B, 22 R, 24.5,
36/25 R, 30 R, 32 A, 32 R, 59 R, 67 A, 67 B,
36/103, 105, 106, 110, 117.3, 45, 50.1, 77 M,
36/77 R, 83, 113, 114, 126–131
See application file for complete search history.

(57) **CLAIM**

I claim the ornamental design for the shoe, as shown and described.

DESCRIPTION

FIG. 1 is a left, top perspective view of a shoe showing my new design, wherein the broken lines do not constitute a part of the claimed design;
FIG. 2 is right, top, perspective view thereof; and,
FIG. 3 is a top plan view thereof.
The shoe for the other foot is the mirror image of the embodiment shown.

(56) **References Cited**
U.S. PATENT DOCUMENTS
D145,153 S * 7/1946 Bovay D2/956

1 Claim, 3 Drawing Sheets

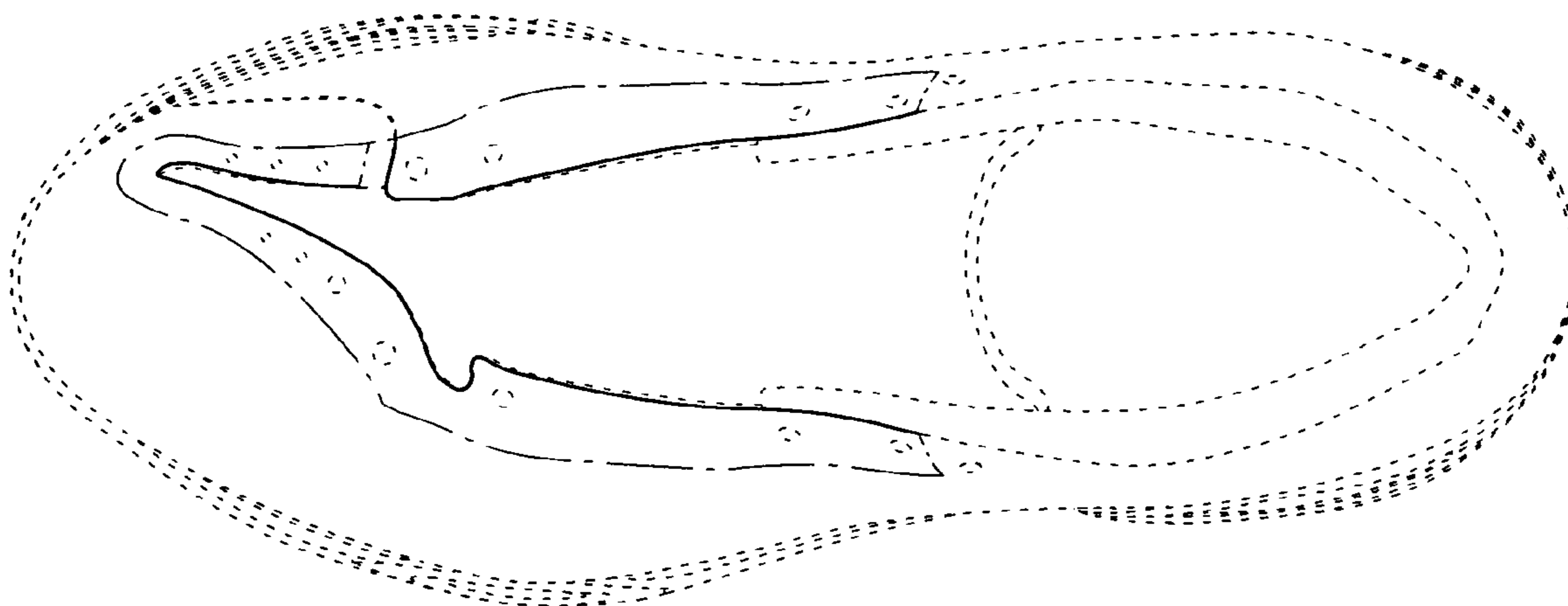
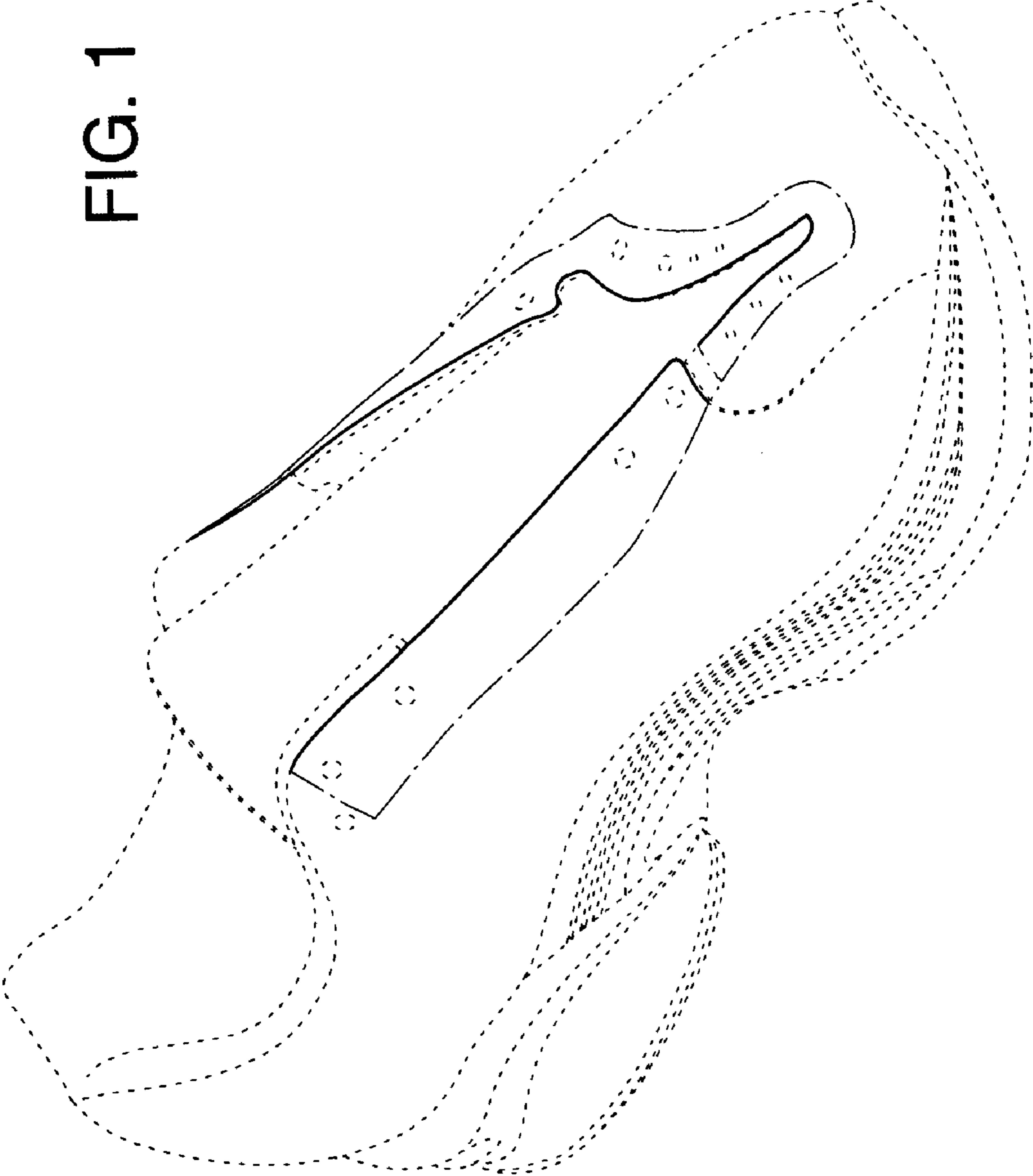


FIG. 1



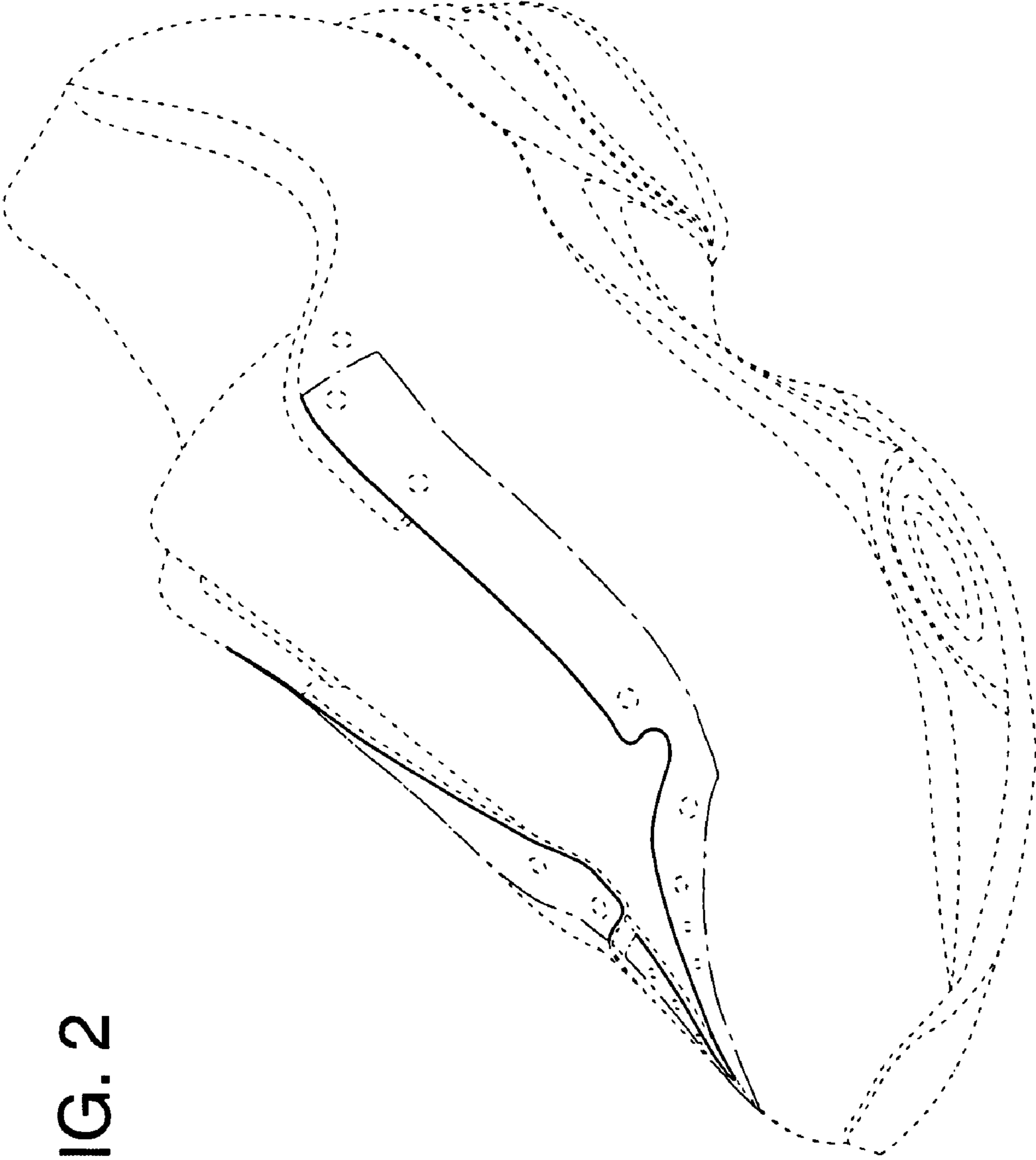


FIG. 2

FIG. 3

