



US00D582653S

(12) **United States Design Patent**  
**Guers-Neyraud**

(10) **Patent No.:** **US D582,653 S**  
(45) **Date of Patent:** **\*\* Dec. 16, 2008**

(54) **FOOTWEAR**

(75) Inventor: **Elisabeth Guers-Neyraud**, Paris (FR)

(73) Assignee: **J. Choo Limited**, London (GB)

(\*\*) Term: **14 Years**

(21) Appl. No.: **29/289,276**

(22) Filed: **Jul. 12, 2007**

(30) **Foreign Application Priority Data**

Jan. 24, 2007 (EM) ..... 000660592-026

(51) **LOC (8) Cl.** ..... **02-99**

(52) **U.S. Cl.** ..... **D2/971**

(58) **Field of Classification Search** ..... D2/896,  
D2/925-942, 964-966, 971; 36/34 R-35 B,  
36/83, 105

See application file for complete search history.

(56) **References Cited**

**U.S. PATENT DOCUMENTS**

D141,114 S	*	5/1945	Gordon	.....	D2/932
D206,053 S		10/1966	Evins		
D338,320 S		8/1993	Haggar		
D530,890 S	*	10/2006	Choi	.....	D2/927
D535,466 S	*	1/2007	Choi	.....	D2/971
D554,348 S	*	11/2007	Kelsey	.....	D2/971
D558,968 S	*	1/2008	Guers-Neyraud	.....	D2/971

D558,969 S	*	1/2008	Guers-Neyraud	.....	D2/971
D559,522 S	*	1/2008	Lawler	.....	D2/971
D567,488 S	*	4/2008	Lawler	.....	D2/930

**OTHER PUBLICATIONS**

U.S. Appl. No. 29/294,112, filed Dec. 20, 2007.

\* cited by examiner

*Primary Examiner*—Dominic Simone

(74) *Attorney, Agent, or Firm*—Fross Zelnick Lehrman & Zissu, P.C.; Lawrence E. Apolzon, Esq.

(57) **CLAIM**

The ornamental design for footwear, as shown and described.

**DESCRIPTION**

FIG. 1 is a front perspective view of a shoe showing my footwear design;

FIG. 2 is a left side view of the footwear shown in FIG. 1;

FIG. 3 is a right side view of the footwear shown in FIG. 1;

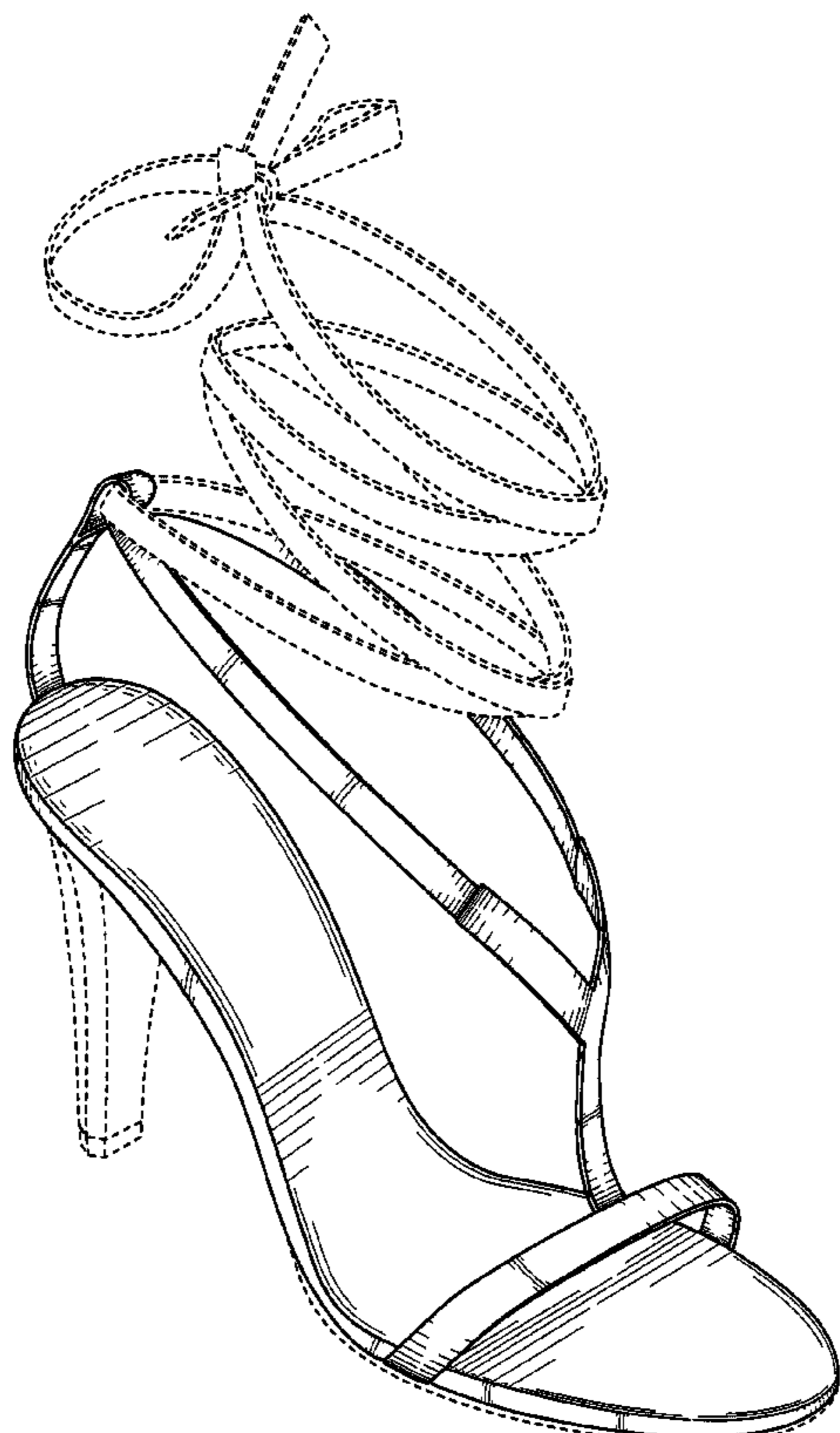
FIG. 4 is a front view of the footwear shown in FIG. 1;

FIG. 5 is a rear view of the footwear shown in FIG. 1; and,

FIG. 6 is a top view of the footwear shown in FIG. 1.

The broken line showing of the ankle wrap-around strap, sole, heel, and heel cap is for illustrative purposes only and forms no part of the claimed design.

**1 Claim, 6 Drawing Sheets**



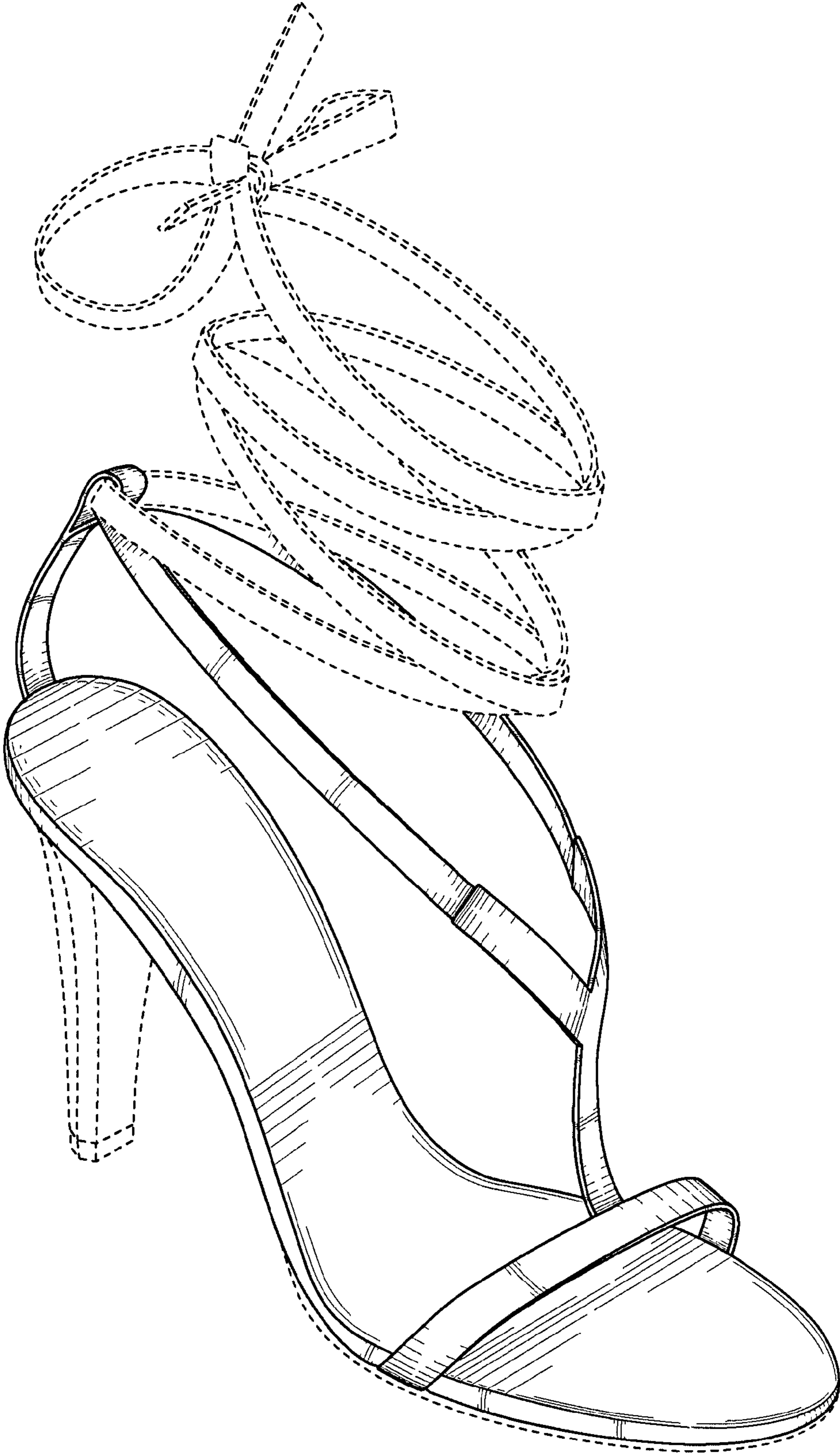


FIG. 1

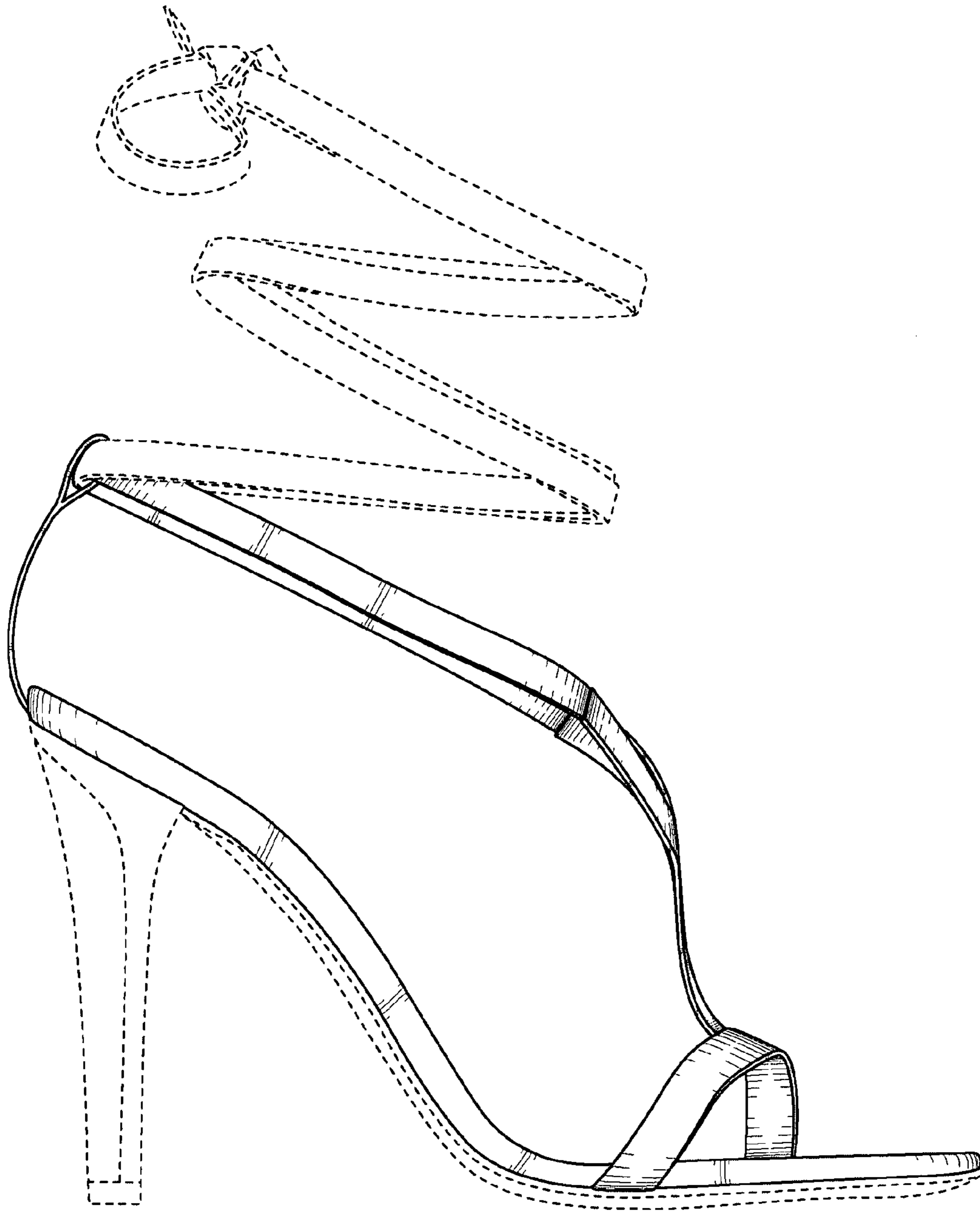


FIG. 2




FIG. 3

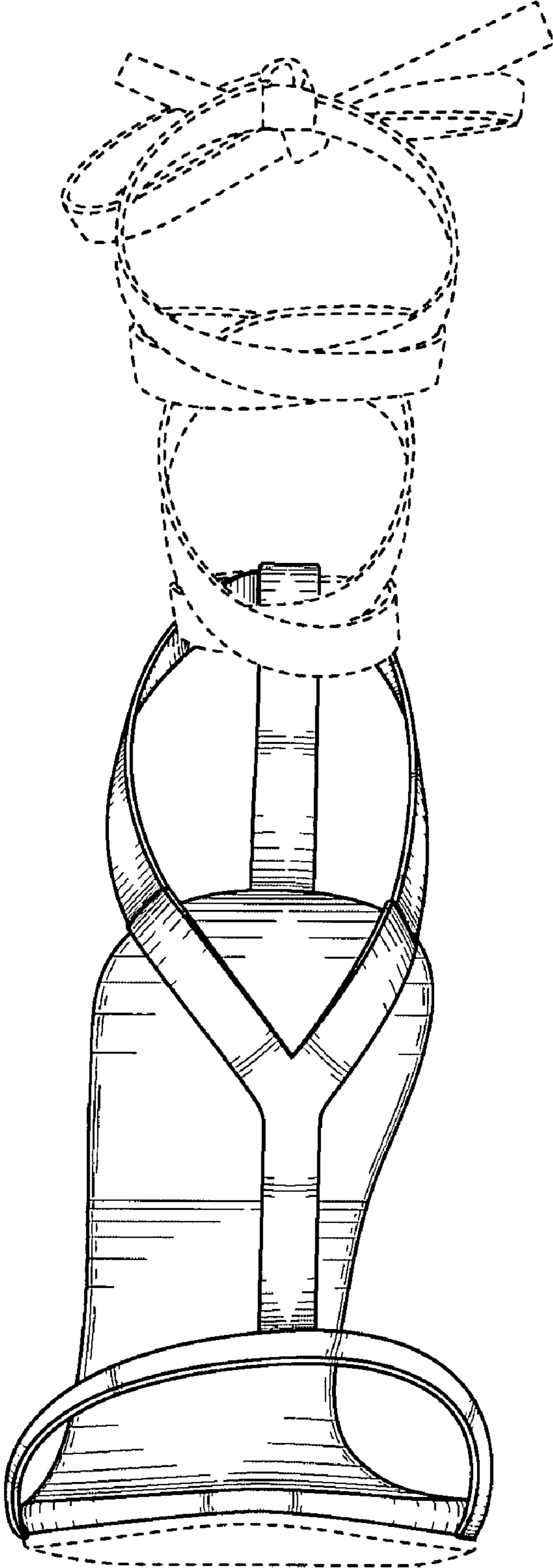


FIG. 4

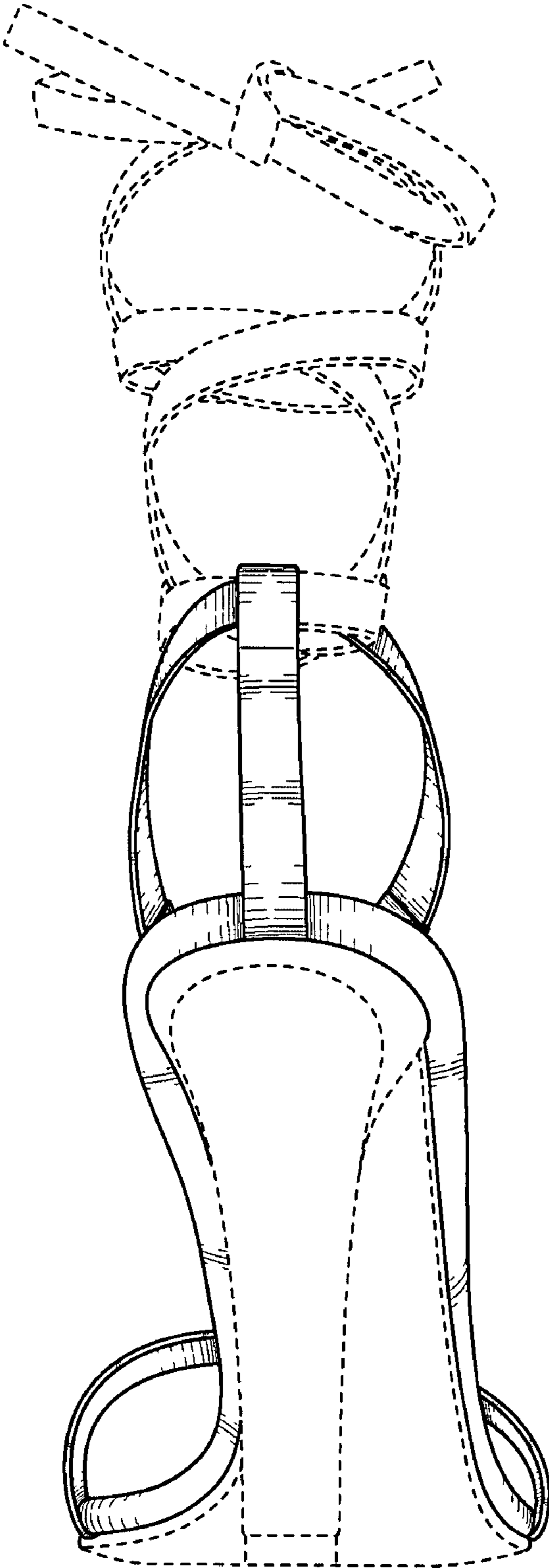


FIG. 5

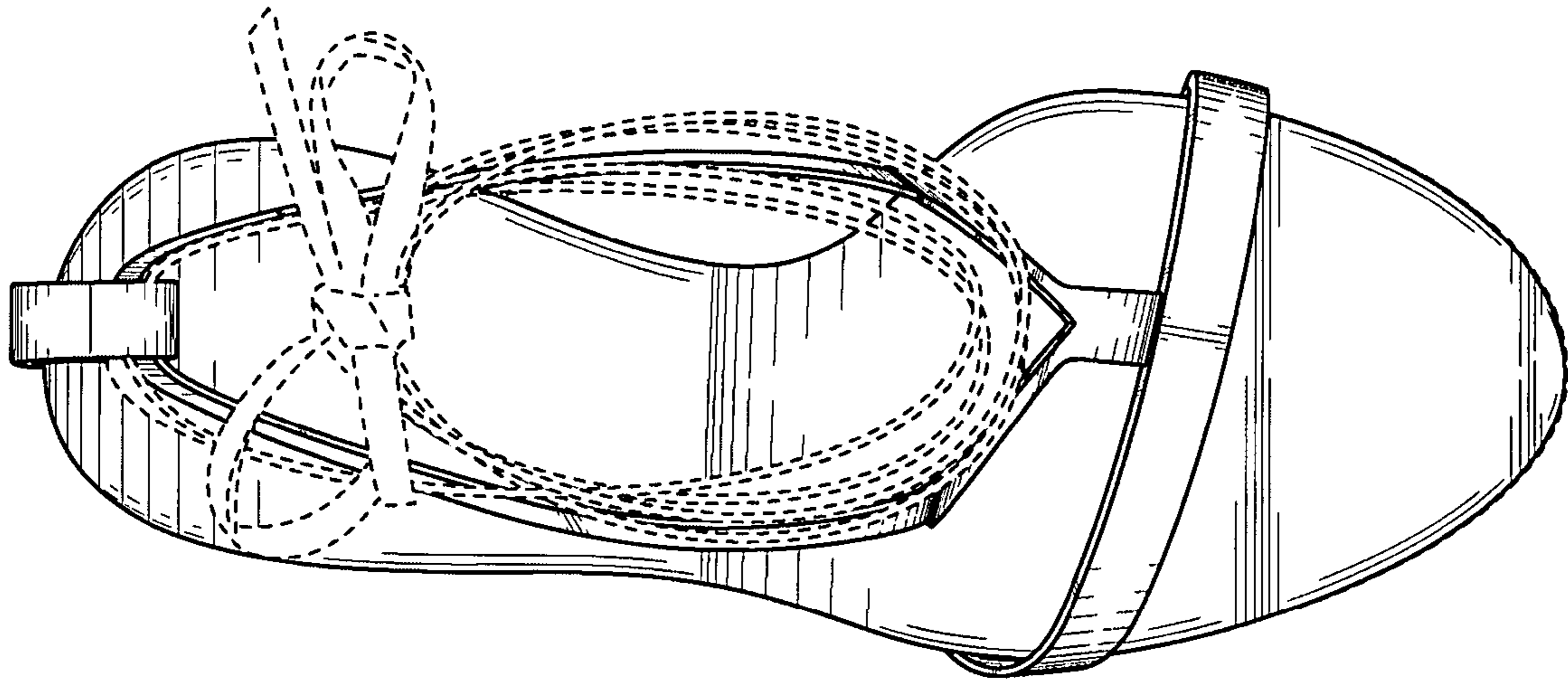


FIG. 6