



US00D582652S

(12) **United States Design Patent**  
**St-Louis**

(10) **Patent No.:** **US D582,652 S**  
(45) **Date of Patent:** **\*\* Dec. 16, 2008**

(54) **FOOTWEAR UPPER**

(75) Inventor: **Julie St-Louis**, Montreal (CA)

(73) Assignee: **Wolverine World Wide, Inc.**, Rockford, MI (US)

(\*\*) Term: **14 Years**

(21) Appl. No.: **29/293,031**

(22) Filed: **Nov. 7, 2007**

(51) **LOC (8) Cl.** ..... **02-99**

(52) **U.S. Cl.** ..... **D2/970**

(58) **Field of Classification Search** ..... D2/897,  
D2/901, 904, 908, 909-912, 946, 970-974;  
36/45, 83, 88, 113, 114, 50.1, 77 M, 77 R,  
36/126-130

See application file for complete search history.

(56) **References Cited**

**U.S. PATENT DOCUMENTS**

D125,568 S *	3/1941	Hard	.....	D2/911
D346,899 S *	5/1994	Hatfield et al.	.....	D2/970
D357,572 S *	4/1995	Seiler et al.	.....	D2/910
D364,729 S *	12/1995	Teague	.....	D2/970
D385,994 S *	11/1997	Clegg	.....	D2/972
D480,549 S	10/2003	Matis et al.		
D487,623 S *	3/2004	Matis	.....	D2/969
D497,476 S	10/2004	Huard et al.		
D500,193 S	12/2004	Matis et al.		
D502,799 S *	3/2005	Matis et al.	.....	D2/969
D503,267 S	3/2005	Matis et al.		
D503,525 S	4/2005	Matis		
D513,554 S	1/2006	Matis et al.		

D523,217 S	6/2006	Matis et al.
D524,019 S	7/2006	Matis et al.
D532,591 S	11/2006	Matis et al.
D534,338 S	1/2007	Belley et al.
D535,089 S	1/2007	Matis et al.
D541,027 S	4/2007	Belley et al.
D554,342 S	11/2007	St. Louis

\* cited by examiner

*Primary Examiner*—Stella M Reid

*Assistant Examiner*—Rashida C McCoy

(74) *Attorney, Agent, or Firm*—Warner Norcross & Judd LLP

(57) **CLAIM**

The ornamental design for footwear upper, as shown and described.

**DESCRIPTION**

FIG. 1 is a perspective view of the footwear upper embodying the new design;

FIG. 2 is an enlarged top plan view thereof;

FIG. 3 is a reduced right side view thereof;

FIG. 4 is a reduced left side view thereof;

FIG. 5 is a front view thereof; and,

FIG. 6 is a rear view thereof.

FIGS. 1-6 show features of an article of footwear in phantom lines. These features are shown for environmental purposes and do not form any part of the claimed design. Further, the phantom lines immediately adjacent the solid-line portions of the design form the boundary of the design, with the phantom lines forming no part of the claimed design.

**1 Claim, 4 Drawing Sheets**





Fig.1

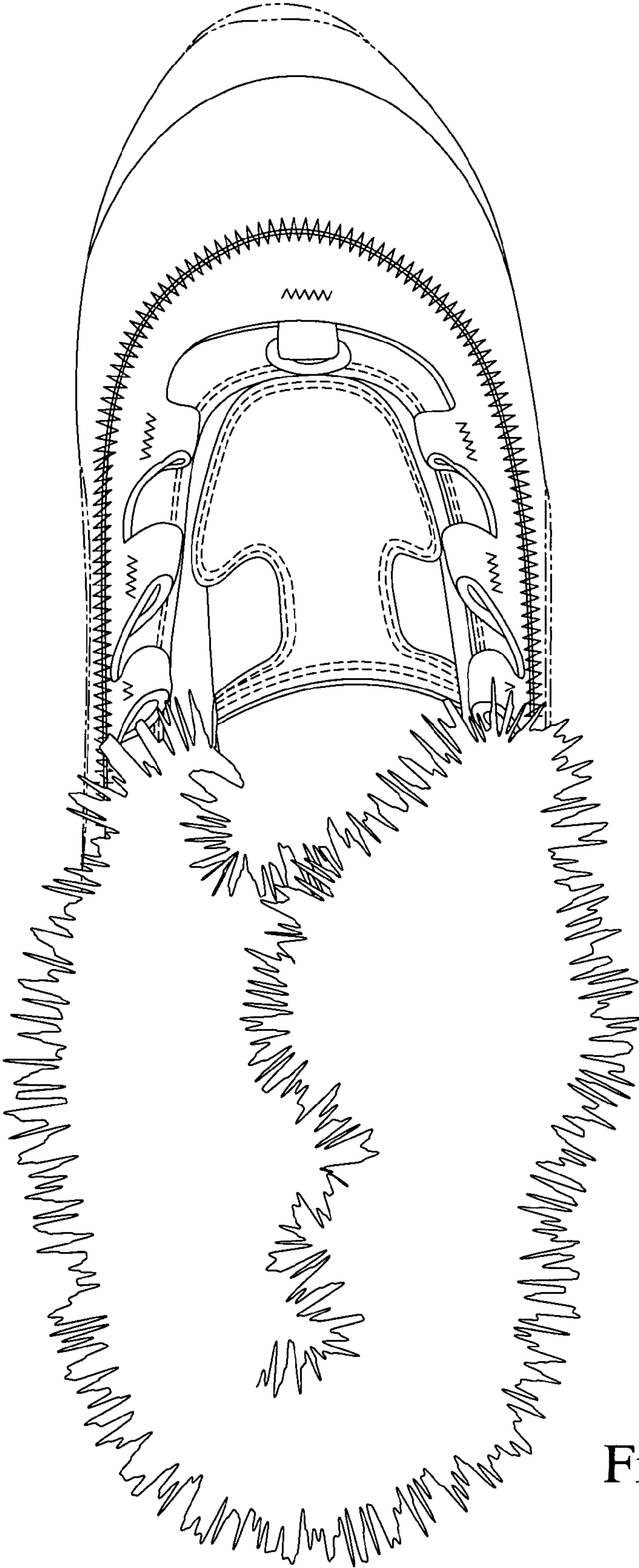


Fig.2



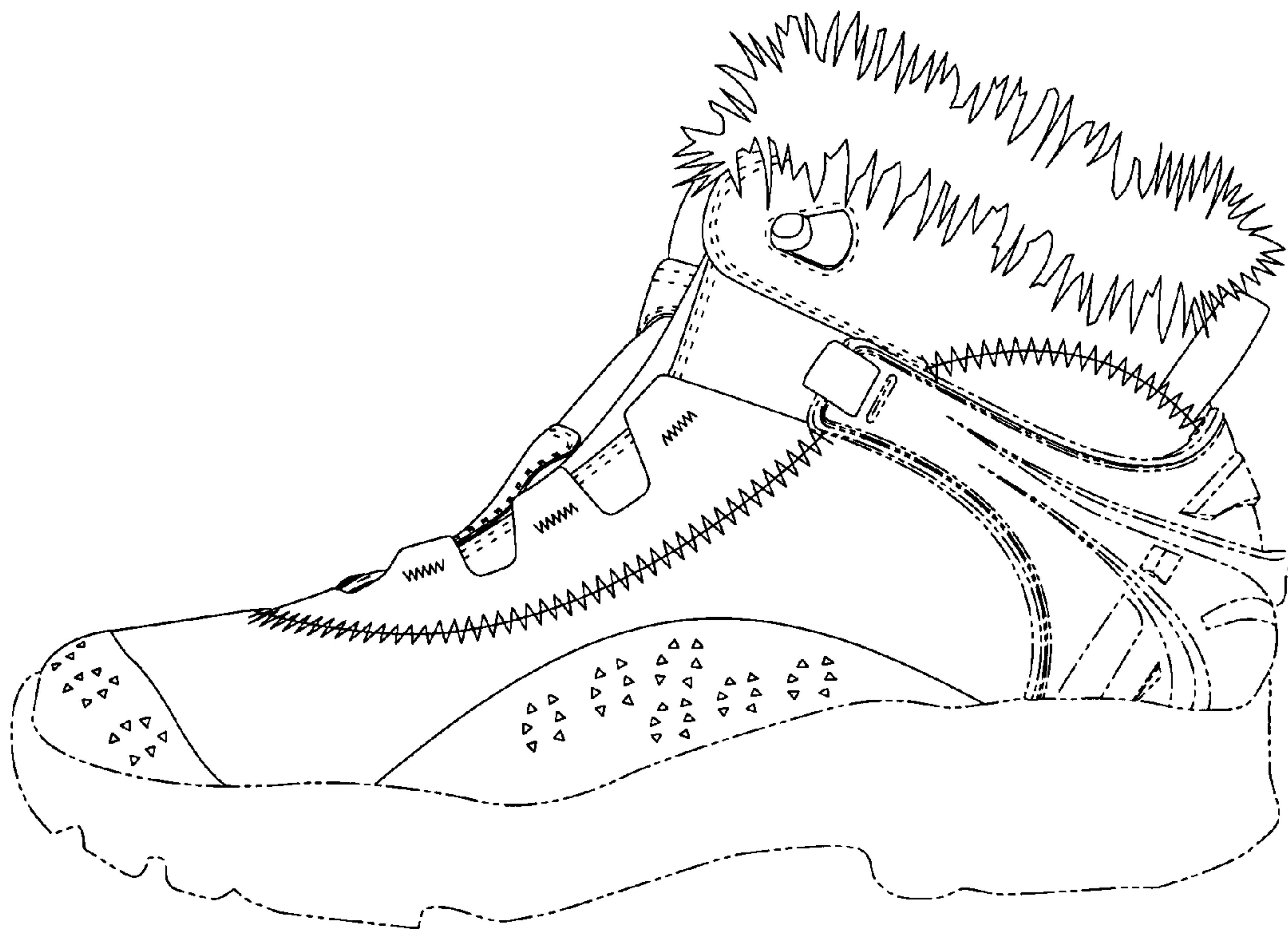


Fig.3

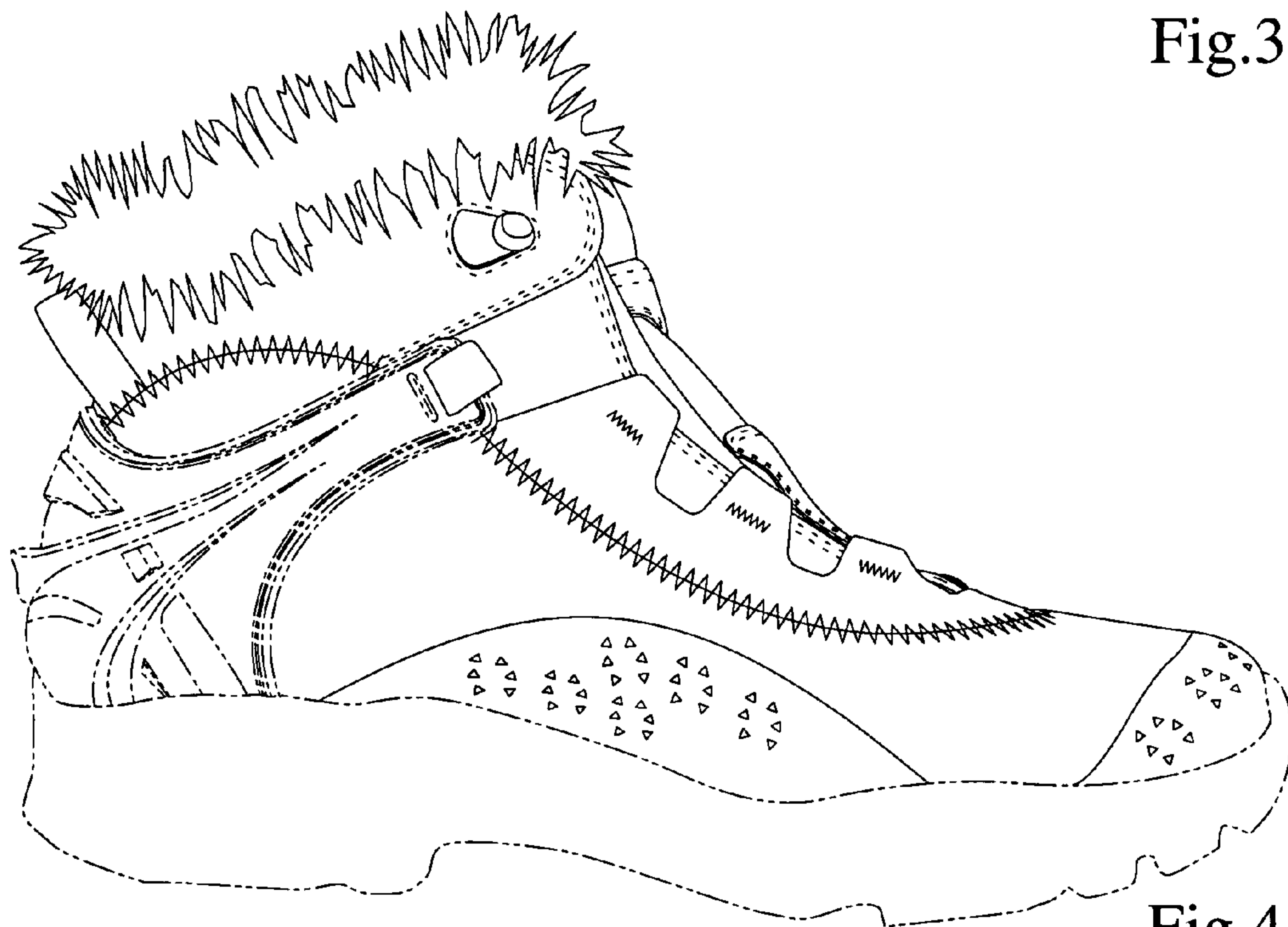


Fig.4

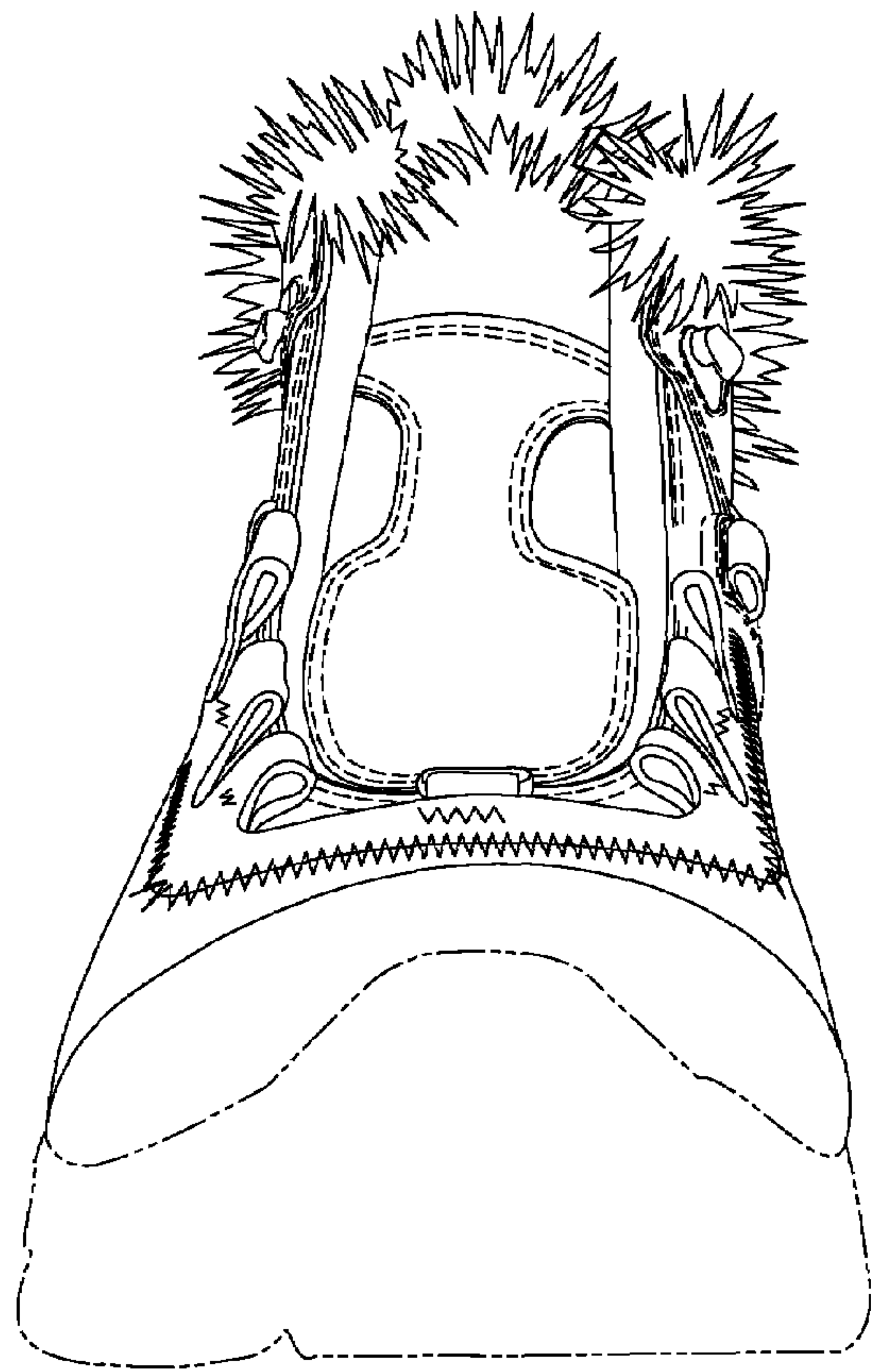


Fig.5

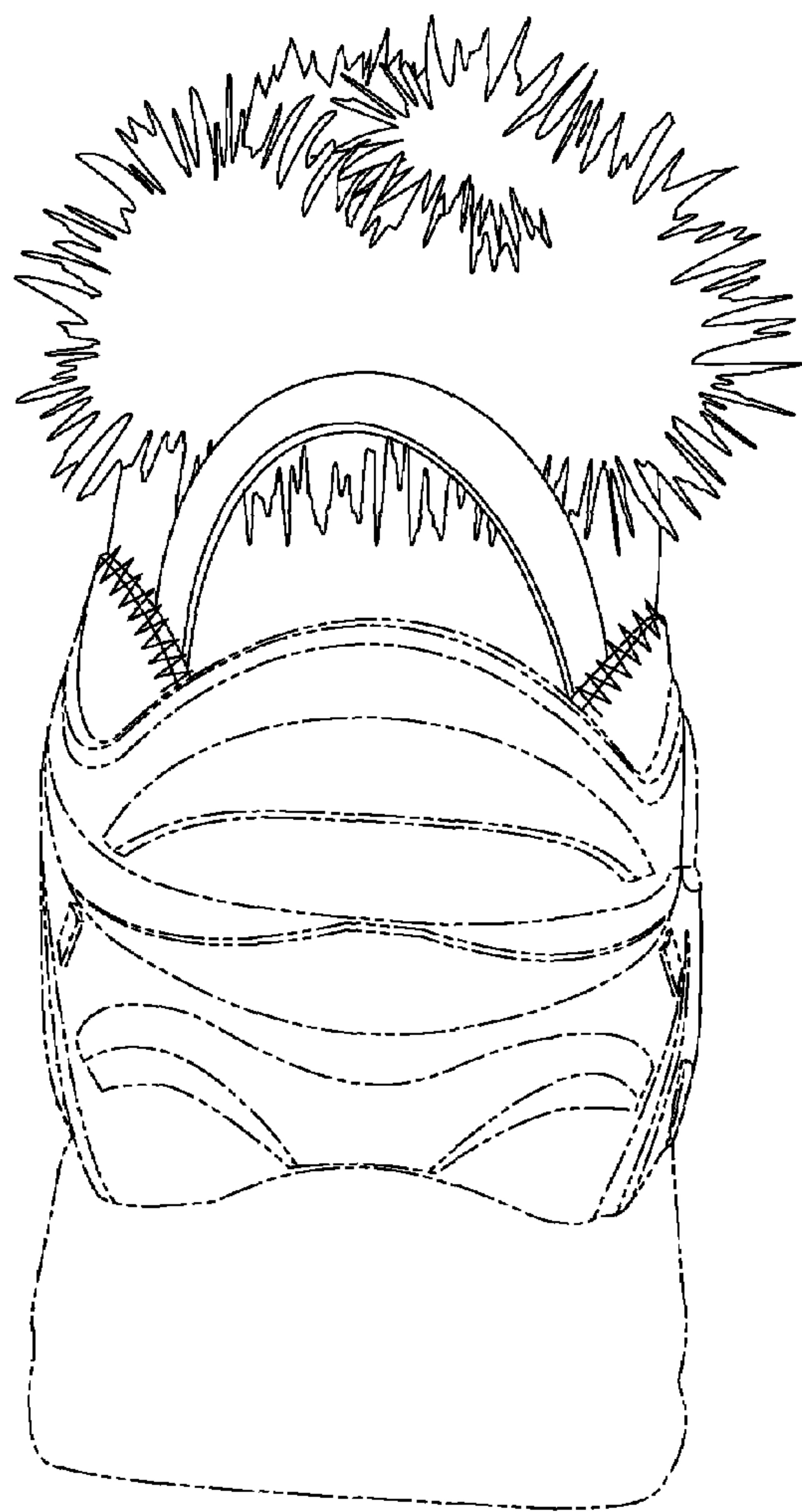


Fig.6