

US00D582651S

(12) **United States Design Patent**
Andersen et al.

(10) **Patent No.:** **US D582,651 S**
(45) **Date of Patent:** **** Dec. 16, 2008**

(54) **FOOTWEAR UPPER**

(75) Inventors: **Deborah H. Andersen**, Prevost (CA);
Grant A. Urie, Shelburne, VT (US)

(73) Assignee: **Wolverine World Wide, Inc.**, Rockford,
MI (US)

(**) Term: **14 Years**

(21) Appl. No.: **29/293,016**

(22) Filed: **Nov. 7, 2007**

(51) **LOC (8) Cl.** **02-99**

(52) **U.S. Cl.** **D2/970**

(58) **Field of Classification Search** D2/897,
D2/901, 904, 909-912, 946, 970-978; 36/45,
36/50.1, 83, 113, 114, 127, 134, 136, 1.7 R,
36/47.3, 4

See application file for complete search history.

(56) **References Cited**

U.S. PATENT DOCUMENTS

D125,568 S	*	3/1941	Hard	D2/911
D164,155 S	*	8/1951	Bingham, Jr.	D2/912
D164,397 S	*	9/1951	Alpert	D2/912
D223,792 S	*	6/1972	Martuch	D2/912
D275,144 S	*	8/1984	Radford	D2/912
D374,551 S	*	10/1996	Hatfield	D2/969
D397,842 S	*	9/1998	Davidowitz et al.	D2/910
D481,862 S		11/2003	Urie et al.		
D481,863 S		11/2003	Belley et al.		
D482,190 S		11/2003	Belley et al.		
D497,476 S		10/2004	Huard et al.		
D500,583 S		1/2005	Belley et al.		
D501,070 S		1/2005	Belley et al.		
D526,116 S		8/2006	Corbi Rico		
D533,985 S		12/2006	Belley et al.		
D539,023 S		3/2007	Belley et al.		

D539,024 S	3/2007	Belley et al.
D547,046 S	7/2007	Belley et al.
D550,443 S	9/2007	Belley et al.
D554,341 S	11/2007	Belley et al.
D554,345 S	11/2007	Andersen et al.
D556,996 S	12/2007	Belley et al.

OTHER PUBLICATIONS

Sebago Spring 2008 Catalog, pp. 38, 39 and 55.
Merrell Spring 2008 Catalog, pp. 77 and 95.

* cited by examiner

Primary Examiner—Stella M Reid

Assistant Examiner—Rashida C McCoy

(74) *Attorney, Agent, or Firm*—Warner Norcross & Judd LLP

(57) **CLAIM**

The ornamental design for footwear upper, as shown and described.

DESCRIPTION

FIG. 1 is a perspective view of the footwear upper embodying the new design;

FIG. 2 is an enlarged top plan view thereof;

FIG. 3 is a reduced right side view thereof;

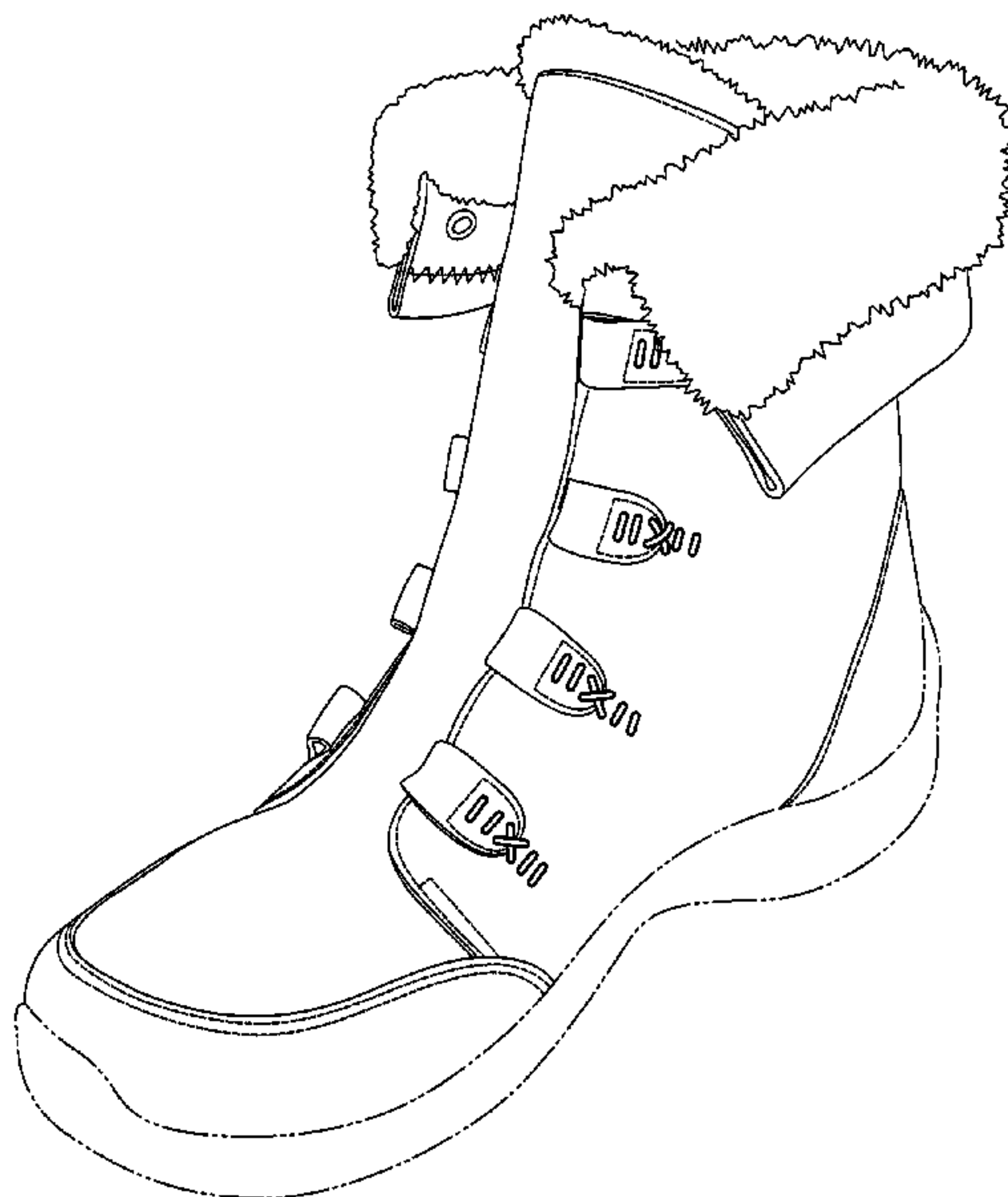
FIG. 4 is a reduced left side view thereof;

FIG. 5 is a reduced front view thereof; and,

FIG. 6 is a reduced rear view thereof.

FIGS. 1-6 show features of an article of footwear in phantom lines. These features are shown for environmental purposes and do not form any part of the claimed design. Further, the phantom lines immediately adjacent the solid-line portions of the design form the boundary of the design, with the phantom lines forming no part of the claimed design.

1 Claim, 4 Drawing Sheets






Fig. 1

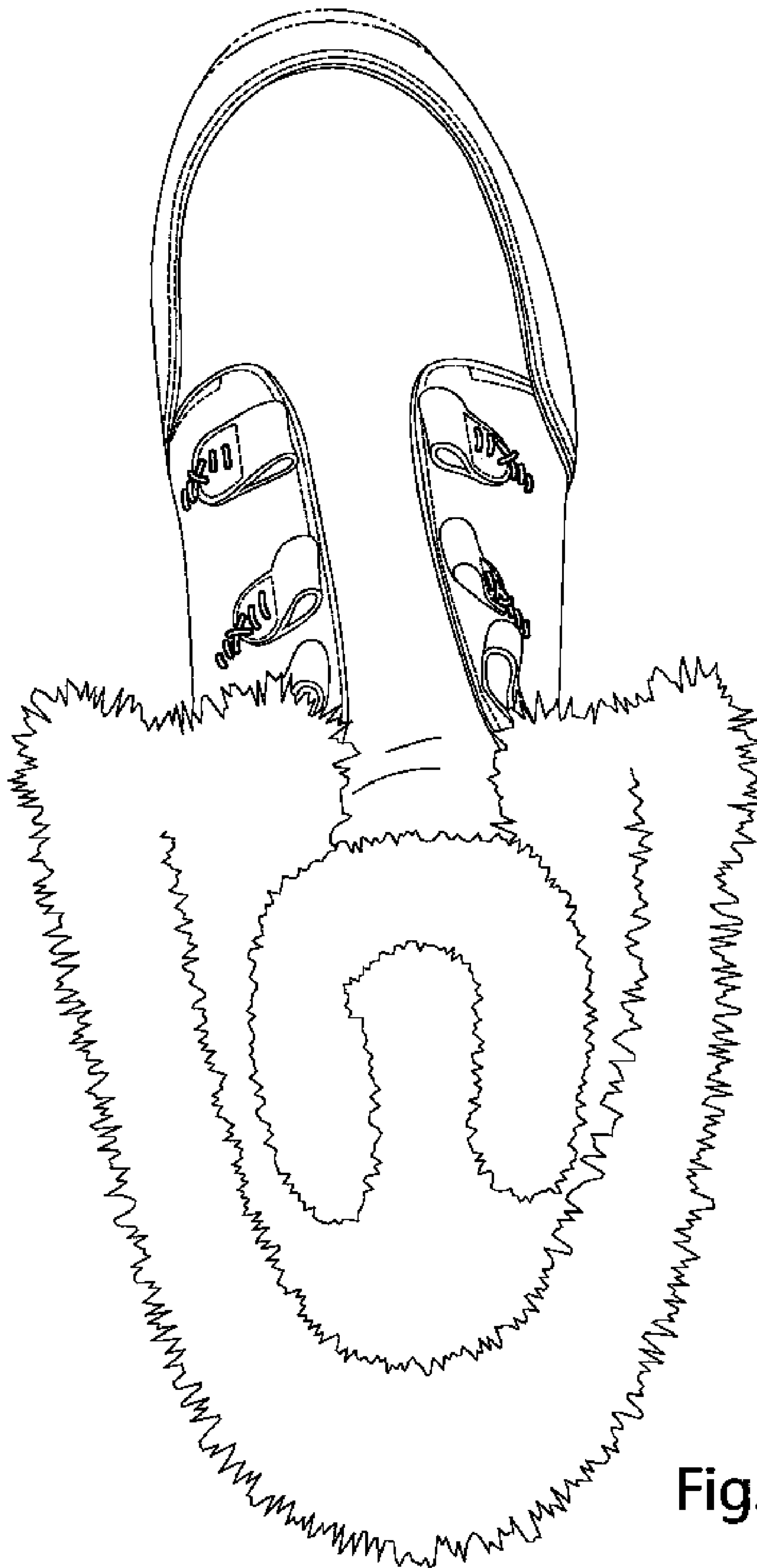


Fig. 2



Fig. 3

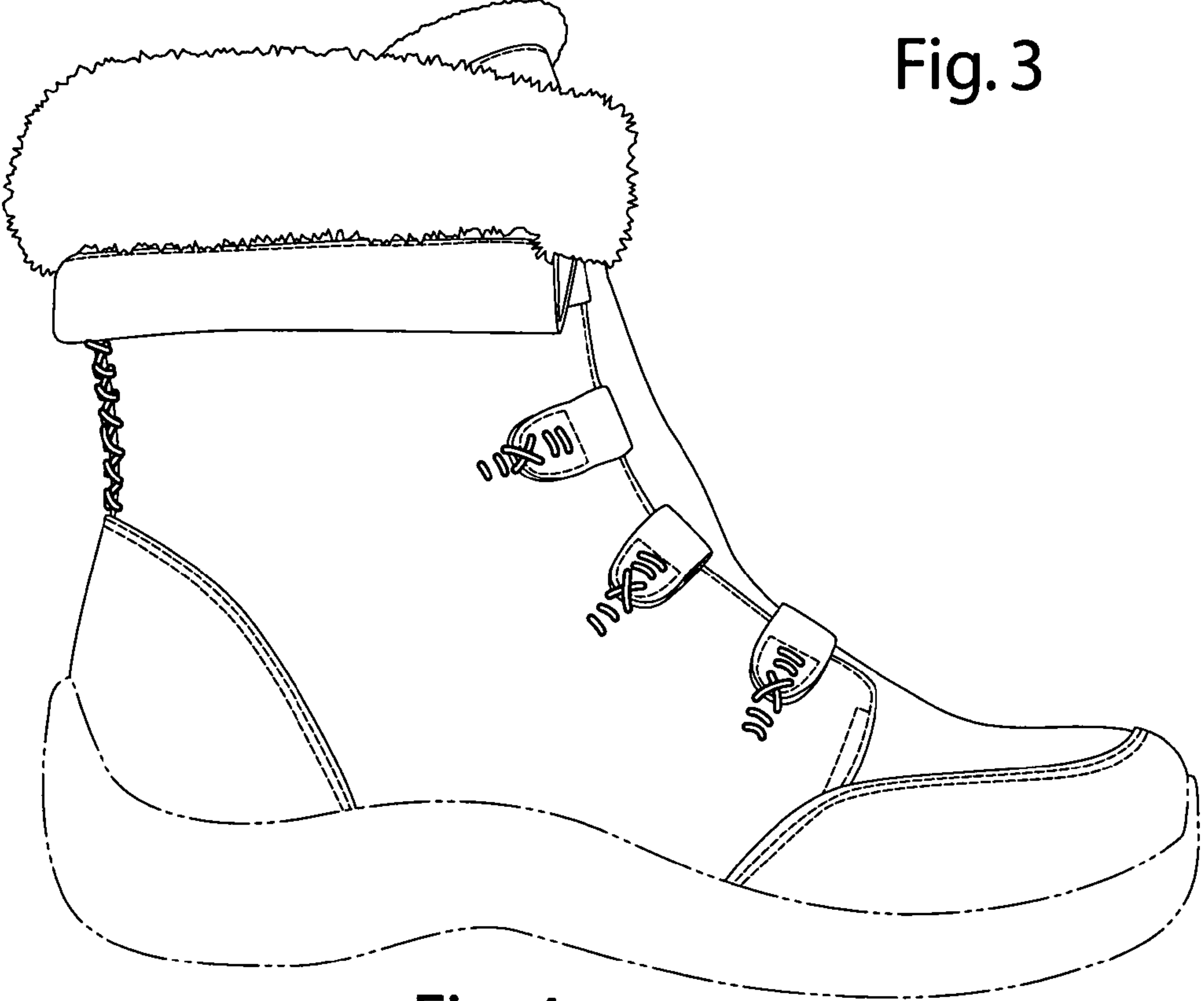


Fig. 4

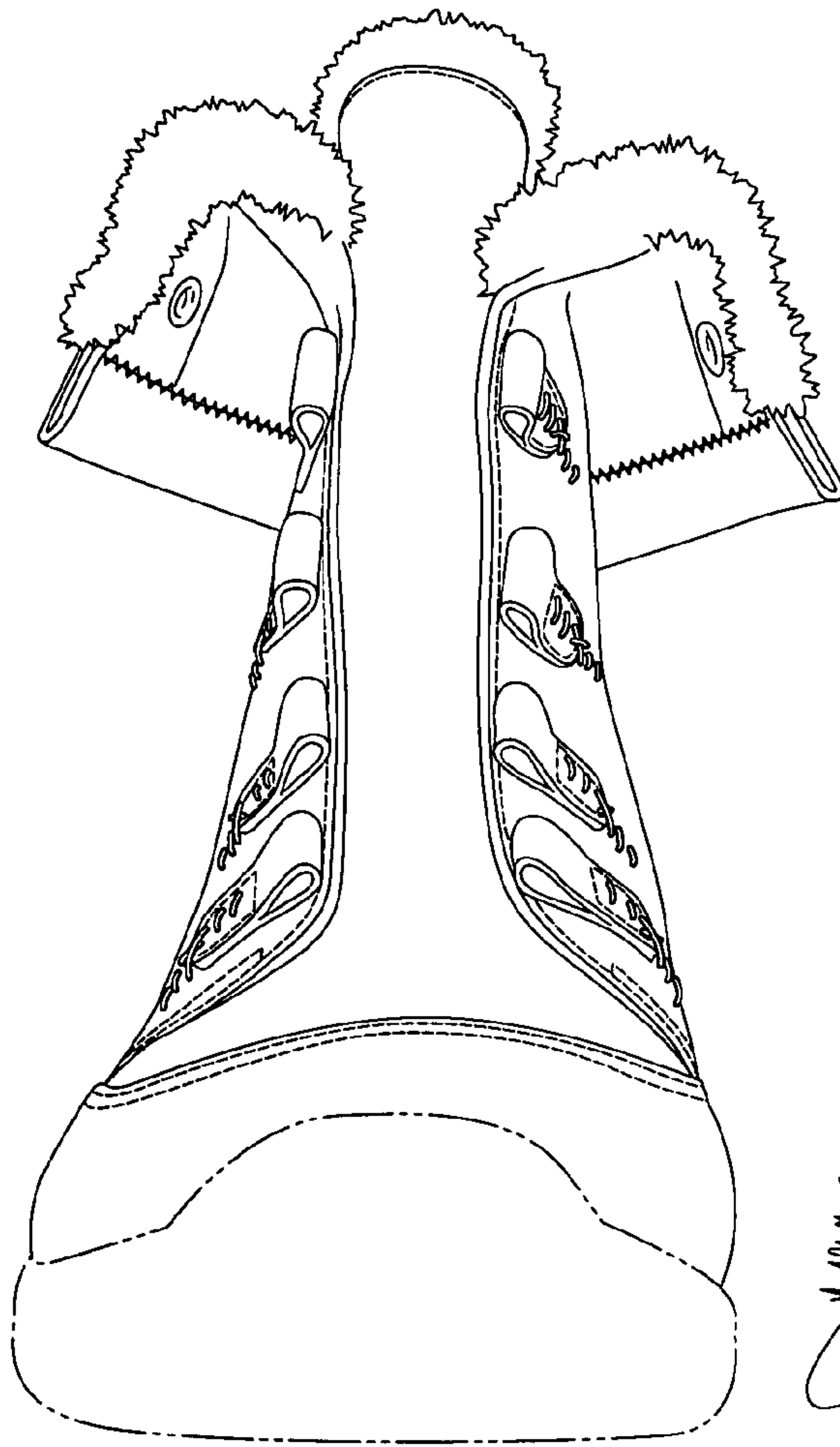


Fig. 5

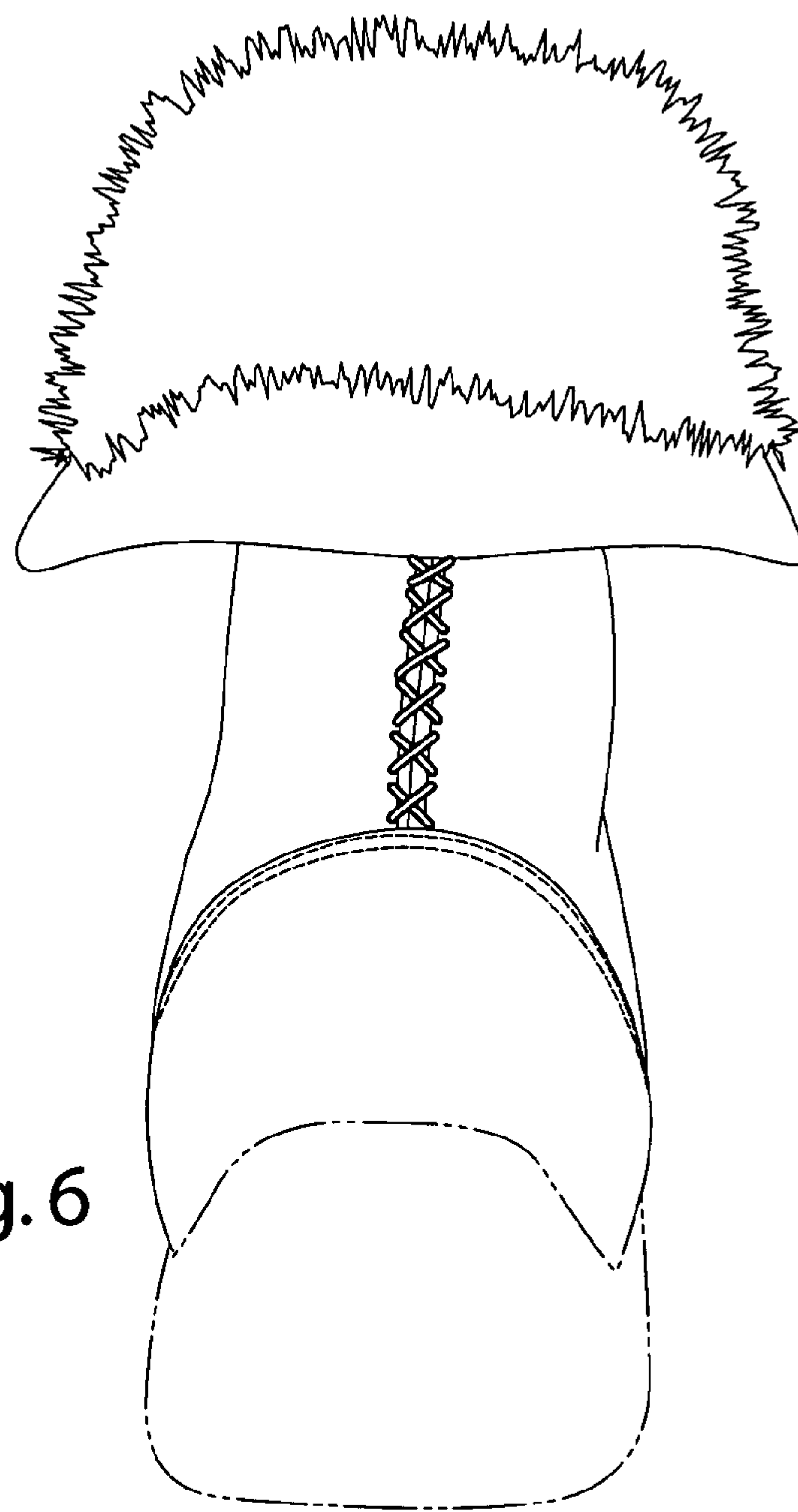


Fig. 6