



US00D582649S

(12) **United States Design Patent**
St-Louis et al.

(10) **Patent No.:** **US D582,649 S**

(45) **Date of Patent:** **** Dec. 16, 2008**

(54) **FOOTWEAR UPPER**

(75) Inventors: **Julie St-Louis**, Montreal (CA); **Manon Belley**, Laval (CA); **Cristian Ardissono**, Venegazzu del Montello (IT)

(73) Assignee: **Wolverine World Wide, Inc.**, Rockford, MI (US)

(**) Term: **14 Years**

(21) Appl. No.: **29/307,966**

(22) Filed: **May 20, 2008**

(51) **LOC (8) Cl.** **02-99**

(52) **U.S. Cl.** **D2/969**

(58) **Field of Classification Search** D2/896-900,
D2/903, 916-925, 943, 952, 969, 971; 36/45,
36/11.5, 8.1, 77 M, 77 R, 83, 7
See application file for complete search history.

(56) **References Cited**

U.S. PATENT DOCUMENTS

2,167,035	A	*	7/1939	Max	36/169
2,894,338	A	*	7/1959	Scholl	36/171
D362,745	S	*	10/1995	Skrivanek	D2/916
D368,798	S	*	4/1996	Tong	D2/969
D385,094	S	*	10/1997	Hardigan	D2/969
D417,947	S	*	12/1999	Lavertue et al.	D2/969
D438,695	S		3/2001	Matis et al.		
D442,359	S		5/2001	Matis et al.		
D442,769	S		5/2001	Matis et al.		
D452,367	S		12/2001	Rogers et al.		
D455,003	S		4/2002	Rogers et al.		
D486,627	S		2/2004	Rogers et al.		
D486,957	S		2/2004	Rogers et al.		
D487,620	S		3/2004	Robbins		
D487,624	S		3/2004	Rogers et al.		
D504,212	S		4/2005	Schoenborn et al.		
D504,215	S		4/2005	Matis et al.		
D504,561	S		5/2005	Matis		

D505,000	S	5/2005	Schoenborn et al.
D505,003	S	5/2005	Robbins et al.
D527,873	S	9/2006	Schoenborn et al.
D532,589	S	11/2006	Belley et al.
D534,715	S	1/2007	Belley et al.
D534,716	S	1/2007	Matis et al.
D534,717	S	1/2007	Matis et al.
D539,019	S	3/2007	Matis et al.
D544,186	S	6/2007	Matis et al.
D563,658	S	3/2008	St-Louis et al.
D564,196	S	3/2008	Matis et al.
D566,954	S	4/2008	St-Louis et al.

* cited by examiner

Primary Examiner—Stella M Reid

Assistant Examiner—Rashida C McCoy

(74) *Attorney, Agent, or Firm*—Warner Norcross & Judd LLP

(57) **CLAIM**

The ornamental design for footwear upper, as shown and described.

DESCRIPTION

FIG. 1 is a perspective view of the footwear upper embodying the new design;

FIG. 2 is a top view thereof;

FIG. 3 is a right side view thereof;

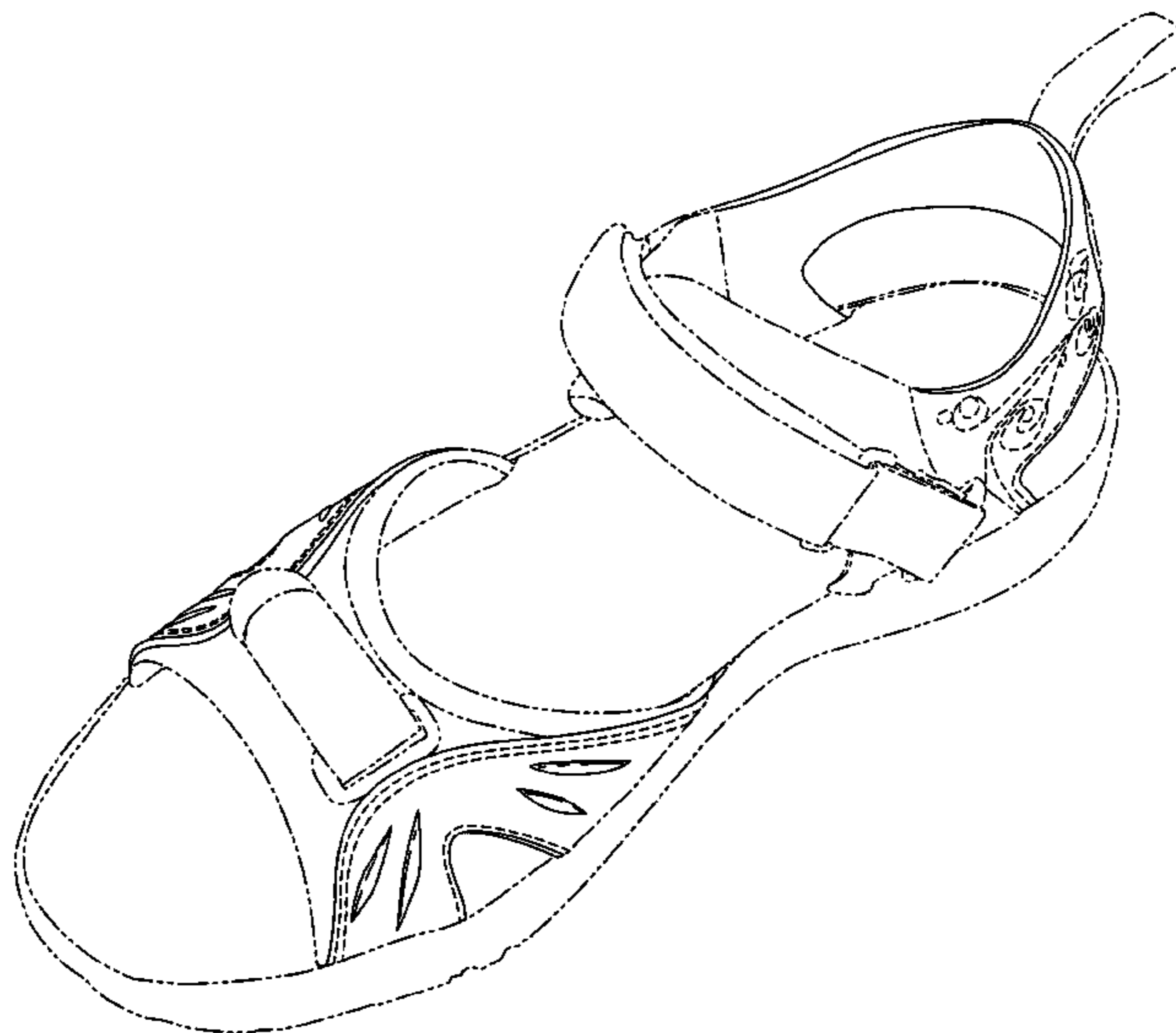
FIG. 4 is a left side view thereof;

FIG. 5 is a front view thereof; and,

FIG. 6 is a rear view thereof.

FIGS. 1-6 show features of an article of footwear in phantom lines. These features are shown for environmental purposes and do not form any part of the claimed design. Further, the phantom lines immediately adjacent the solid-line portions of the design form the boundary of the design, with the phantom lines forming no part of the claimed design.

1 Claim, 4 Drawing Sheets



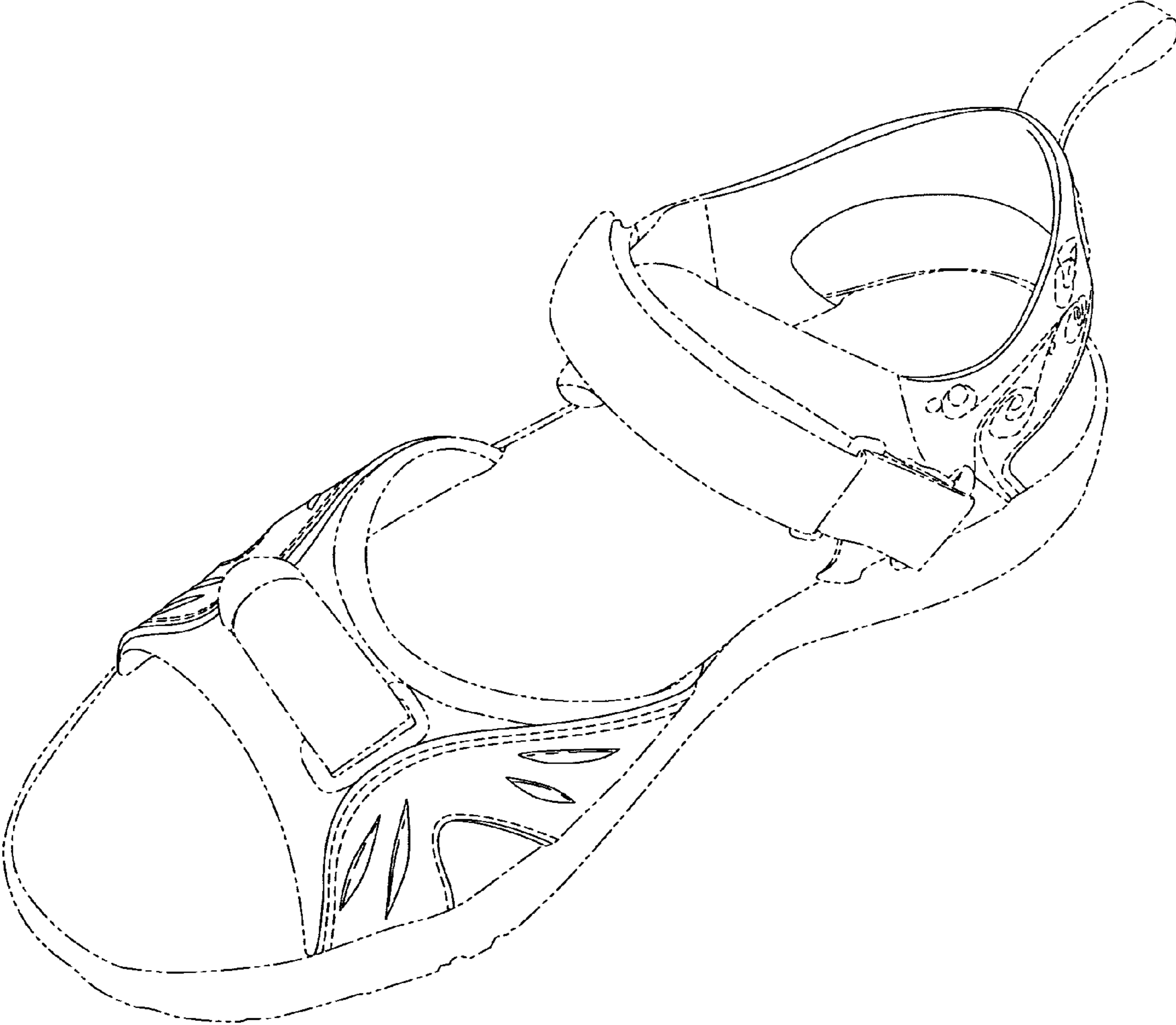


Fig. 1

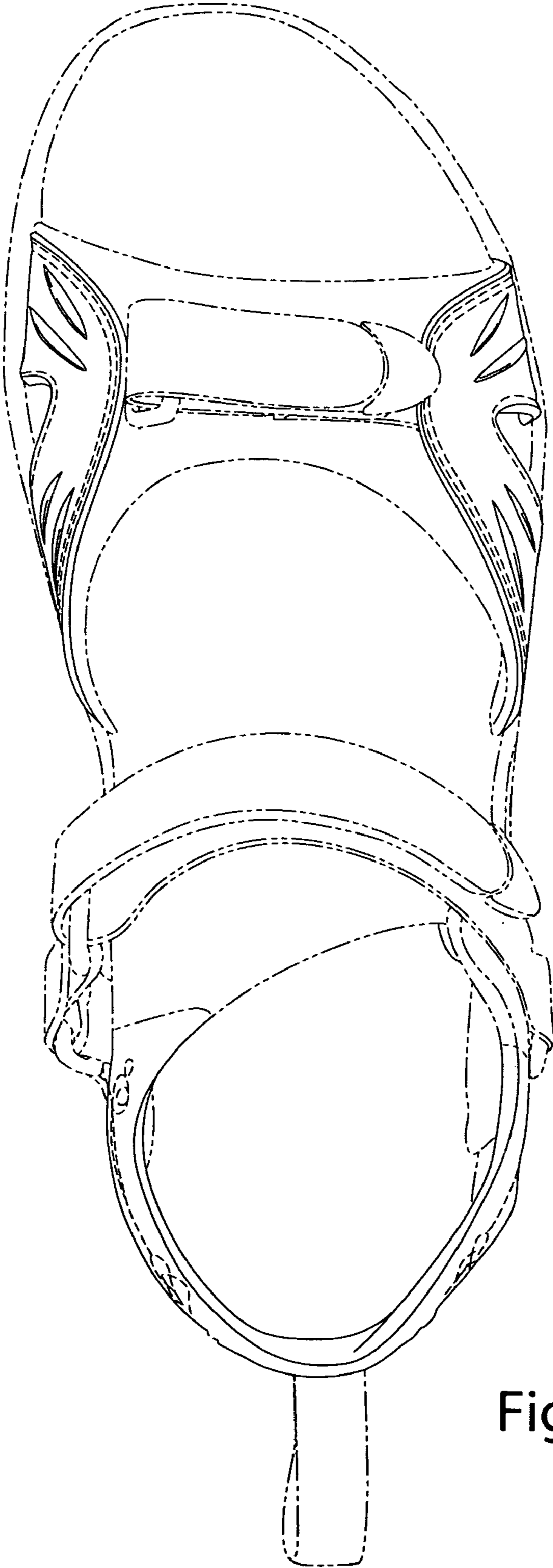


Fig. 2

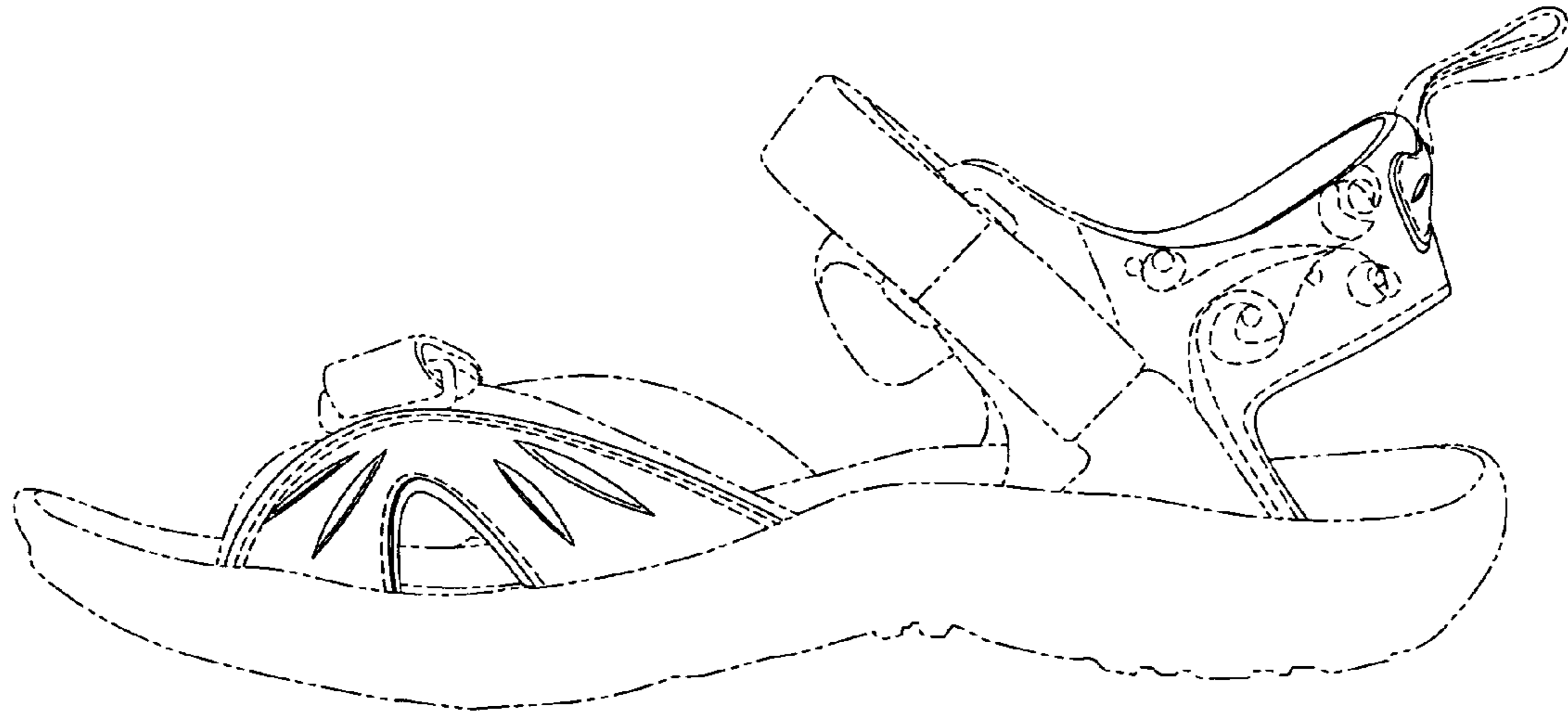


Fig. 3

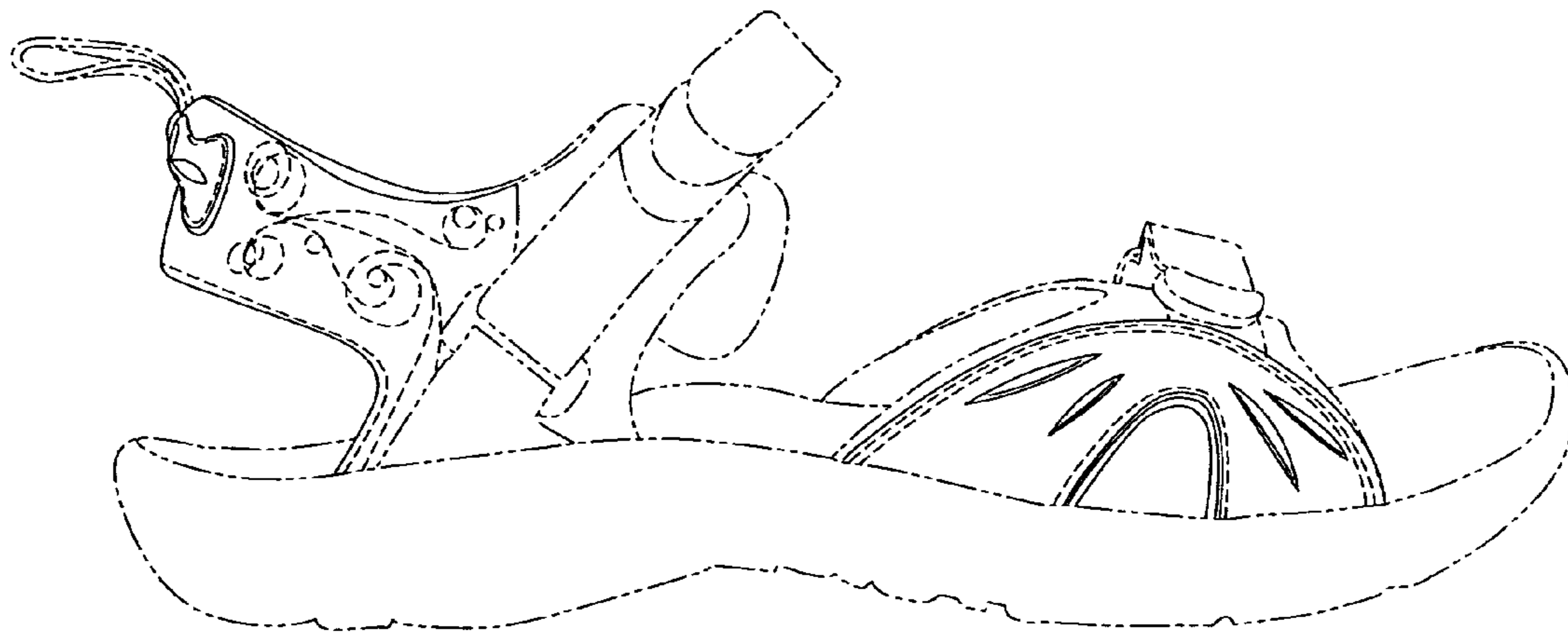


Fig. 4

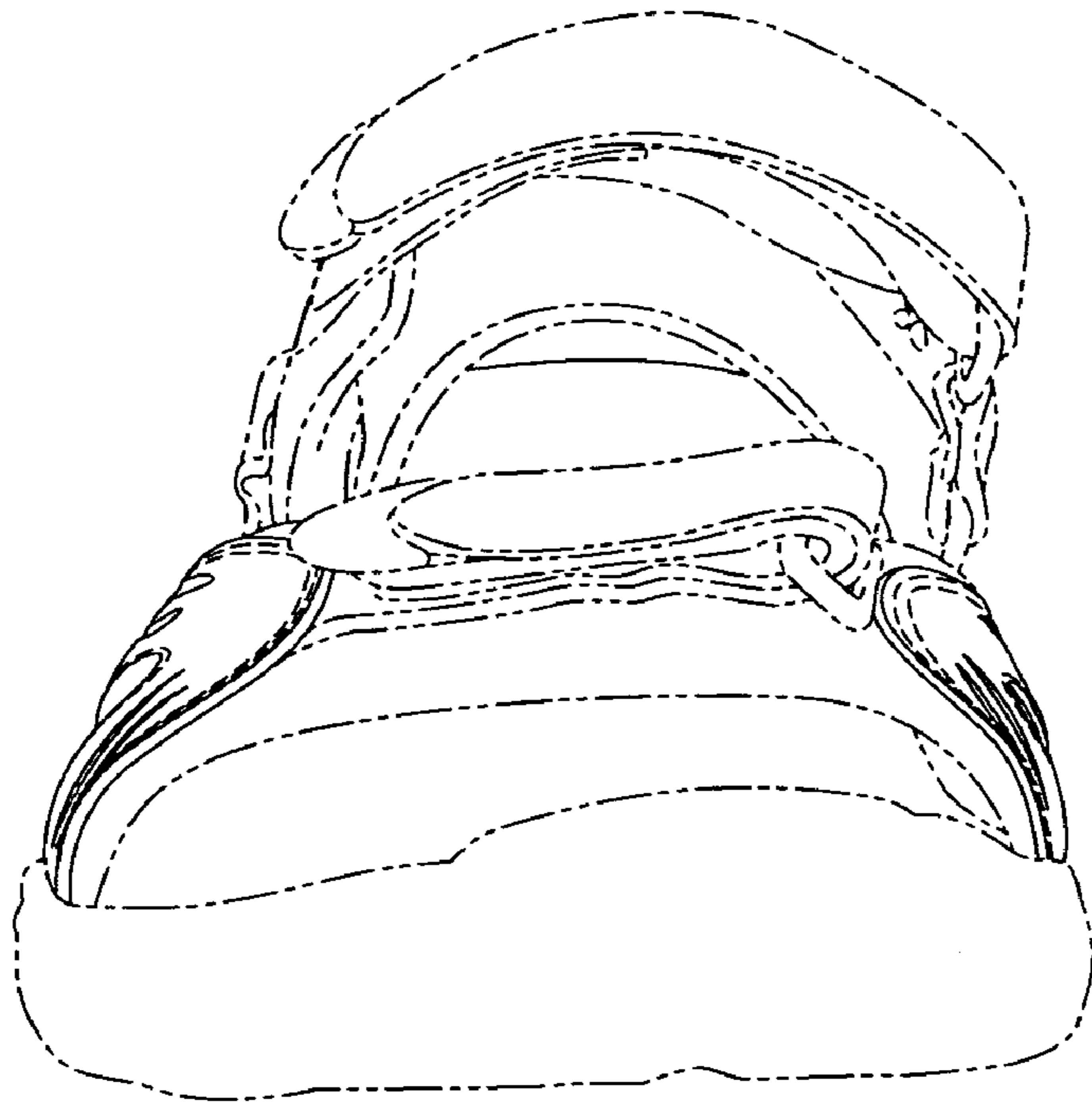


Fig. 5

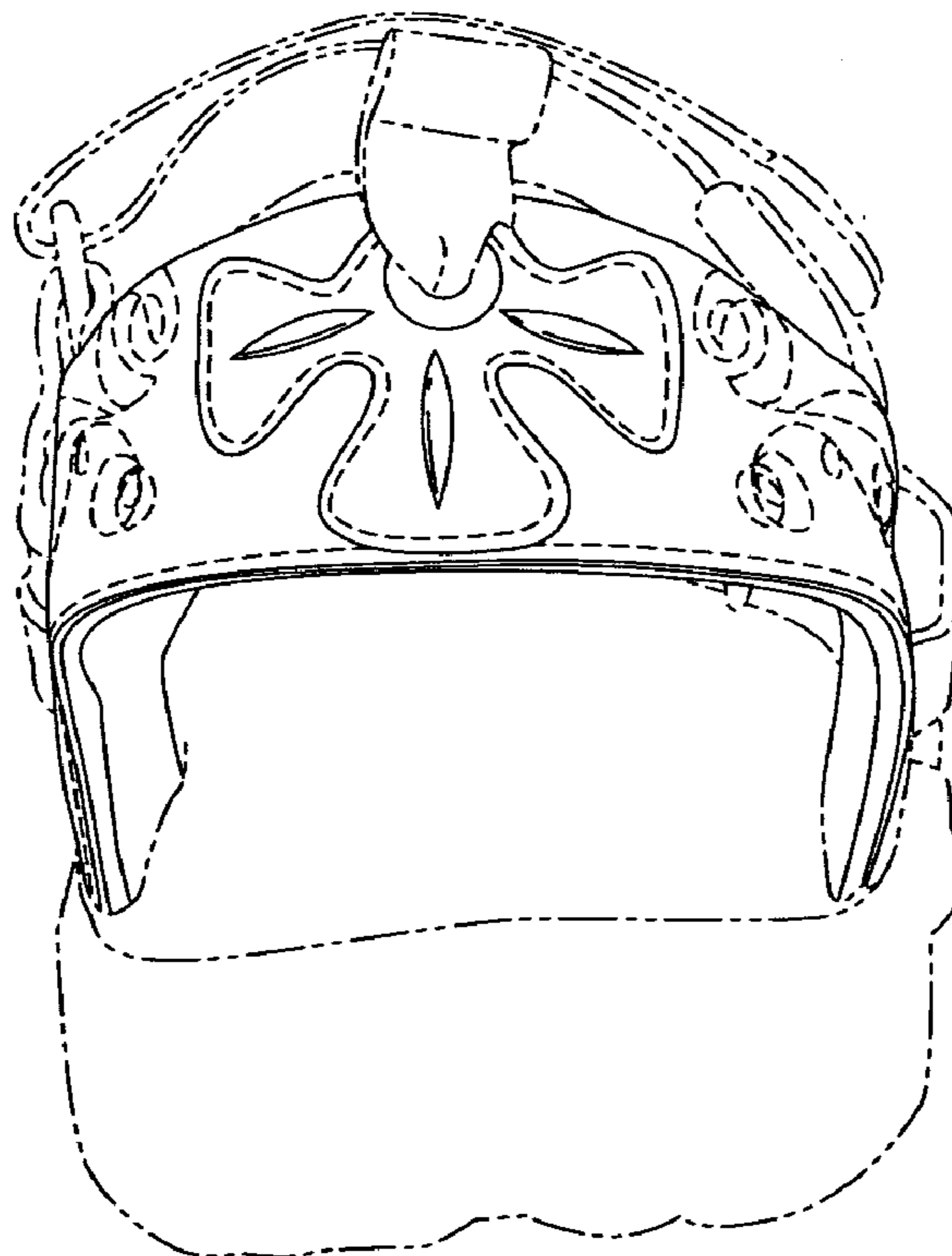


Fig. 6