



US00D582646S

(12) **United States Design Patent**  
**Belley et al.**

(10) **Patent No.:** **US D582,646 S**  
(45) **Date of Patent:** **\*\* Dec. 16, 2008**

(54) **FOOTWEAR UPPER**

(75) Inventors: **Manon Belley**, Laval (CA); **Martin W. F. Dean**, St. Albans (GB)

(73) Assignee: **Wolverine World Wide, Inc.**, Rockford, MI (US)

(\*\*) Term: **14 Years**

(21) Appl. No.: **29/293,114**

(22) Filed: **Nov. 7, 2007**

(51) **LOC (8) Cl.** ..... **02-99**

(52) **U.S. Cl.** ..... **D2/969**

(58) **Field of Classification Search** ..... D2/902,  
D2/906-908, 943, 944, 969, 972-974, 905;  
36/45, 77 M, 77 R, 83, 113, 114, 126-131  
See application file for complete search history.

(56) **References Cited**

**U.S. PATENT DOCUMENTS**

D448,148 S	9/2001	Matis et al.
D480,543 S	10/2003	Robbins
D487,335 S	3/2004	Robbins
D487,619 S	3/2004	Matis
D487,957 S	4/2004	Robbins
D487,961 S	4/2004	Robbins
D500,196 S	12/2004	Belley
D501,295 S	2/2005	Belley et al.
D501,298 S	2/2005	Robbins et al.
D501,982 S	2/2005	Belley et al.
D504,560 S	5/2005	Robbins et al.
D507,864 S	8/2005	Robbins et al.
D514,299 S	2/2006	Ardissono et al.
D514,789 S	2/2006	Robbins et al.
D514,791 S	2/2006	Ardissono et al.
D517,302 S	3/2006	Ardissono
D537,612 S	3/2007	Belley et al.
D538,521 S	3/2007	Matis et al.

D546,535 S	7/2007	Belley et al.
D547,040 S	7/2007	Belley et al.
D547,043 S	7/2007	Matis et al.
D547,044 S	7/2007	Belley et al.
D547,535 S	7/2007	Matis et al.
D554,843 S	11/2007	Matis
D561,451 S *	2/2008	Belley et al. .... D2/969

**OTHER PUBLICATIONS**

Merrell Fall 2007 Catalog, pp. 86 and 87.  
Merrell Spring 2006 Catalog, pp. 50 and 51.  
Hush Puppies Men's Spring 2008 Catalog, p. 13.

\* cited by examiner

*Primary Examiner*—Dominic Simone

(74) *Attorney, Agent, or Firm*—Warner Norcross & Judd LLP

(57) **CLAIM**

The ornamental design for footwear upper, as shown and described.

**DESCRIPTION**

FIG. 1 is a perspective view of the footwear upper embodying the new design;

FIG. 2 is a top view thereof;

FIG. 3 is a right side view thereof;


FIG. 4 is a left side view thereof;

FIG. 5 is a front view thereof; and,

FIG. 6 is a rear view thereof.

FIGS. 1-6 show features of an article of footwear in phantom lines. These features are shown for environmental purposes and do not form any part of the claimed design. Further, the phantom lines immediately adjacent the solid-line portions of the design form the boundary of the design, with the phantom lines forming no part of the claimed design.

**1 Claim, 4 Drawing Sheets**






Fig. 1

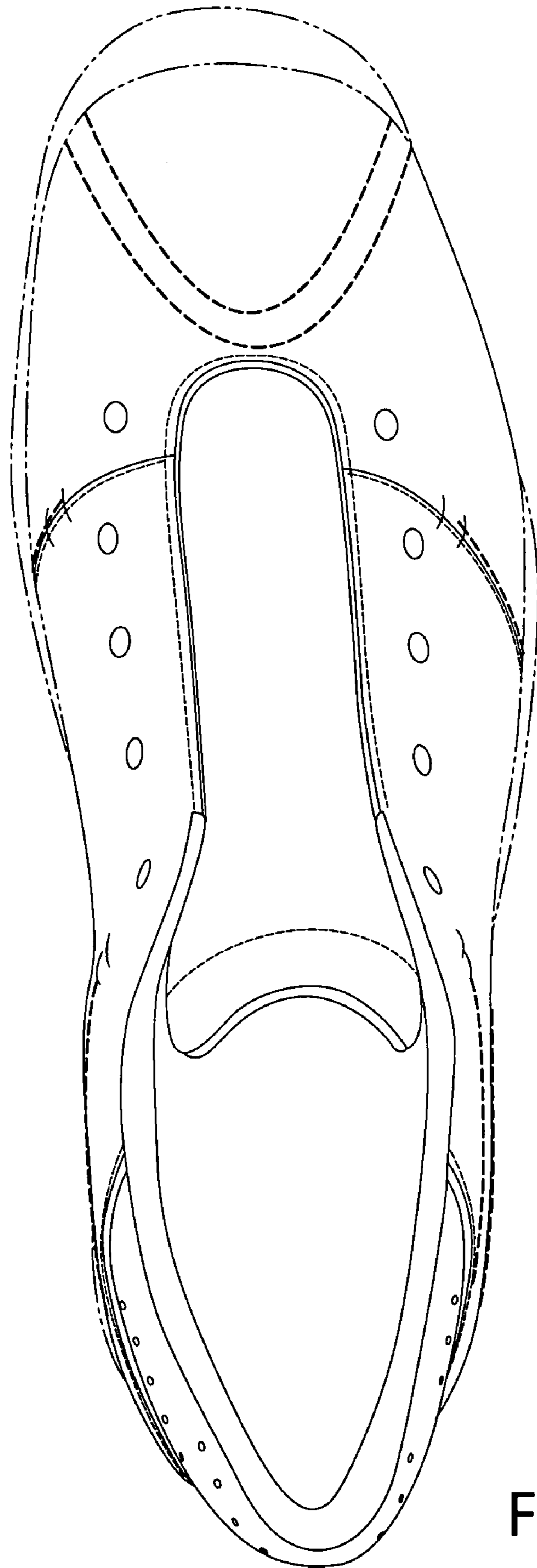


Fig. 2

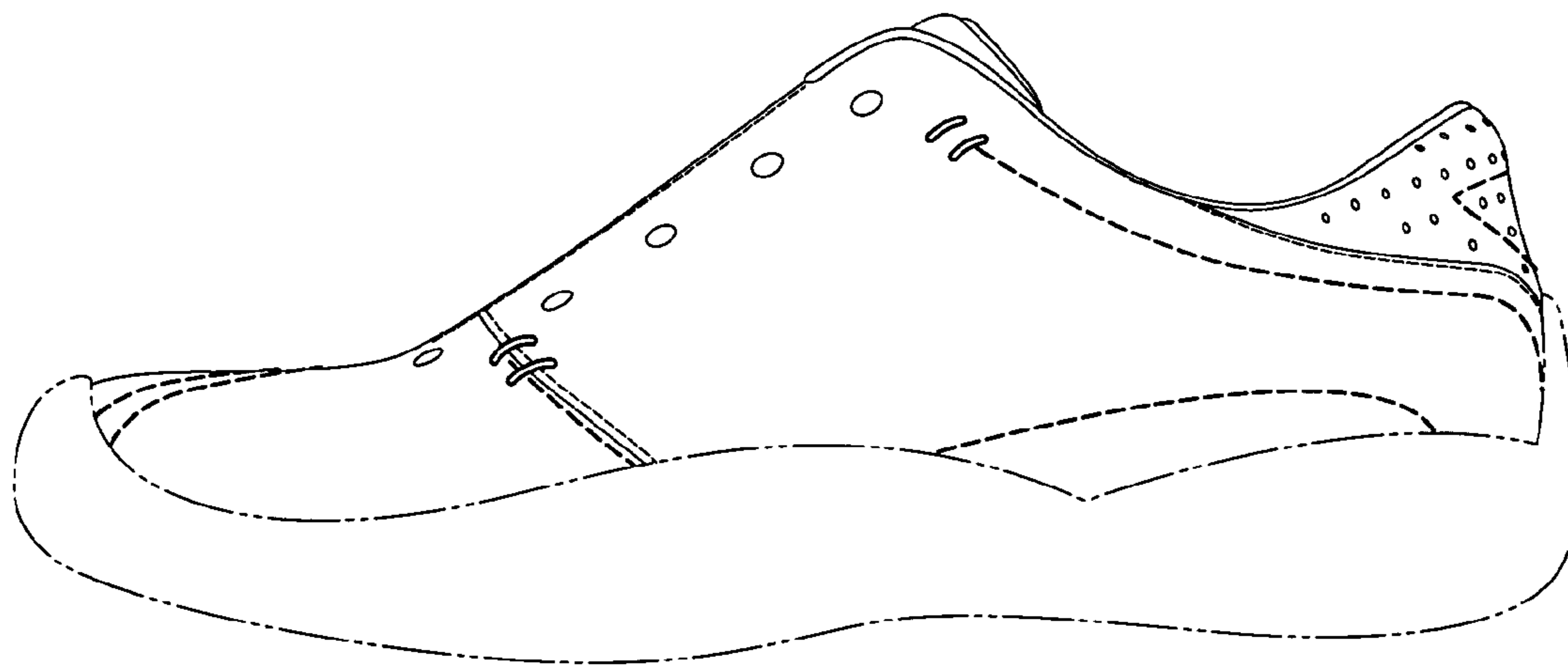


Fig. 3

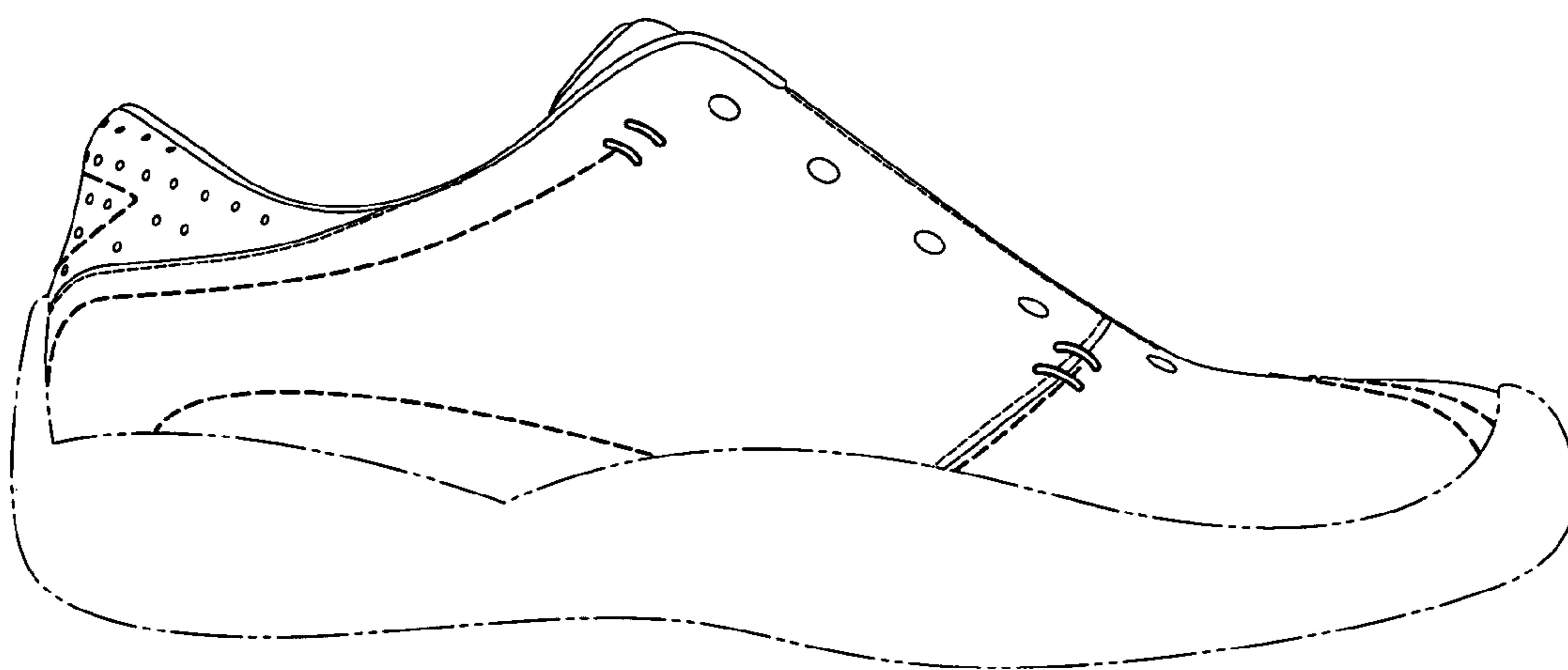


Fig. 4

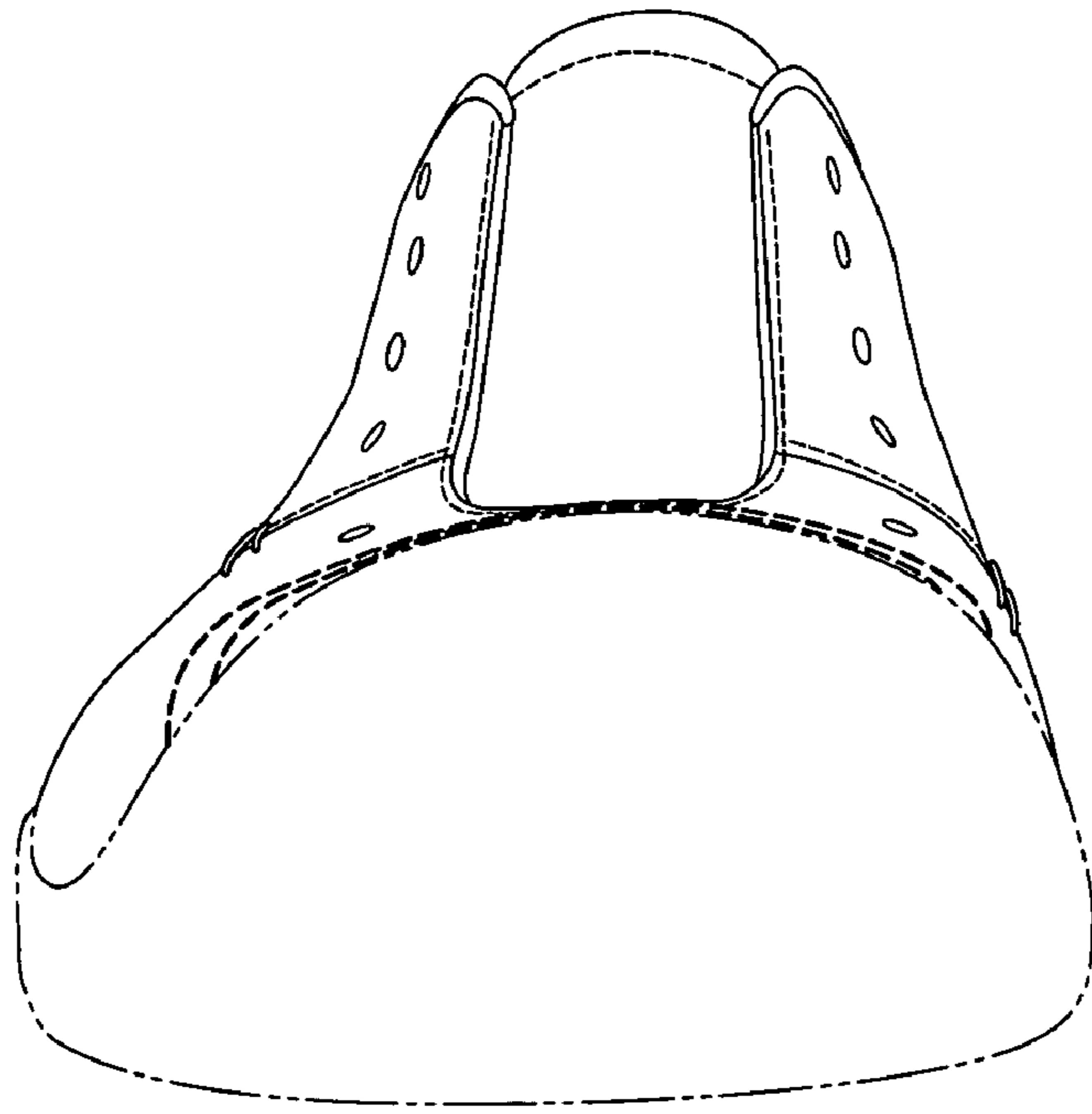


Fig. 5

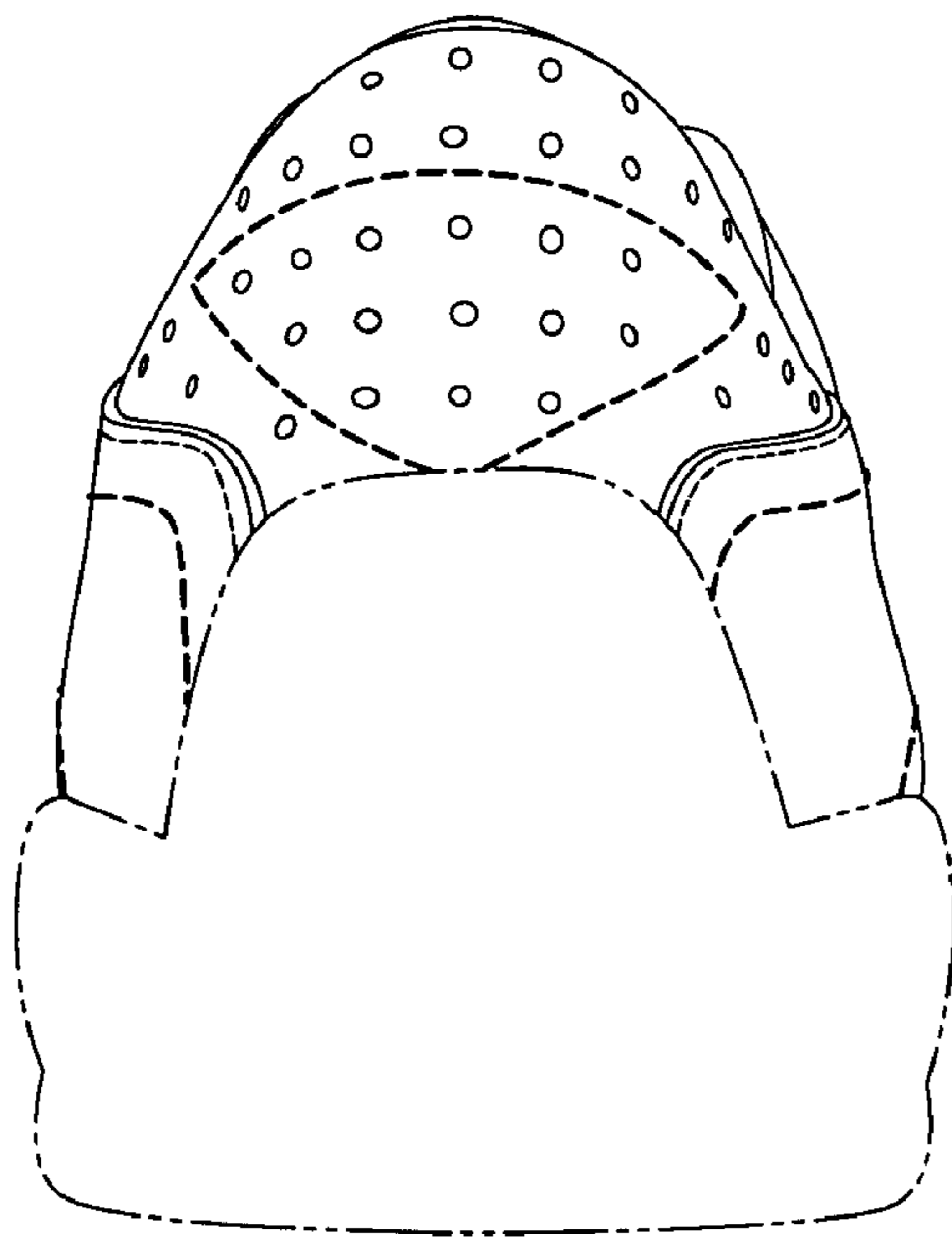


Fig. 6