



US00D582640S

(12) **United States Design Patent**  
**Rosenbaum**

(10) **Patent No.:** **US D582,640 S**

(45) **Date of Patent:** **\*\* Dec. 16, 2008**

(54) **SHOE OUTSOLE**

(76) **Inventor:** **Ori Rosenbaum**, 2545 Iris Way, Laguna Beach, CA (US) 92651

(\*\*) **Term:** **14 Years**

(21) **Appl. No.:** **29/284,805**

(22) **Filed:** **Sep. 14, 2007**

(51) **LOC (8) Cl.** ..... **02-04**

(52) **U.S. Cl.** ..... **D2/953; D2/951**

(58) **Field of Classification Search** ..... D2/902,  
D2/946, 947, 948, 951, 952, 953, 954, 955,  
D2/956, 957, 958, 960; 36/3 B, 22 R, 24.5,  
36/25 R, 32 R, 67 A, 59 C, 103, 105, 106,  
36/110, 117.3

See application file for complete search history.

(56) **References Cited**

**U.S. PATENT DOCUMENTS**

30,391	A *	10/1860	Dexter	.....	36/3 B
D157,989	S *	4/1950	Lussier	.....	D2/954
D190,162	S *	4/1961	Hubbard	.....	D2/960
3,662,478	A *	5/1972	Schwab	.....	36/59 C
D262,327	S *	12/1981	Foster	.....	D2/955
D266,371	S *	10/1982	Stubblefield	.....	D2/960
D266,797	S *	11/1982	Lucarelli et al.	.....	D2/960
D325,668	S *	4/1992	Bianchini et al.	.....	D2/956
D388,597	S *	1/1998	Gavigan	.....	D2/960
D399,345	S *	10/1998	Koh	.....	D2/960
D404,544	S *	1/1999	Tzenos et al.	.....	D2/909
D404,898	S *	2/1999	Hudson	.....	D2/953

D414,919	S *	10/1999	Begg et al.	.....	D2/953
D425,689	S *	5/2000	Jannard et al.	.....	D2/956
D471,696	S *	3/2003	Recchi	.....	D2/960
D482,187	S *	11/2003	McClaskie	.....	D2/960
D487,184	S *	3/2004	Issler	.....	D2/953
D489,884	S *	5/2004	Recchi	.....	D2/960
D494,748	S *	8/2004	McClaskie	.....	D2/953
6,789,332	B1 *	9/2004	Scholz	.....	36/27
D500,914	S *	1/2005	Ammon	.....	D2/953
D507,397	S *	7/2005	McClaskie	.....	D2/957
D533,708	S *	12/2006	Earle	.....	D2/956
2008/0010860	A1 *	1/2008	Gyr	.....	36/89

\* cited by examiner

*Primary Examiner*—Celia A Murphy

(74) *Attorney, Agent, or Firm*—Snell & Wilmer L. L. P.

(57) **CLAIM**

I claim the ornamental design for a shoe outsole, as shown and described.

**DESCRIPTION**

FIG. 1 is a bottom view of the shoe outsole;

FIG. 2 is a left side view of the shoe outsole;

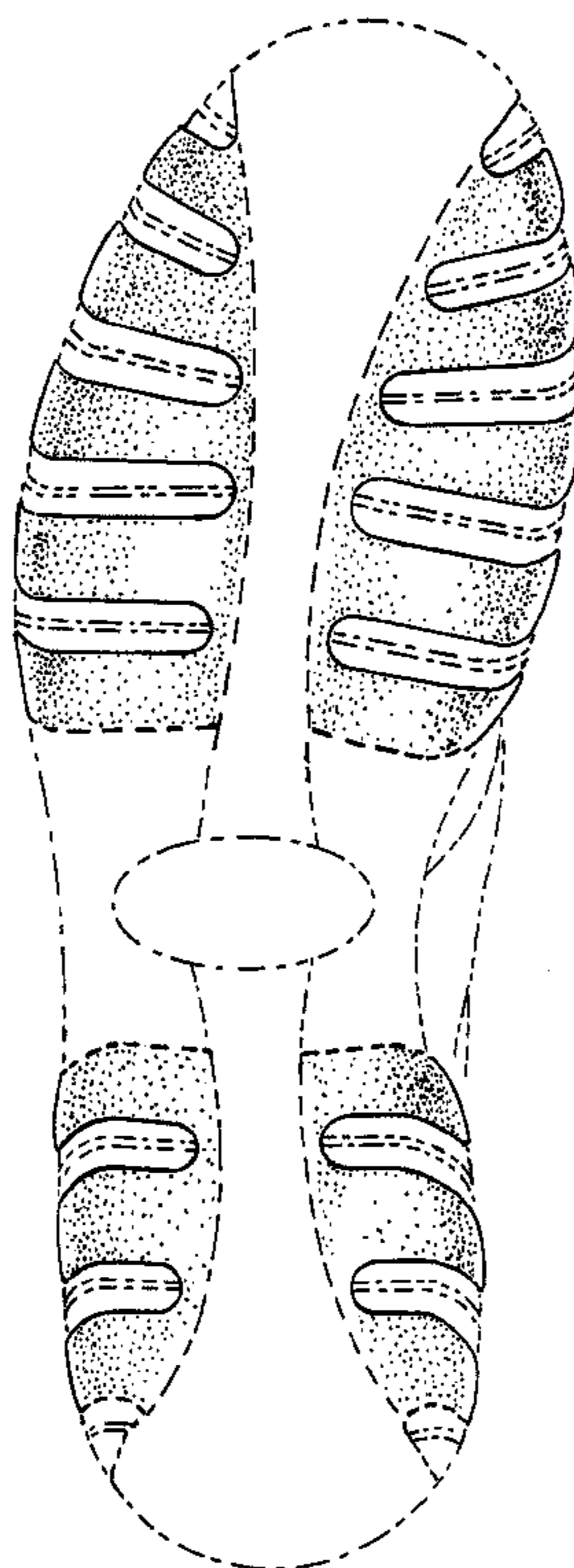
FIG. 3 is a right side view of the shoe outsole;

FIG. 4 is a front view of the shoe outsole; and,

FIG. 5 is a rear view of the shoe outsole.

The broken lines in the FIGURES showing the remainder of the shoe are for illustrative purposes only and form no part of the claimed design.

**1 Claim, 5 Drawing Sheets**



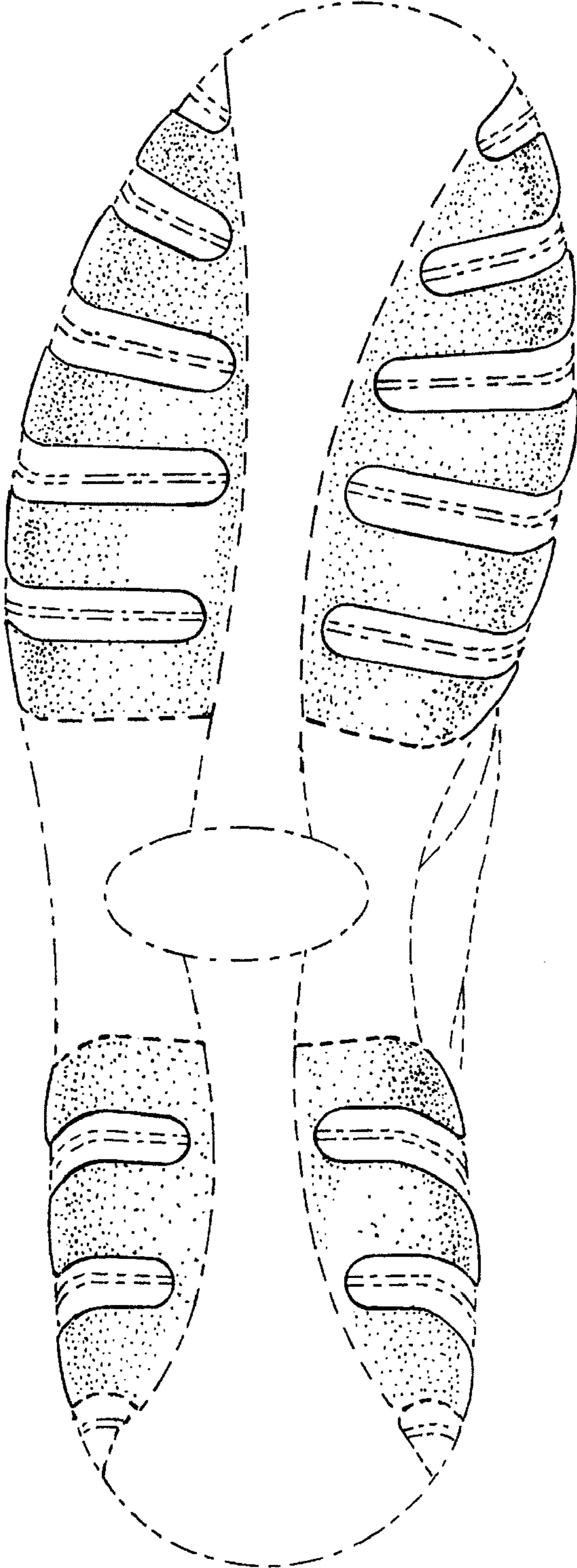


FIG. 1

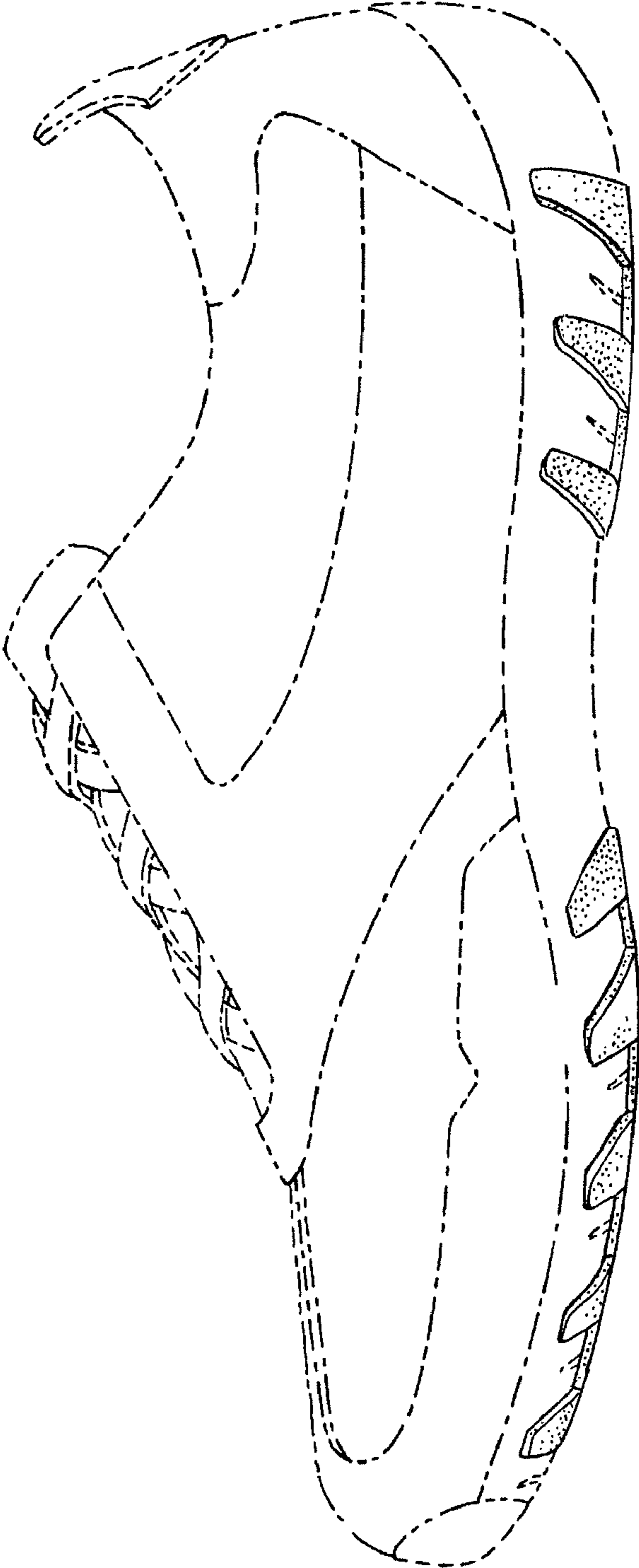


FIG. 2

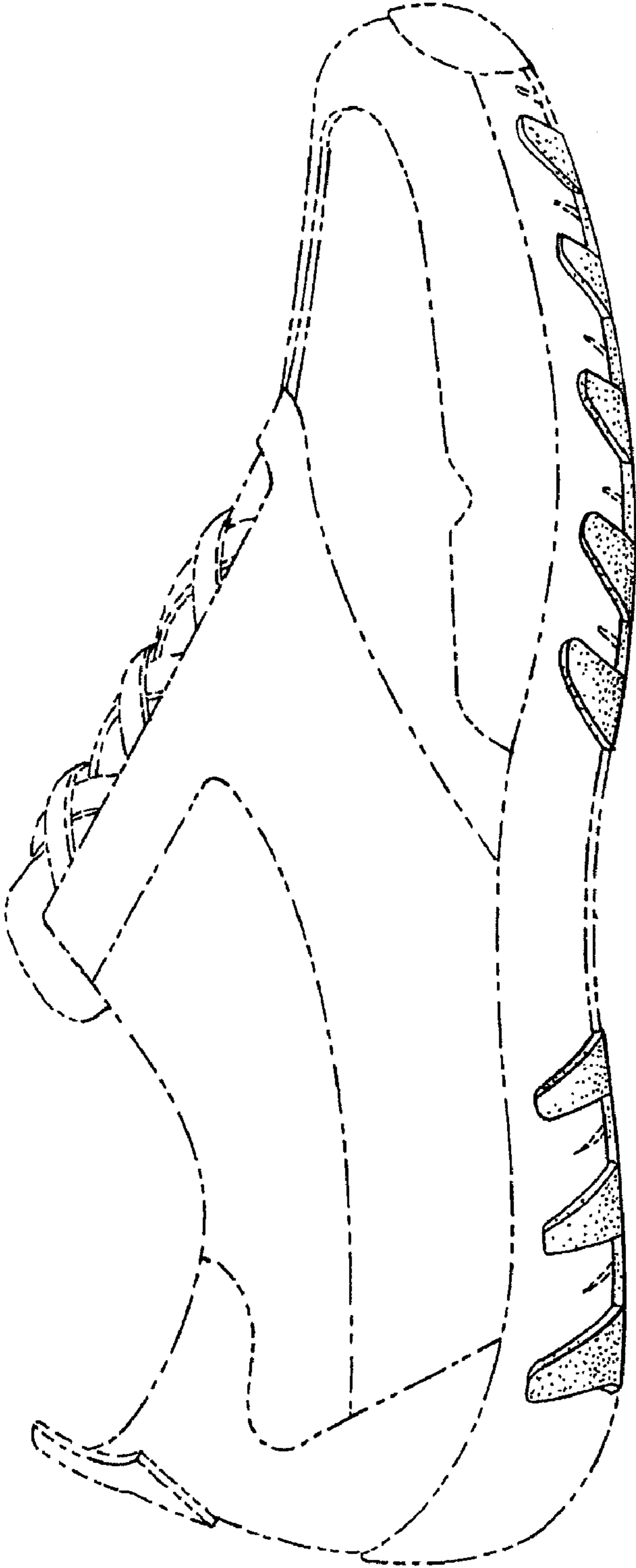
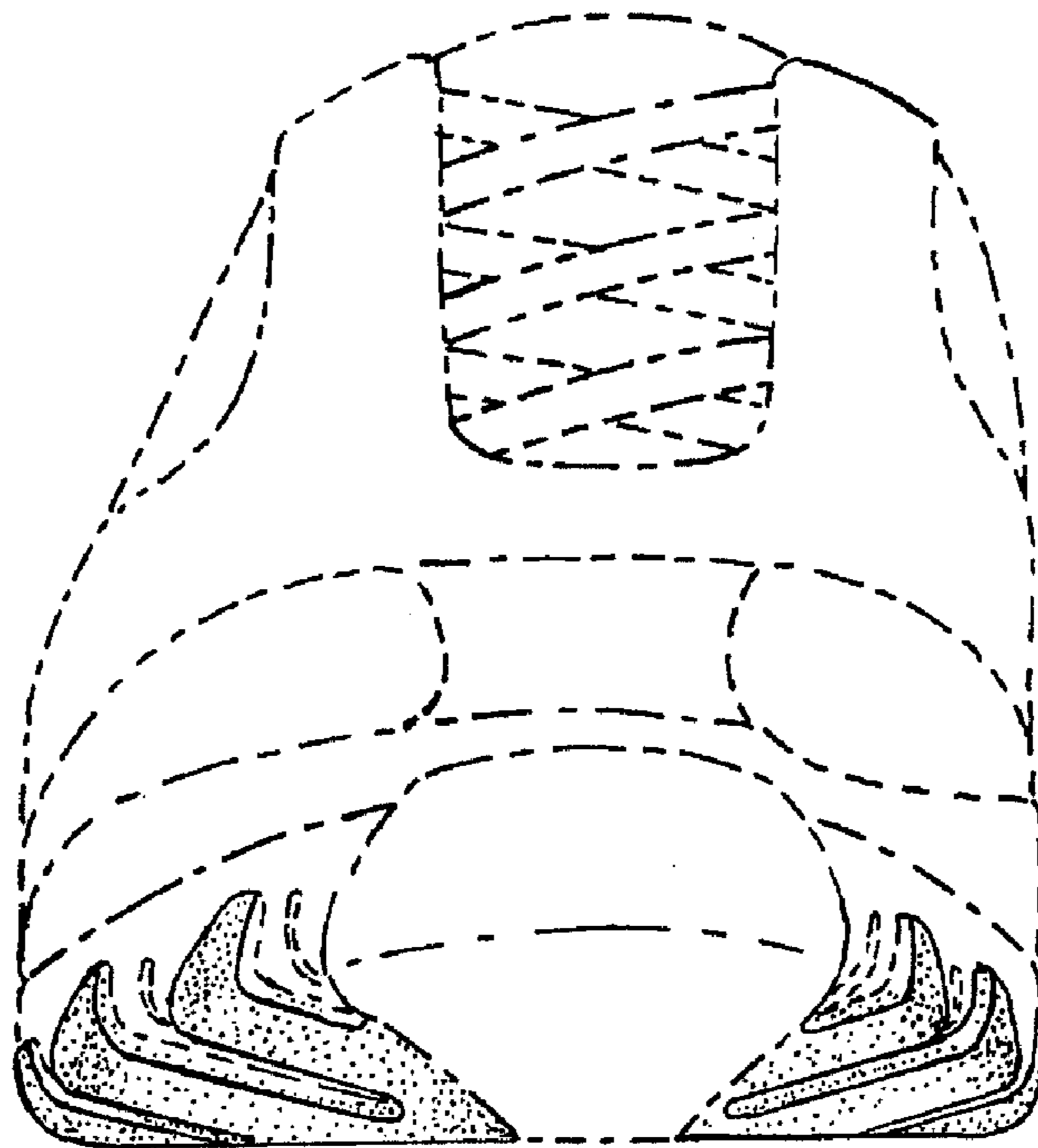
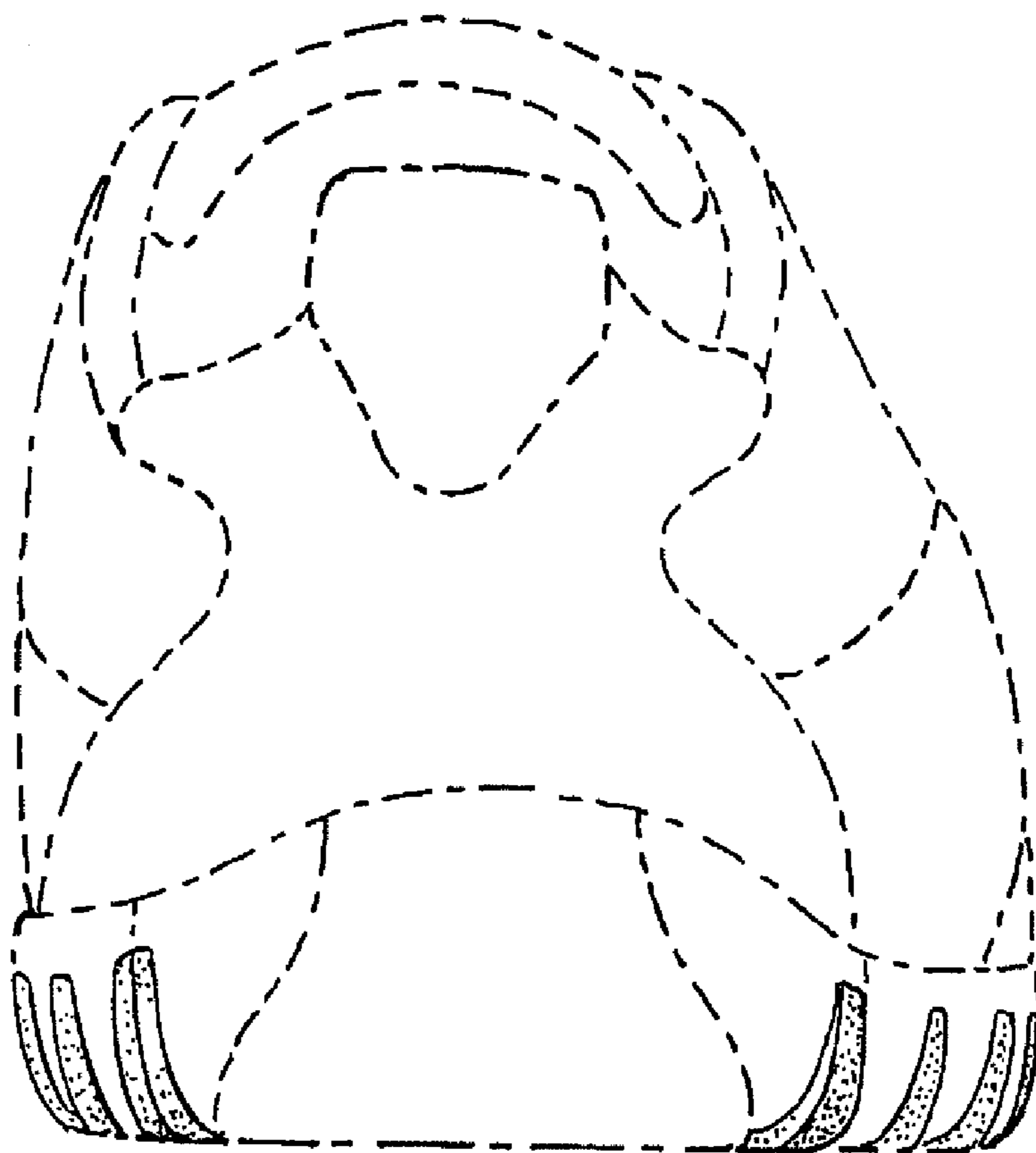


FIG. 3



*FIG. 4*



*FIG. 5*