



US00D582638S

(12) **United States Design Patent**
Ringholz

(10) **Patent No.:** **US D582,638 S**

(45) **Date of Patent:** **** Dec. 16, 2008**

(54) **FOOTWEAR OUTSOLE**

(75) Inventor: **Ryan Ringholz**, Mill Valley, CA (US)

(73) Assignee: **Deckers Outdoor Corporation**, Goleta, CA (US)

(**) Term: **14 Years**

(21) Appl. No.: **29/293,550**

(22) Filed: **Nov. 30, 2007**

(51) **LOC (8) Cl.** **02-04**

(52) **U.S. Cl.** **D2/947; D2/956**

(58) **Field of Classification Search** D2/902,
D2/947, 951, 952, 953, 954, 956, 957, 958,
D2/960; 36/103, 22 R, 25 R, 32 R
See application file for complete search history.

(56) **References Cited**

U.S. PATENT DOCUMENTS

1,979,391	A	*	11/1934	Laybolt	36/32 R
D296,608	S	*	7/1988	Maciel	D2/916
D323,059	S	*	1/1992	Hatfield	D2/954
D326,181	S	*	5/1992	Katz et al.	D2/960
D369,895	S	*	5/1996	Finn	D2/959
D390,345	S	*	2/1998	Aird et al.	D2/947
D395,336	S	*	6/1998	Ball	D2/947
D418,281	S	*	1/2000	Bray et al.	D2/919
D426,947	S	*	6/2000	Pollastrelli	D2/956
D429,063	S	*	8/2000	Rose	D2/961
D443,974	S	*	6/2001	Schelling	D2/947
D465,642	S	*	11/2002	Petrovski	D2/916
D476,798	S	*	7/2003	Reynolds et al.	D2/951
D480,220	S	*	10/2003	Cheyne	D2/947
D498,902	S	*	11/2004	Adams	D2/951
D501,293	S	*	2/2005	Bizzo	D2/949
D503,521	S	*	4/2005	Bizzo	D2/949
D503,847	S	*	4/2005	Bizzo	D2/949
D528,747	S	*	9/2006	Issler	D2/916
D530,063	S	*	10/2006	Issler	D2/916
D541,511	S	*	5/2007	Wu	D2/956
D545,034	S	*	6/2007	Amado et al.	D2/946

D545,532	S	*	7/2007	Sawtelle et al.	D2/947
D550,935	S	*	9/2007	Issler	D2/916
D557,886	S	*	12/2007	McClaskie	D2/957
D561,435	S	*	2/2008	McClaskie	D2/956
D563,083	S	*	3/2008	Corbi Rico	D2/947
D576,394	S	*	9/2008	Heller	D2/951

OTHER PUBLICATIONS

UGG Australia, Fall/Winter 1999, Byron, p. 12.
UGG Australia, Fall/Winter 1999, Roo, p. 16.

* cited by examiner

Primary Examiner—Celia A Murphy

(74) *Attorney, Agent, or Firm*—Greer, Burns & Crain, Ltd.

(57) **CLAIM**

The ornamental design for a footwear outsole, as shown and described.

DESCRIPTION

FIG. 1 is a front left perspective view of a footwear outsole showing my new design;

FIG. 2 is a left side elevational view thereof;

FIG. 3 is a right side elevational view thereof;

FIG. 4 is a front elevational view thereof;

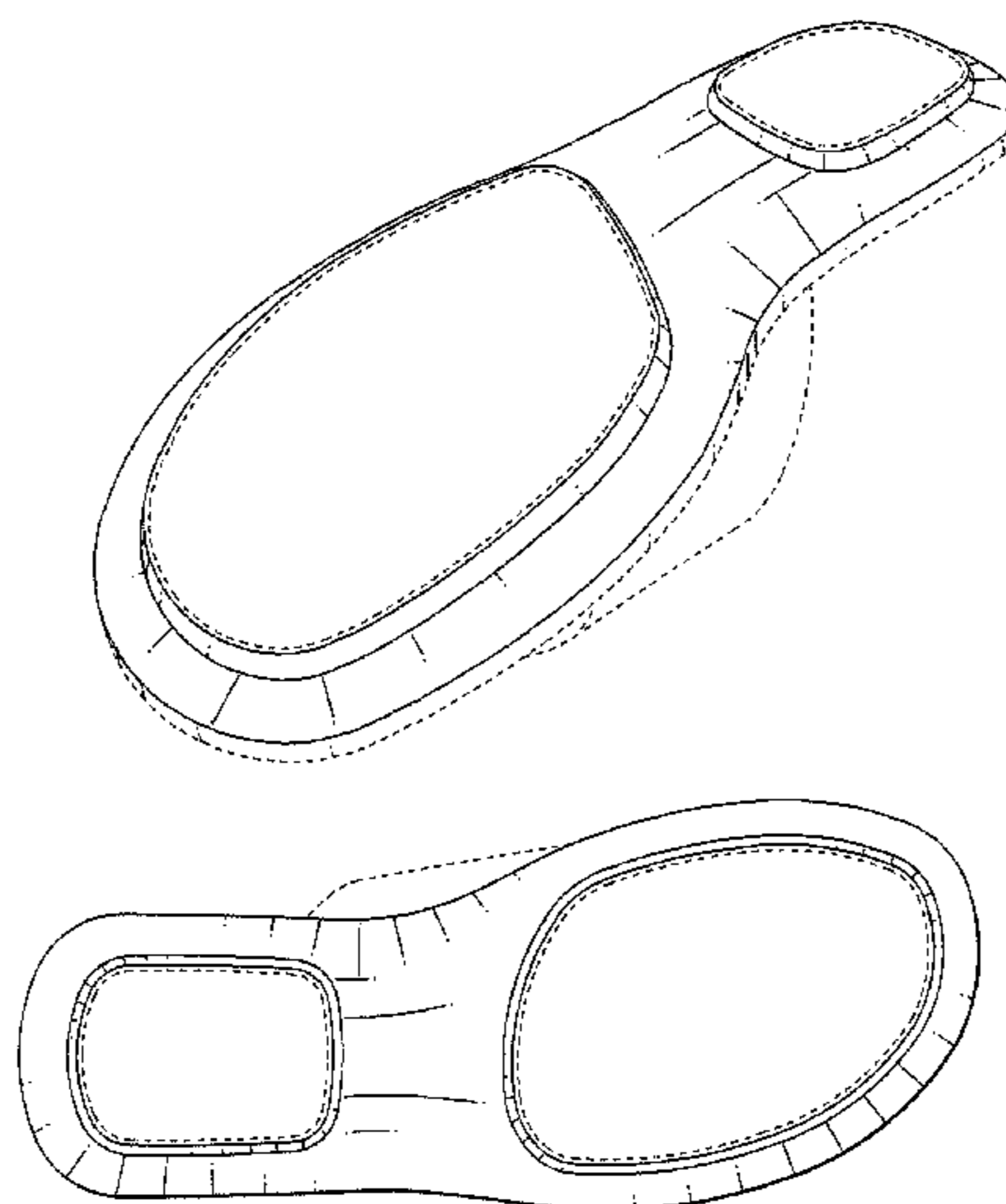
FIG. 5 is a rear elevational view thereof;

FIG. 6 is a top plan view thereof; and,

FIG. 7 is a bottom plan view thereof.

The broken lines forming the shoe upper throughout the views represent the portions of the design that form no part of the claim. The broken lines immediately adjacent to the shaded portions of the design around the outer periphery define the boundaries of the design, with the lines themselves forming no part of the claim. Further, the broken lines in the toe and heel areas of FIGS. 1, 4, 5, and 7 also define the interior boundaries of the design, with neither the lines themselves nor the areas within them forming any part of the claim.

1 Claim, 3 Drawing Sheets



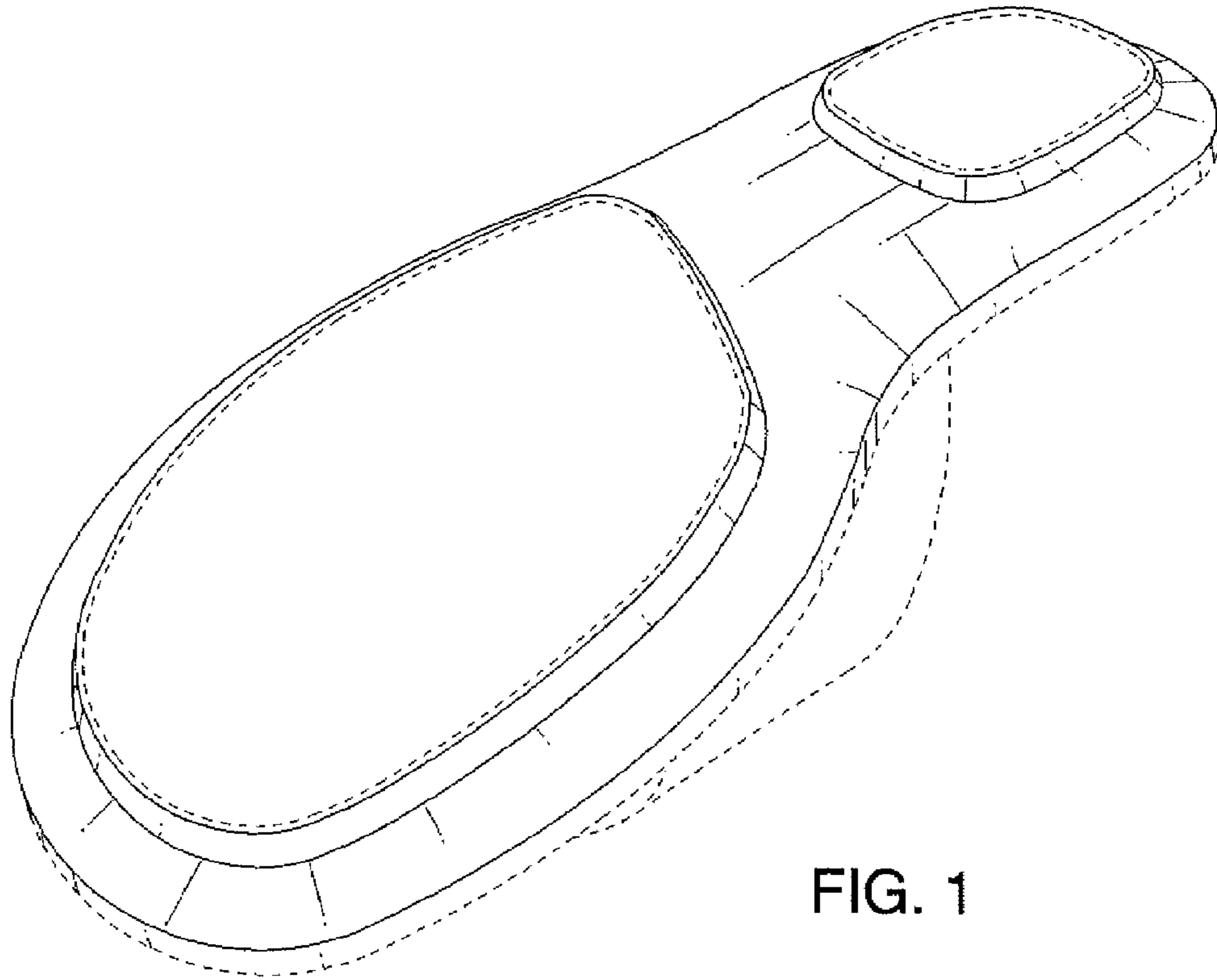


FIG. 1

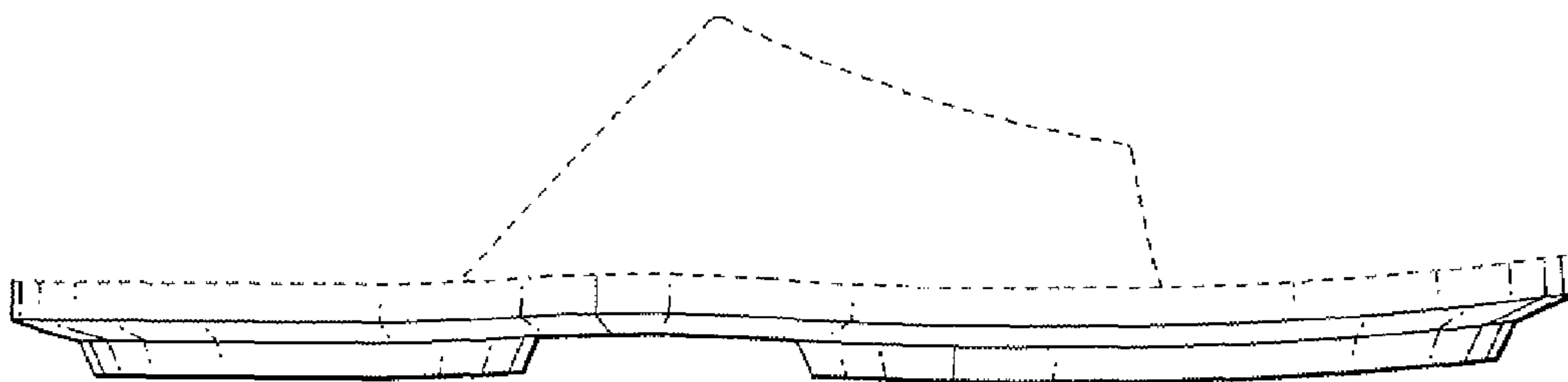


FIG. 2

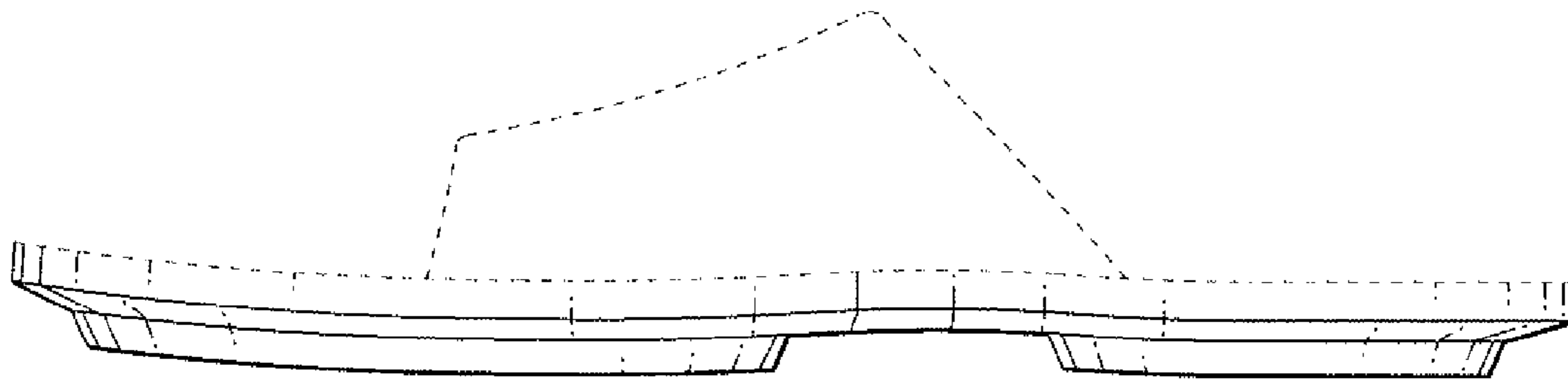


FIG. 3

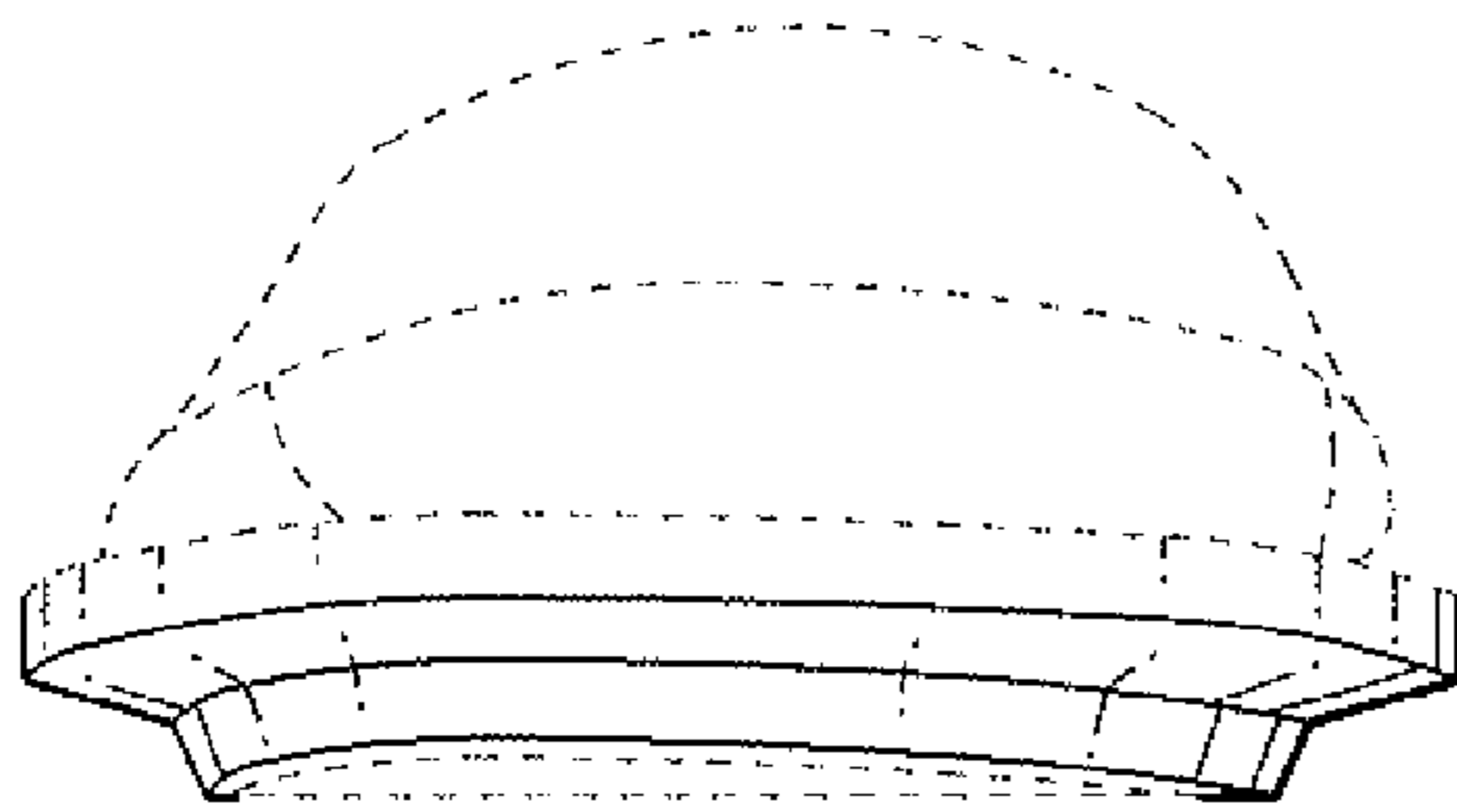


FIG. 4

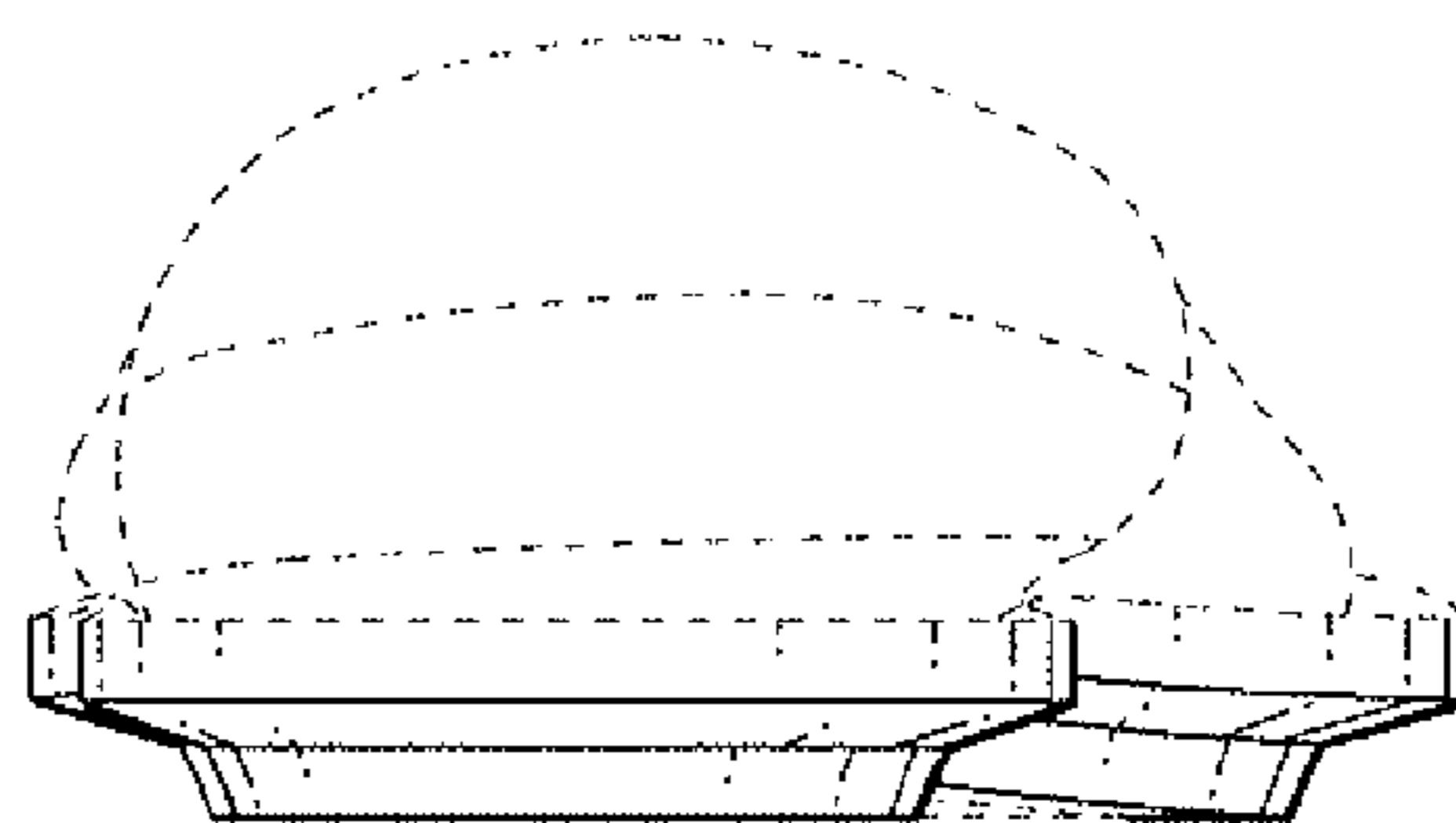


FIG. 5

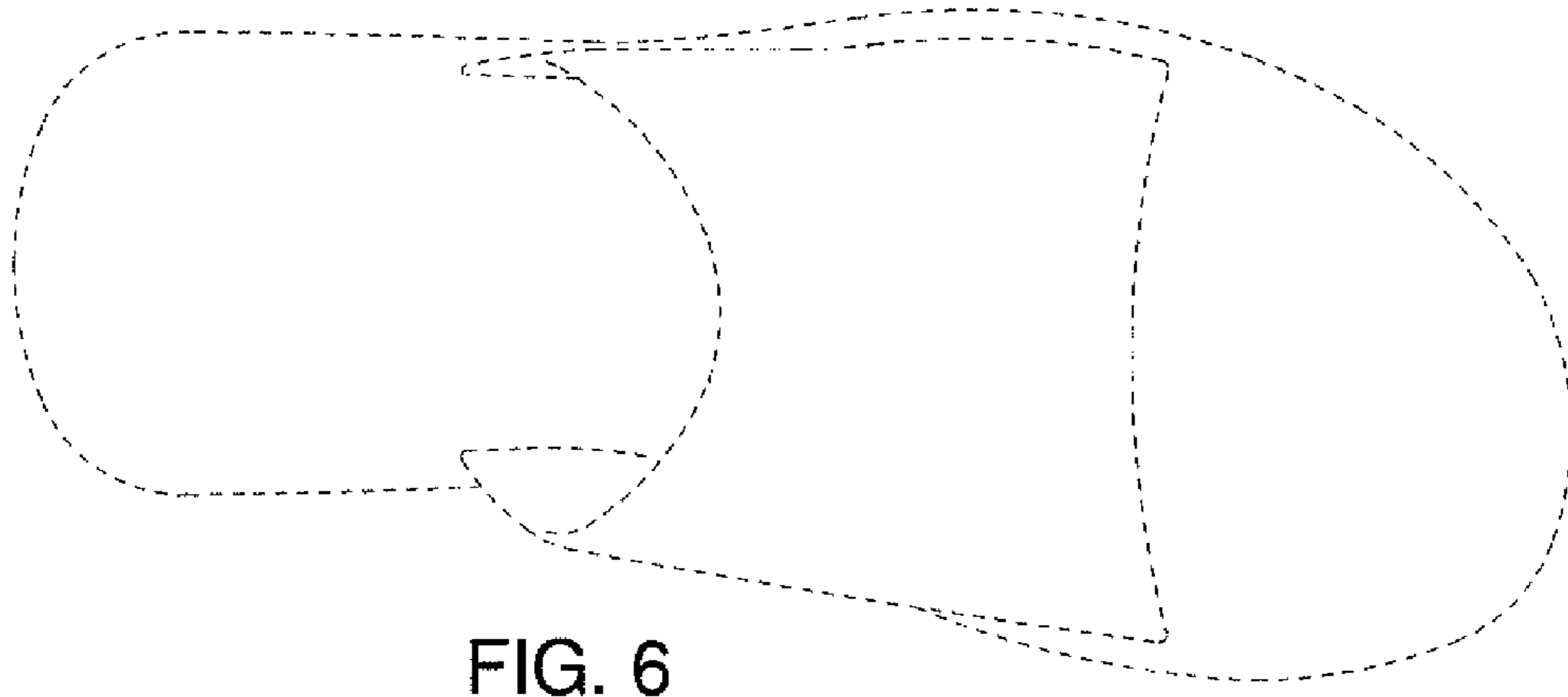


FIG. 6

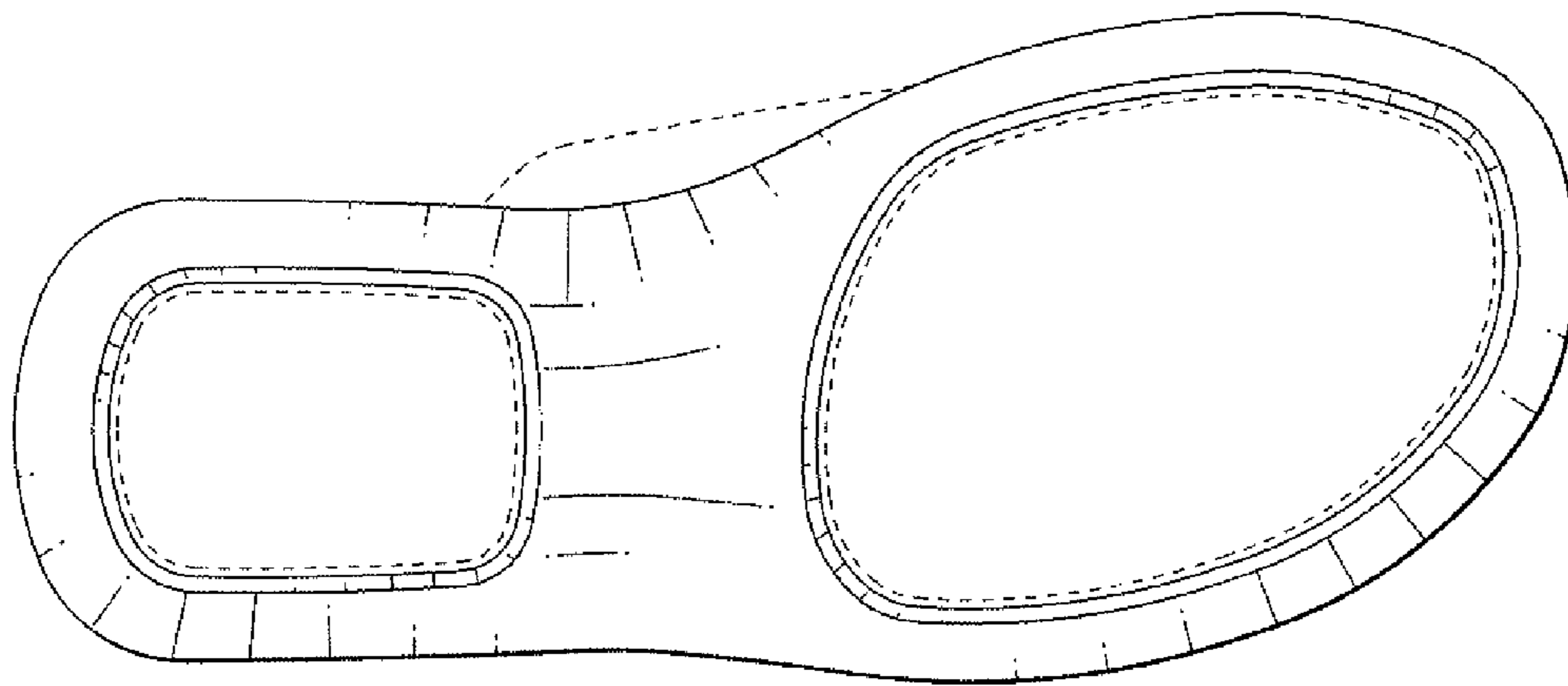


FIG. 7

UNITED STATES PATENT AND TRADEMARK OFFICE
CERTIFICATE OF CORRECTION

PATENT NO. : Des. 582,638 S
APPLICATION NO. : 29/293550
DATED : December 16, 2008
INVENTOR(S) : Ryan Ringholz

Page 1 of 1

It is certified that error appears in the above-identified patent and that said Letters Patent is hereby corrected as shown below:

On the Title Page:

Under Item [56] "U.S. Patent Documents" delete "D480,220 S * 10/2003
Cheynet D2/947" and insert "--D480,202 S 10/2003 Schroeder et al. D2/947--.

Signed and Sealed this

Thirty-first Day of March, 2009



JOHN DOLL
Acting Director of the United States Patent and Trademark Office