



US00D582636S

(12) **United States Design Patent**
Cofinco

(10) **Patent No.:** **US D582,636 S**

(45) **Date of Patent:** **** Dec. 16, 2008**

(54) **SHOE**

(76) **Inventor:** **Ricardo Cofinco**, 6310 San Vicente Blvd., Suite 107, Los Angeles, CA (US) 90048

(**) **Term:** **14 Years**

(21) **Appl. No.:** **29/294,907**

(22) **Filed:** **Feb. 1, 2008**

(51) **LOC (8) Cl.** **02-04**

(52) **U.S. Cl.** **D2/910**

(58) **Field of Classification Search** D2/897,
D2/901, 904, 909-912, 946, 970-978; 36/45,
36/50.1, 83, 113, 114, 126-130, 77 R, 77 M,
36/88

See application file for complete search history.

(56) **References Cited**

U.S. PATENT DOCUMENTS

4,547,982 A * 10/1985 Gamm 36/114
D380,598 S * 7/1997 Brooks et al. D2/970
D385,991 S * 11/1997 Brooks et al. D2/970
D404,190 S * 1/1999 Toschi D2/912

D407,196 S * 3/1999 Brooks et al. D2/970
D449,435 S * 10/2001 Johnson et al. D2/970
D550,445 S * 9/2007 Lupo D2/972
D568,596 S * 5/2008 Petrie D2/972

* cited by examiner

Primary Examiner—Stela M. Reid

Assistant Examiner—Rashida C McCoy

(74) *Attorney, Agent, or Firm*—Oswald & Yap; Jay Y. Chiu

(57) **CLAIM**

The ornamental design for a shoe, as shown and described.

DESCRIPTION

FIG. 1 is a left side elevational view of a shoe showing my new design;

FIG. 2 is a right side elevational view thereof;


FIG. 3 is a top plan view thereof;

FIG. 4 is a front elevational view thereof;

FIG. 5 is a rear elevational view thereof; and,

FIG. 6 is a bottom plan view thereof.

1 Claim, 6 Drawing Sheets






FIG. 1




FIG. 2

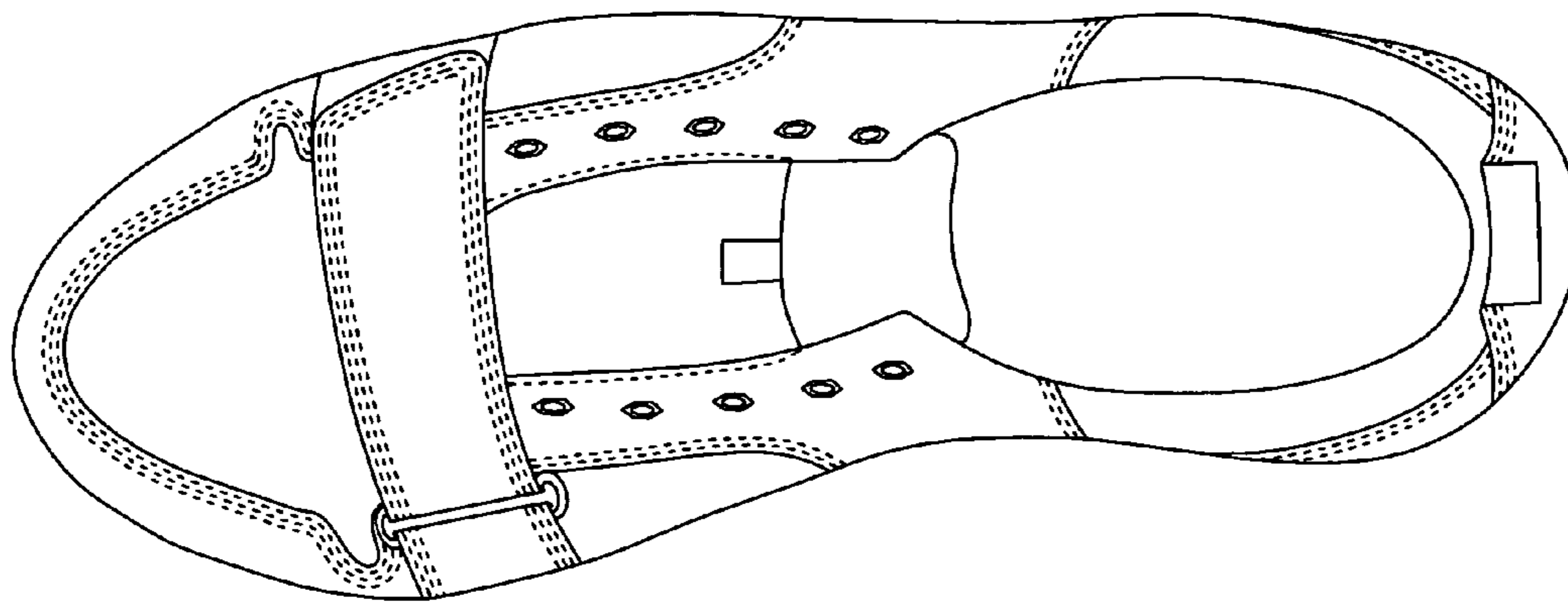


FIG. 3




FIG. 4

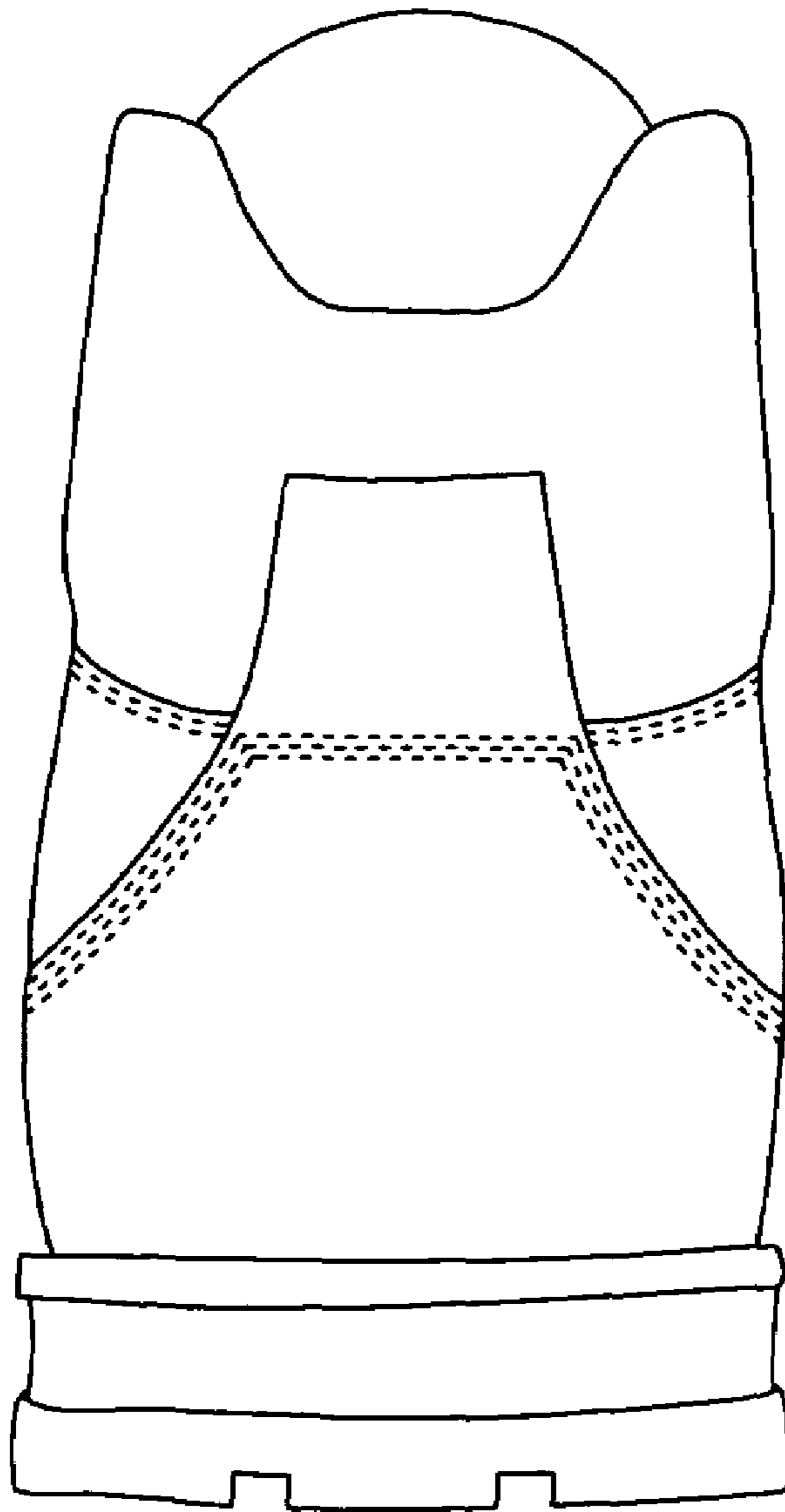


FIG. 5

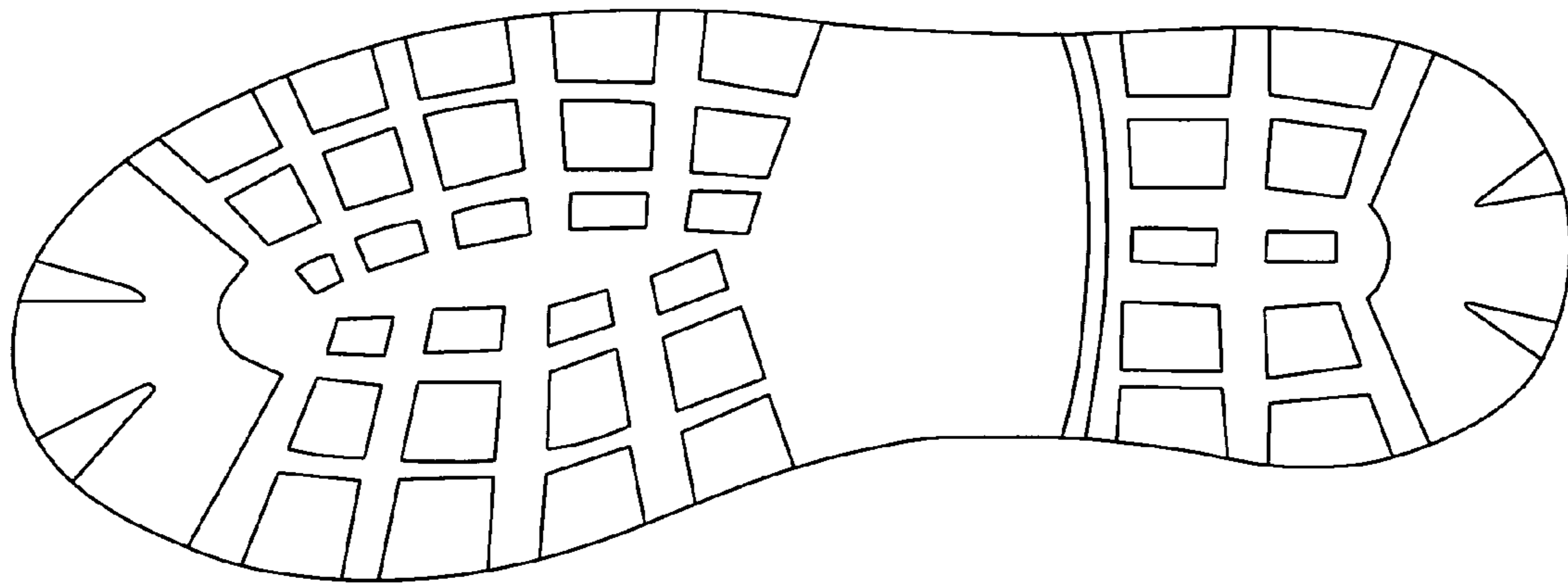


FIG. 6