



US00D582631S

(12) **United States Design Patent**
Lantia

(10) **Patent No.:** **US D582,631 S**
(45) **Date of Patent:** **** Dec. 16, 2008**

(54) **JWELED UNDERGARMENT**

(76) Inventor: **Effie Lantia**, 4125 Queen Elizabeth Ct.,
141, Alexandria, LA (US) 71303

(**) Term: **14 Years**

(21) Appl. No.: **29/260,263**

(22) Filed: **May 23, 2006**

(51) **LOC (8) Cl.** **02-01**

(52) **U.S. Cl.** **D2/712**

(58) **Field of Classification Search** D2/700-710,
D2/731, 735-739, 743, 742, 720, 857, 858,
D2/840, 847, 849, 853, 760, 793, 794, 796,
D2/712, 717; 2/275, 400, 267, 227, 236,
2/237, 115, 119, 106, 77, 78.1, 109, 113

See application file for complete search history.

(56) **References Cited**

U.S. PATENT DOCUMENTS

3,662,760	A	5/1972	Erteszek	
D324,126	S *	2/1992	Cornwall D2/712
D341,470	S *	11/1993	Quick D2/713
5,590,545	A	1/1997	Norris	
5,606,874	A	3/1997	Archetti et al.	
6,120,899	A	9/2000	Carmon et al.	
D444,616	S	7/2001	Khan	
6,408,647	B1	6/2002	Koll	
6,629,434	B2	10/2003	Chia et al.	
6,715,186	B1	4/2004	Huang	
6,868,555	B2	3/2005	Zic-Hock et al.	
6,872,119	B2	3/2005	Brink	
D511,409	S *	11/2005	Giral D2/705
6,991,598	B2	1/2006	Klein	
2002/0057915	A1	5/2002	Mann	
2003/0083639	A1	5/2003	Kileen et al.	

2003/0181784	A1	9/2003	Klein
2003/0217407	A1	11/2003	Andrews-Jones
2004/0181853	A1	9/2004	Martz
2004/0244418	A1	12/2004	Smith
2005/0080390	A1	4/2005	Stevens
2005/0155138	A1	7/2005	Zic-Hock et al.
2005/0160513	A1	7/2005	Haag
2005/0210565	A1	9/2005	Mecsics
2005/0246820	A1	11/2005	Davenport
2005/0256491	A1	11/2005	Watanabe et al.
2005/0281991	A1	12/2005	Funke et al.

* cited by examiner

Primary Examiner—Charles A. Rademaker
Assistant Examiner—Charles D Hanson
(74) *Attorney, Agent, or Firm*—Peter Ganjian

(57) **CLAIM**

The ornamental design for a jeweled undergarment, as shown and described.

DESCRIPTION

FIG. 1 is a perspective view of a jeweled undergarment showing my new design;

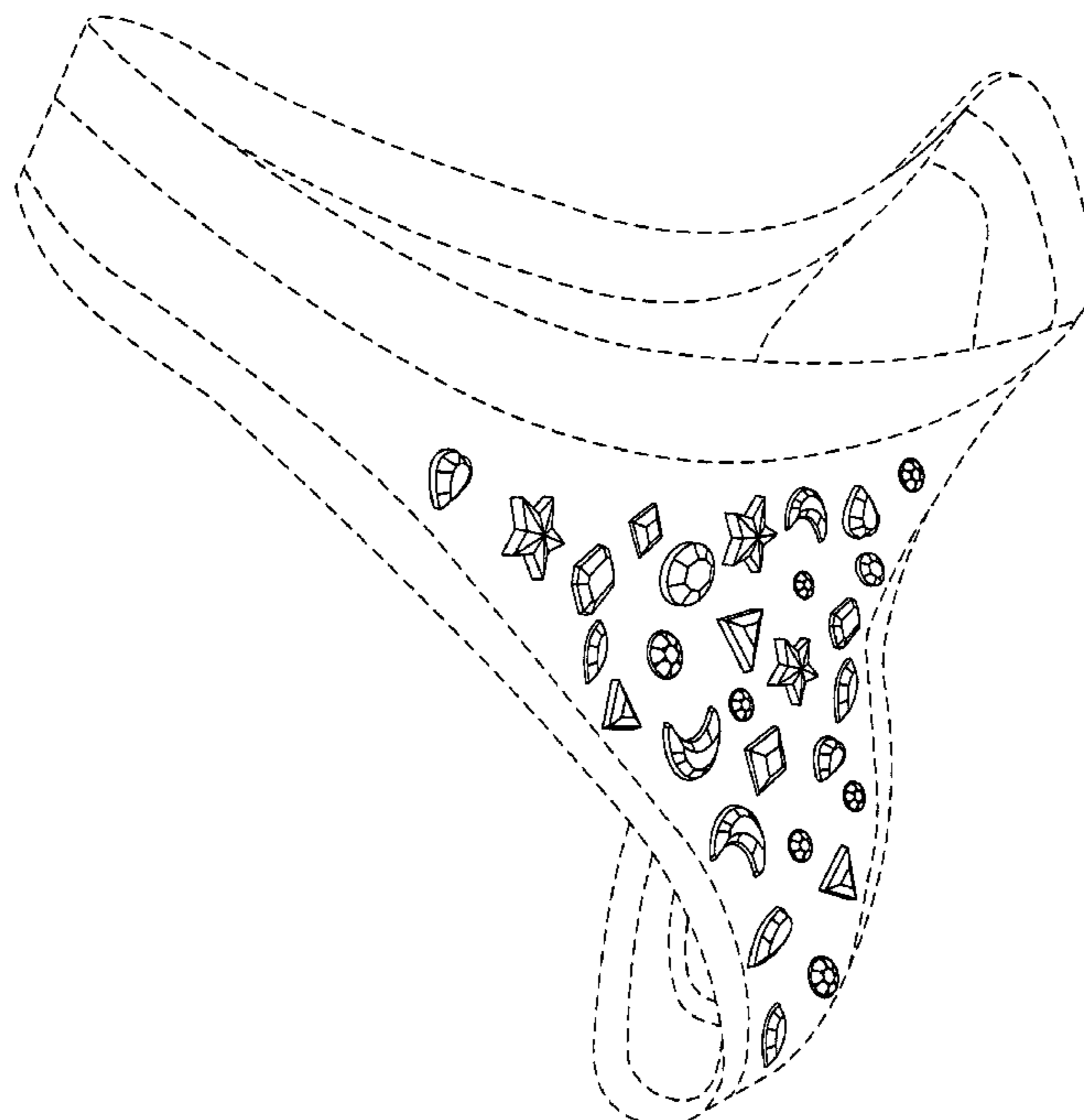
FIG. 2 is a reference view thereof, depicting an area to be enlarged in FIG. 3;

FIG. 3 is a perspective view of an enlarged area indicated in FIG. 2; and,

FIG. 4 is a rear perspective view thereof.

The broken line showing of the undergarment is included for the purpose of illustrating environment and forms no part of the claimed design. The broken line reference outline in FIG. 2 forms no part of the claimed design.

1 Claim, 4 Drawing Sheets



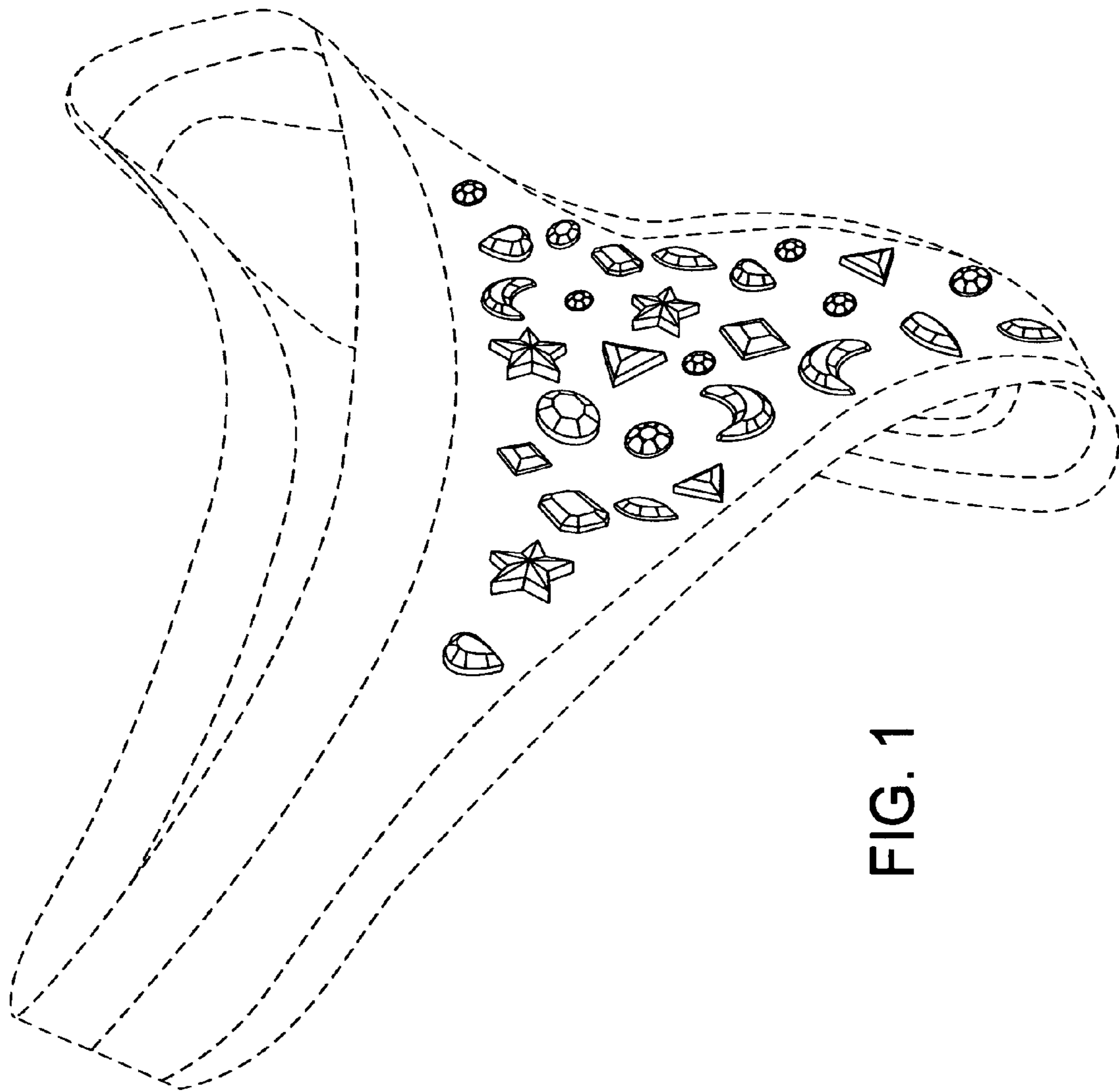


FIG. 1

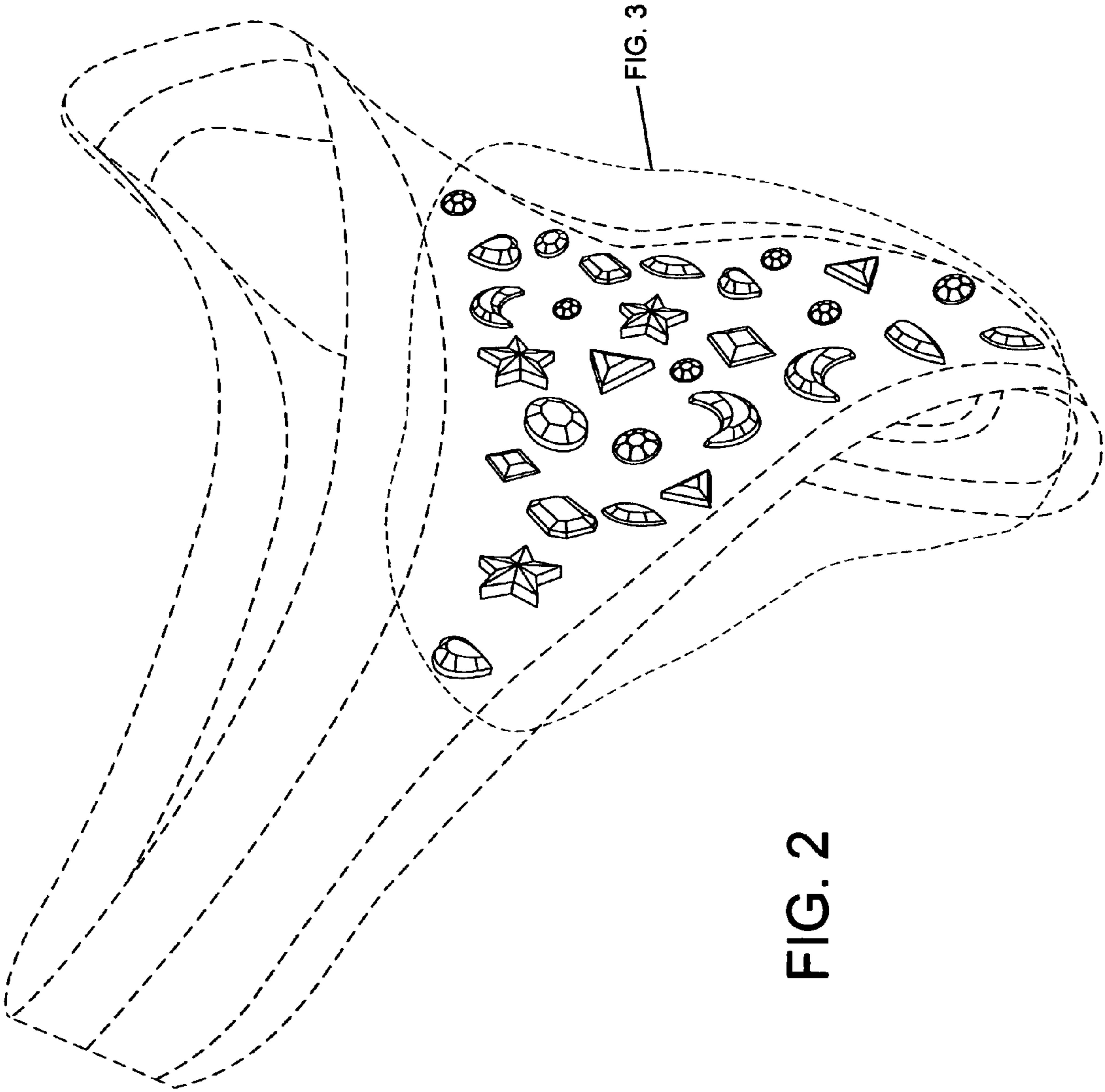


FIG. 2

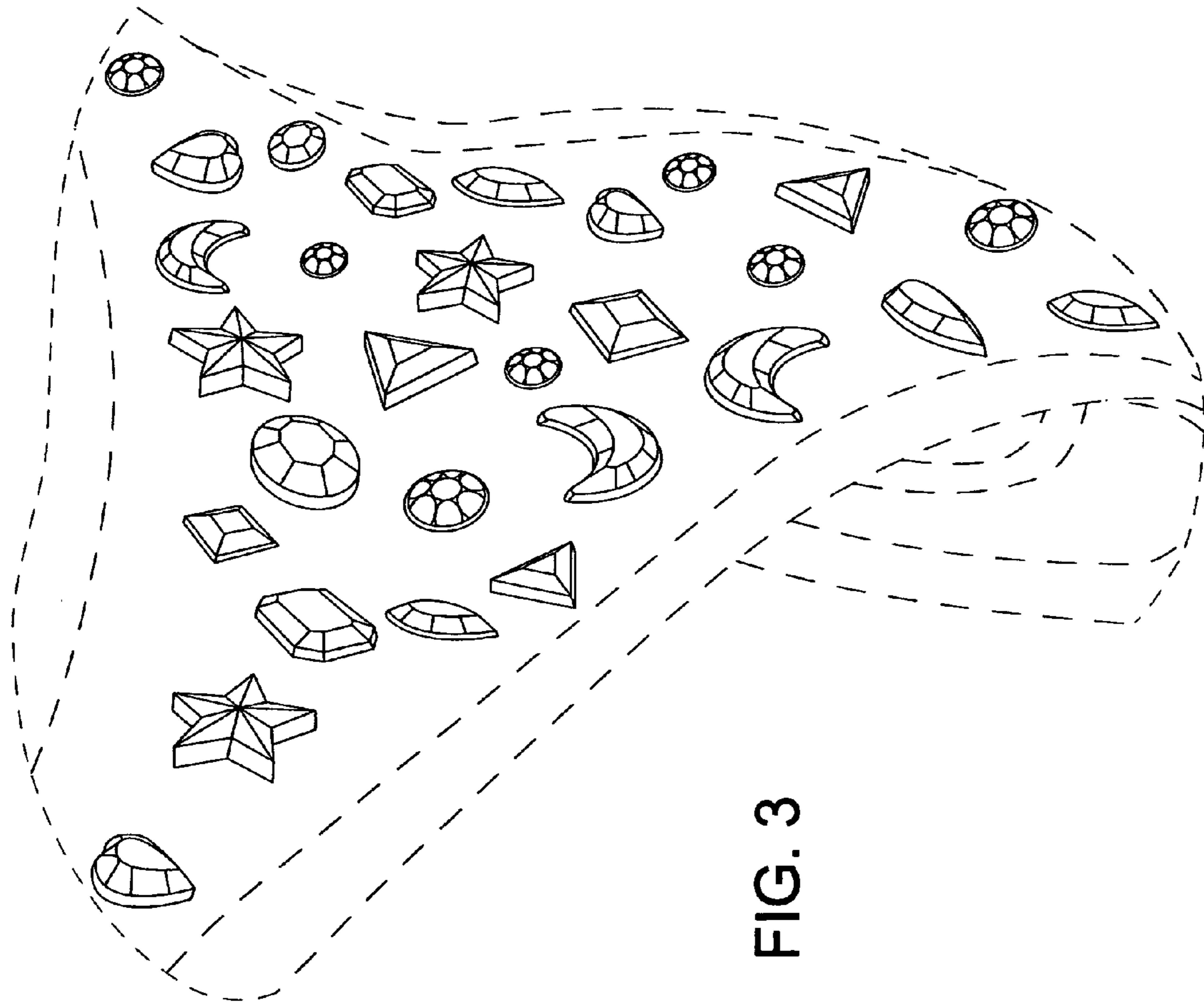


FIG. 3

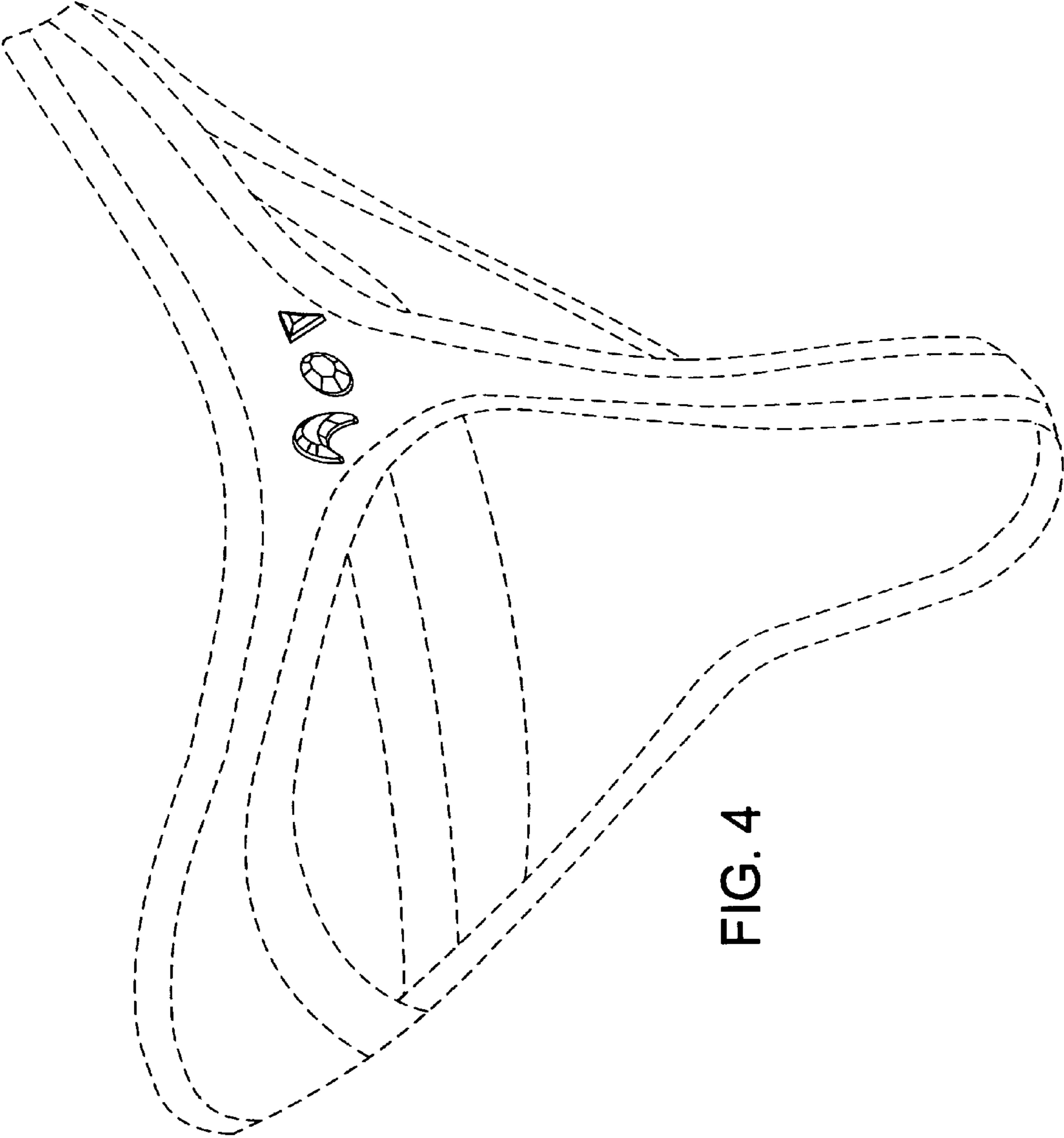


FIG. 4