



US00D582630S

(12) **United States Design Patent**
Banerjee et al.

(10) **Patent No.:** **US D582,630 S**

(45) **Date of Patent:** **** Dec. 16, 2008**

(54) **SNACK FOOD**

(75) Inventors: **Kanan Banerjee**, Frisco, TX (US); **Ajay Rajeshwar Bhaskar**, Allen, TX (US)

(73) Assignee: **Frito-Lay North America, Inc.**, Plano, TX (US)

(**) Term: **14 Years**

(21) Appl. No.: **29/283,330**

(22) Filed: **Aug. 10, 2007**

(51) **LOC (8) Cl.** **01-01**

(52) **U.S. Cl.** **D1/120**

(58) **Field of Classification Search** D1/100–130,
D1/199; 426/94–95, 89, 128, 143–144, 293,
426/543, 549–550, 556, 383, 496, 438–439,
426/446, 450, 502–504, 512, 516, 619, 805,
426/808, 499, 514

See application file for complete search history.

(56) **References Cited**

U.S. PATENT DOCUMENTS

D19,059 S	4/1889	Sandt	
D21,450 S *	4/1892	Pfenninger	D1/120
1,366,961 A	2/1921	Schumaker	
1,699,585 A	1/1929	Earles	
D121,470 S *	7/1940	Fox	D1/120
D180,900 S *	9/1957	Gilmore	D1/120
D208,899 S	10/1967	Reisman	
D228,320 S *	9/1973	Forbes et al.	D1/120
D228,321 S *	9/1973	Vondel et al.	D1/120
D233,573 S	11/1974	Topalis	

(Continued)

OTHER PUBLICATIONS

The Little Guides: Cookies, by Weldon Owen Pty Ltd, Fog City Press, CA, © 1999, p. 244.*

Primary Examiner—Robin V Webster

Assistant Examiner—Karen E Kearney

(74) *Attorney, Agent, or Firm*—Colin P. Cahoon; Carstens & Cahoon, LLP

(57) **CLAIM**

The ornamental design for a snack food, as shown and described.

DESCRIPTION

FIG. 1 is a perspective view of the first embodiment of the snack food of the present invention;

FIG. 2 is a front elevation view of the first embodiment of the snack food of the present invention;

FIG. 3 is a left elevation view of the first embodiment of the snack food of the present invention, with the right elevation view a mirror image of the left elevation view;

FIG. 4 is a rear elevation view of the first embodiment of the snack food of the present invention;

FIG. 5 is a top elevation view of the first embodiment of the snack food of the present invention;

FIG. 6 is a bottom elevation view of the first embodiment of the snack food of the present invention;

FIG. 7 is a perspective view of the second embodiment of the snack food of the present invention;

FIG. 8 is a front elevation view of the second embodiment of the snack food of the present invention;

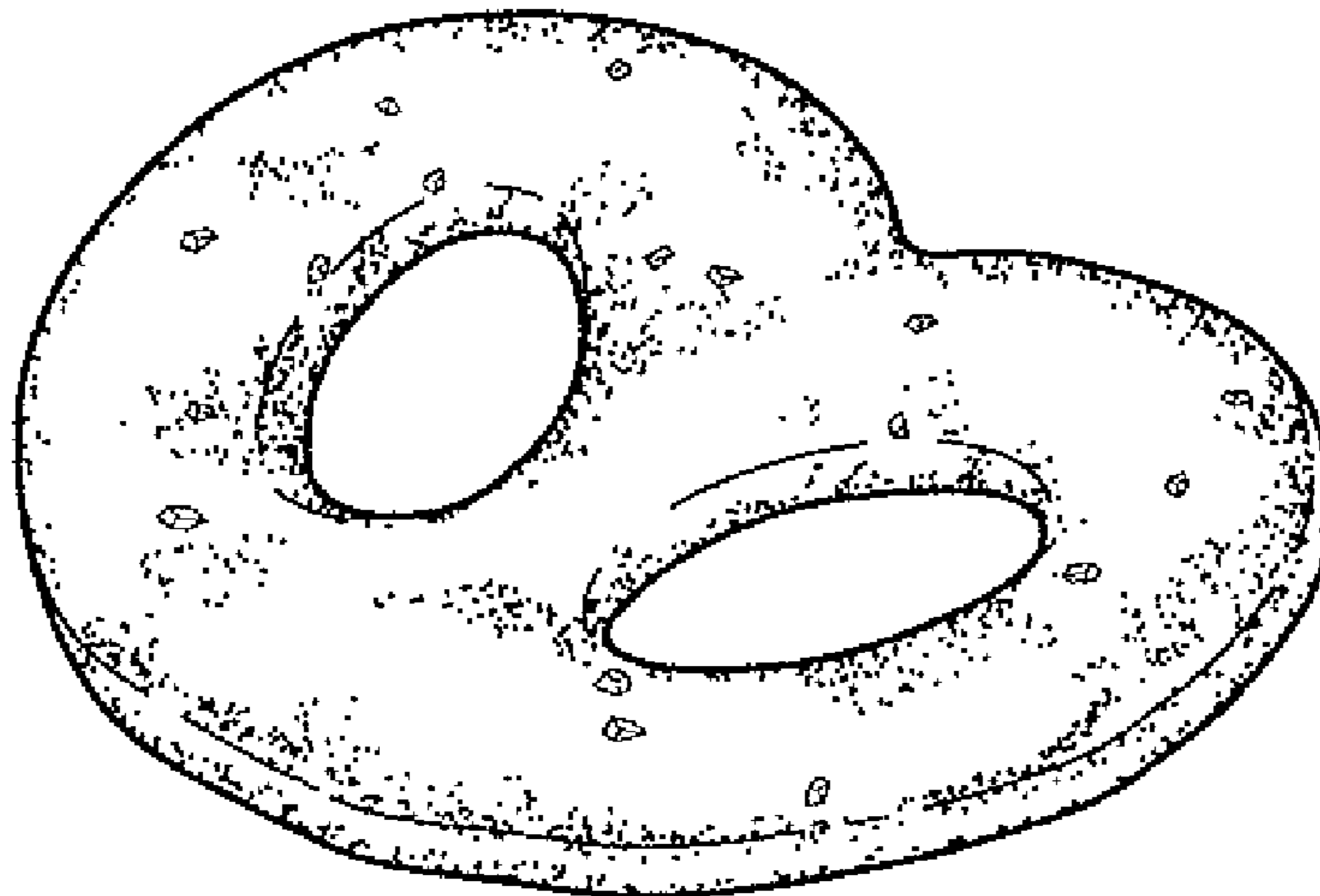
FIG. 9 is a left elevation view of the second embodiment of the snack food of the present invention, with the right elevation view a mirror image of the left elevation view;

FIG. 10 is a rear elevation view of the second embodiment of the snack food of the present invention;

FIG. 11 is a top elevation view of the second embodiment of the snack food of the present invention; and,

FIG. 12 is a bottom elevation view of the second embodiment of the snack food of the present invention.

1 Claim, 2 Drawing Sheets



US D582,630 S

Page 2

U.S. PATENT DOCUMENTS

D251,456 S *	4/1979	Garneau	D1/129	D487,606 S	3/2004	Sloan	
4,828,854 A	5/1989	Beer		6,827,324 B1 *	12/2004	Yother	426/514
5,492,708 A	2/1996	Hemmerich		D507,391 S	7/2005	Jistel et al.	
D375,396 S	11/1996	Wilson et al.		D509,044 S *	9/2005	Wilson et al.	D1/125
D385,085 S *	10/1997	Benson et al.	D1/120	D510,172 S *	10/2005	Wilson et al.	D1/125
D414,310 S	9/1999	Roy		D514,272 S *	2/2006	Feilen	D1/112
D428,235 S	7/2000	Kreutzmann		D515,277 S *	2/2006	Wilson et al.	D1/128
				D565,276 S *	4/2008	Butt	D1/128

* cited by examiner

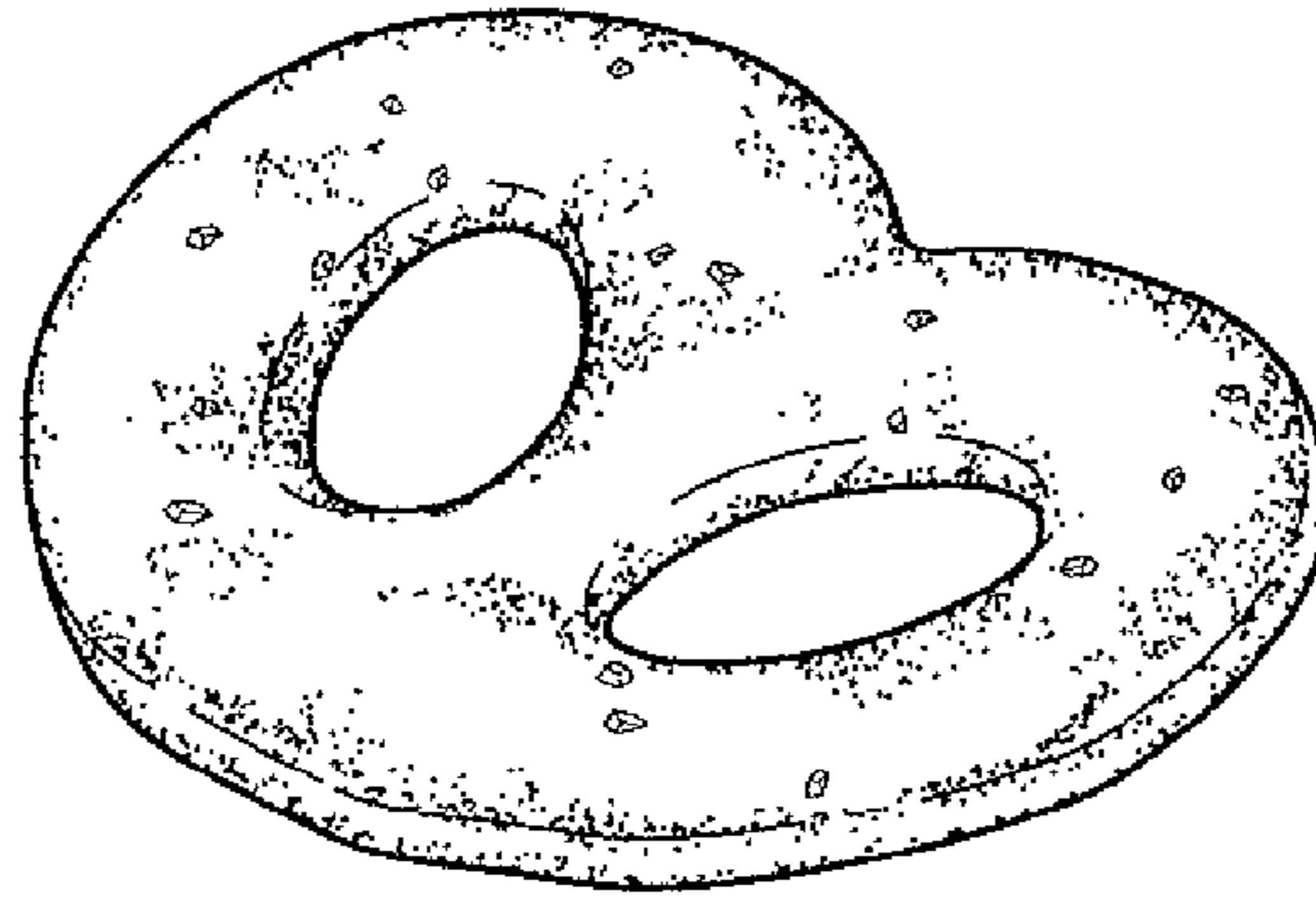


FIG. 1




FIG. 2



FIG. 3




FIG. 4



FIG. 5




FIG. 6

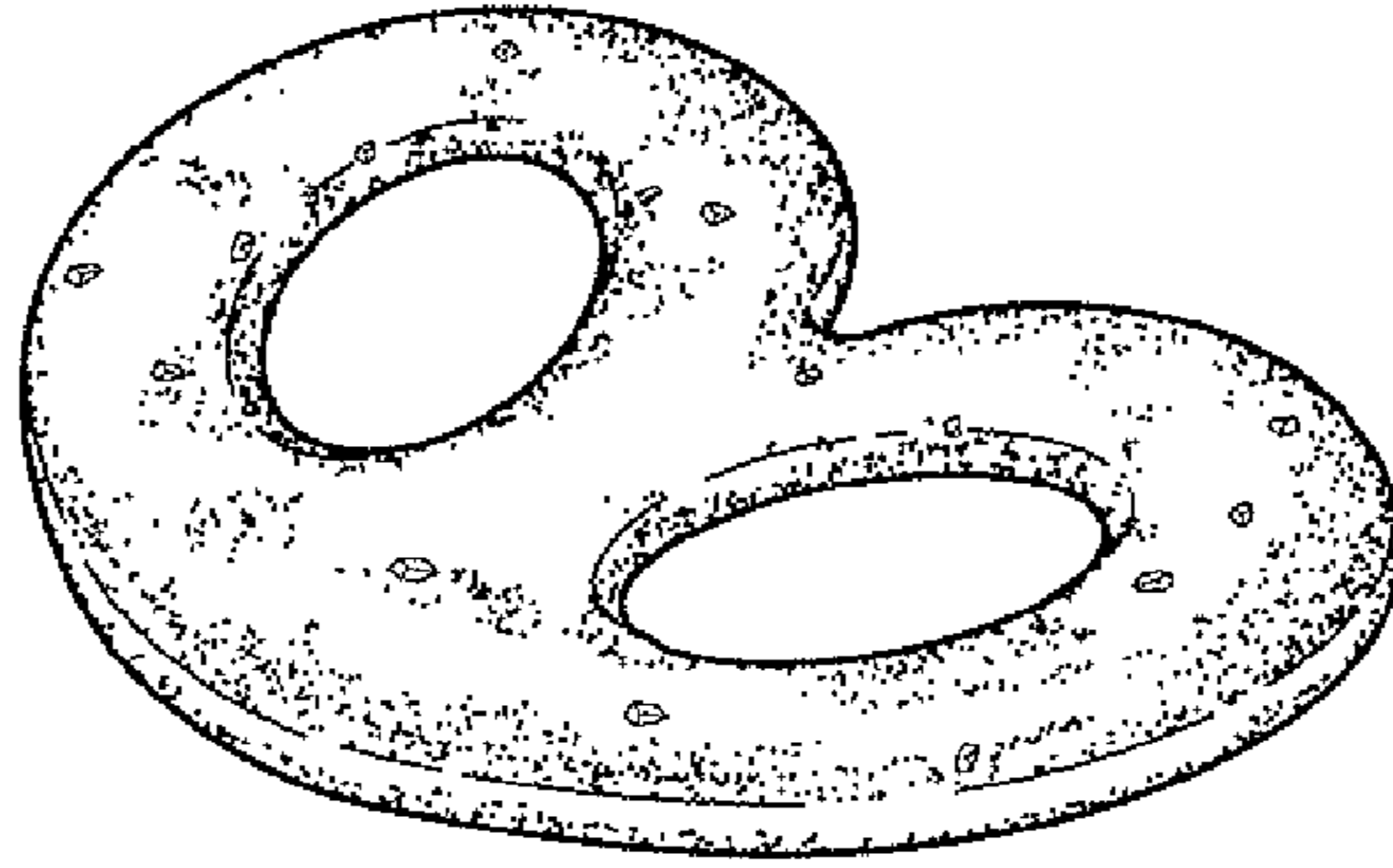


FIG. 7

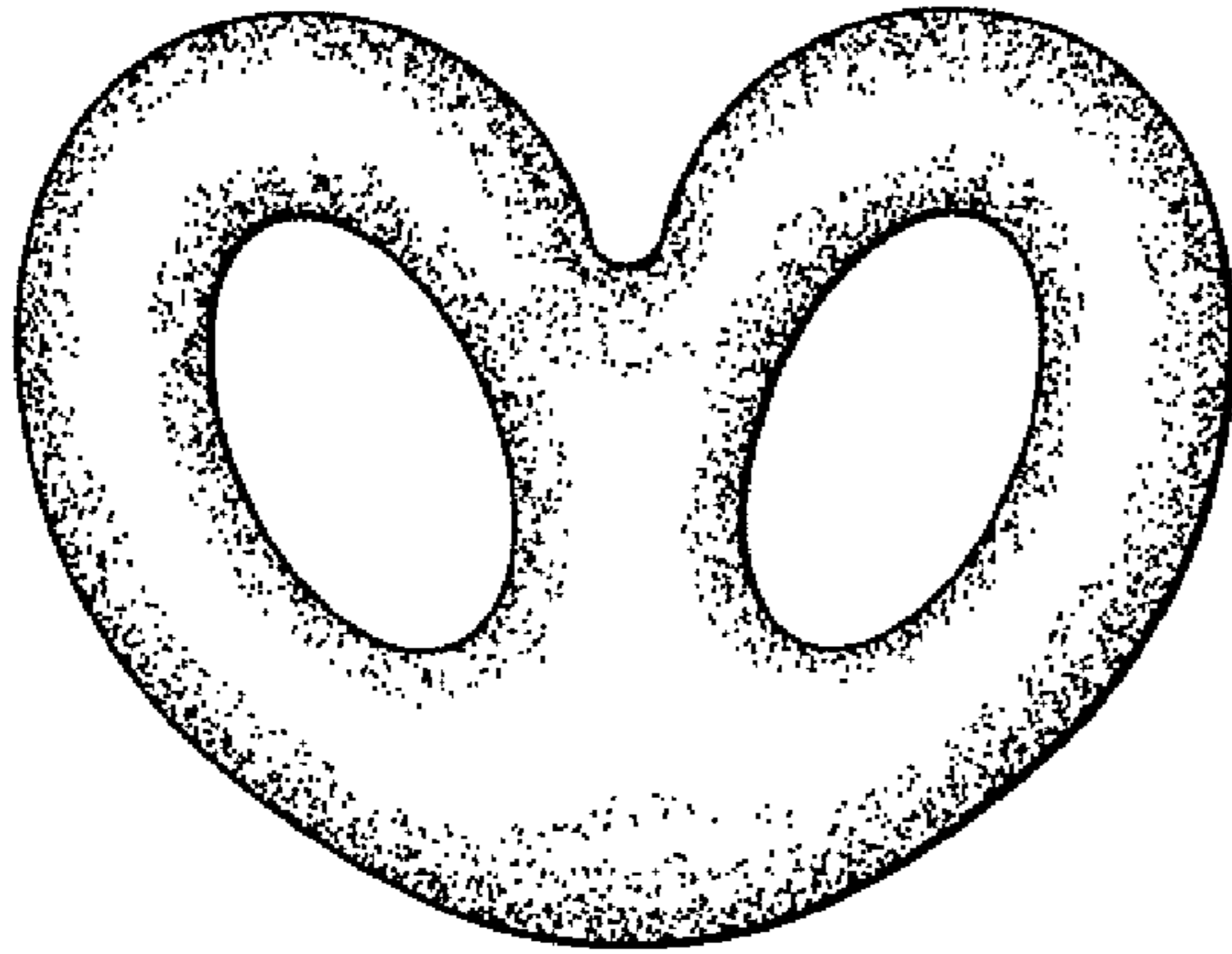


FIG. 8



FIG. 9

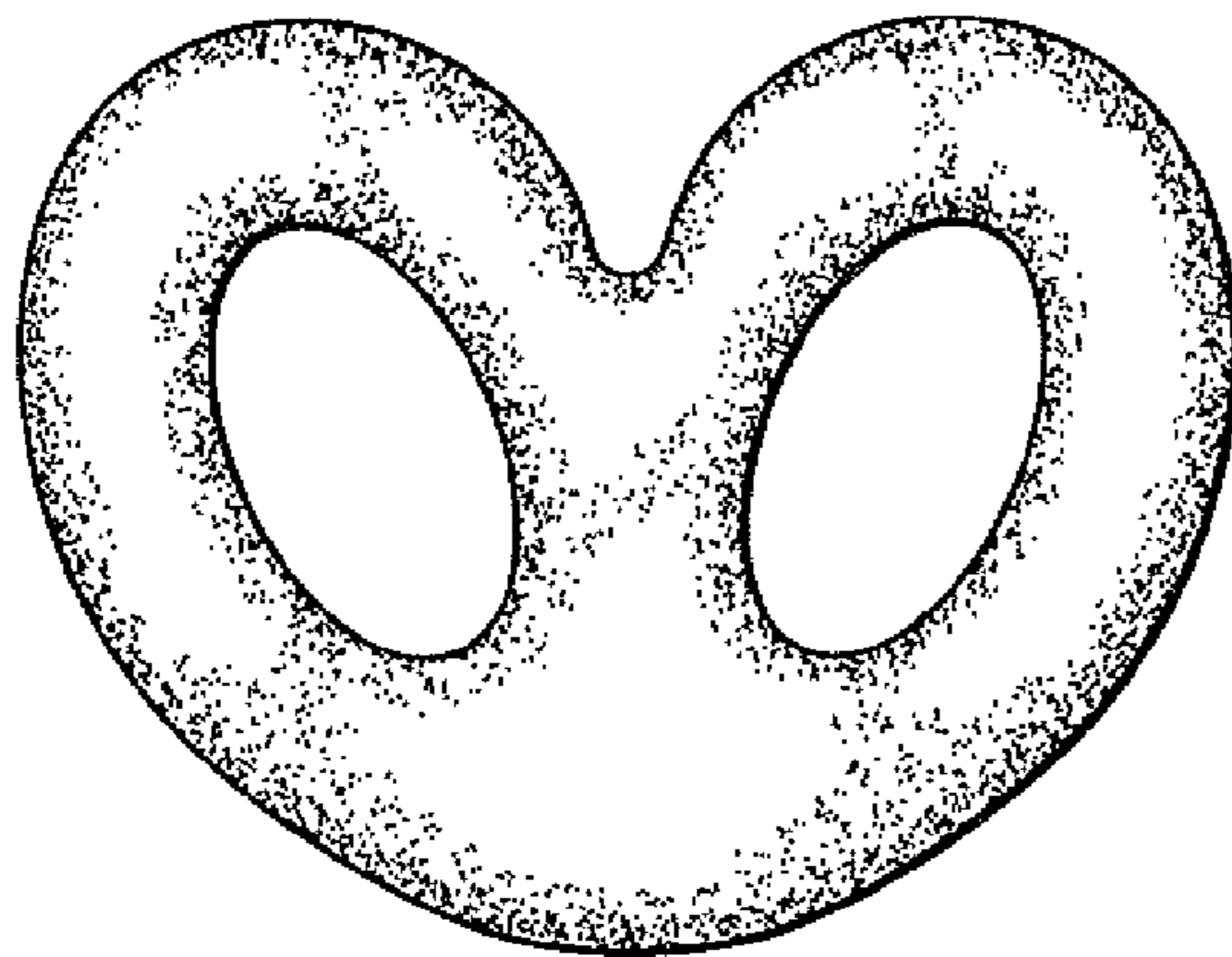


FIG. 10



FIG. 11




FIG. 12