



US00D582621S

(12) **United States Design Patent**  
**Girard**

(10) **Patent No.:** **US D582,621 S**

(45) **Date of Patent:** **\*\* \*Dec. 9, 2008**

(54) **CART**

(76) **Inventor:** **Benoit Girard**, 620, Pascal, Repentigny,  
QC (CA), J6A 7G3

(\*) **Notice:** This patent is subject to a terminal disclaimer.

(\*\*) **Term:** **14 Years**

(21) **Appl. No.:** **29/223,991**

(22) **Filed:** **Feb. 23, 2005**

(30) **Foreign Application Priority Data**

Mar. 9, 2004 (CA) ..... 108235

(51) **LOC (8) Cl.** ..... **12-02**

(52) **U.S. Cl.** ..... **D34/14**

(58) **Field of Classification Search** ..... D34/12-27;  
D6/461, 467, 449, 525; D15/151, 199, 79,  
D15/81, 85; 141/65; 280/47.34

See application file for complete search history.

(56) **References Cited**

**U.S. PATENT DOCUMENTS**

1,985,412 A \* 12/1934 Jackson ..... 280/79.2

D288,147 S \* 2/1987 Helinsky ..... D3/274

D368,726 S \* 4/1996 Few ..... D15/151

D447,567 S \* 9/2001 Murphy et al. .... D24/172

D448,391 S \* 9/2001 Stauffer et al. .... D15/79

D477,620 S \* 7/2003 Few ..... D15/151

6,827,357 B2 \* 12/2004 Calmeise et al. .... 280/47.34

\* cited by examiner

*Primary Examiner*—Freda S. Nunn

*Assistant Examiner*—Kevin K. Rudzinski

(74) *Attorney, Agent, or Firm*—Protections Equinox Franz  
Bonsang Patent Agent

(57) **CLAIM**

The ornamental design for a cart, as shown and described.

**DESCRIPTION**

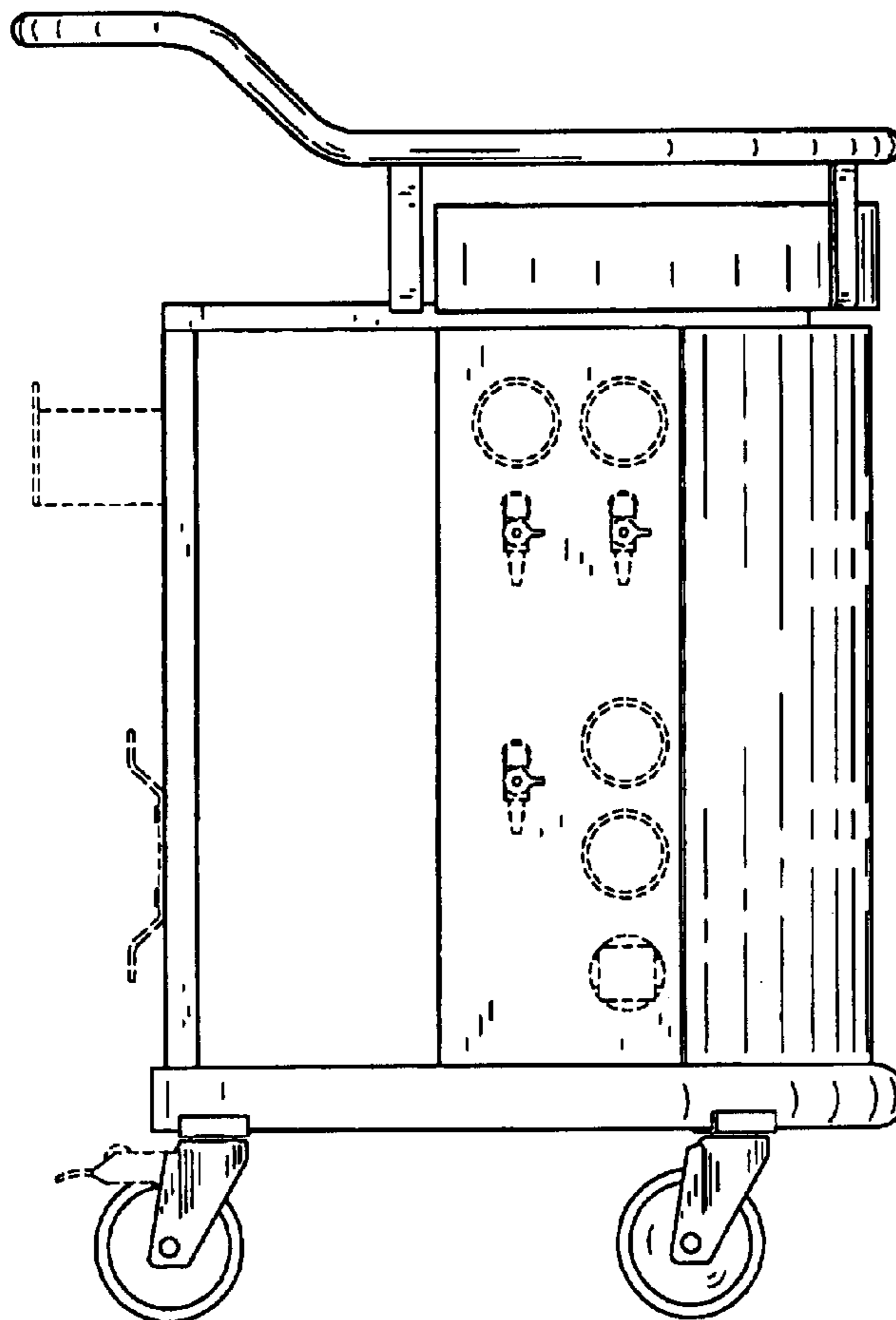
FIG. 1 is a top view thereof;

FIG. 2 is a side view thereof; and,

FIG. 3 is a front view thereof.

In the drawings, the broken lines represent elements such as valves, hooks, hose hanger, drawer and wheel lock that are for illustrative purposes only and form no part of the claimed design.

**1 Claim, 1 Drawing Sheet**



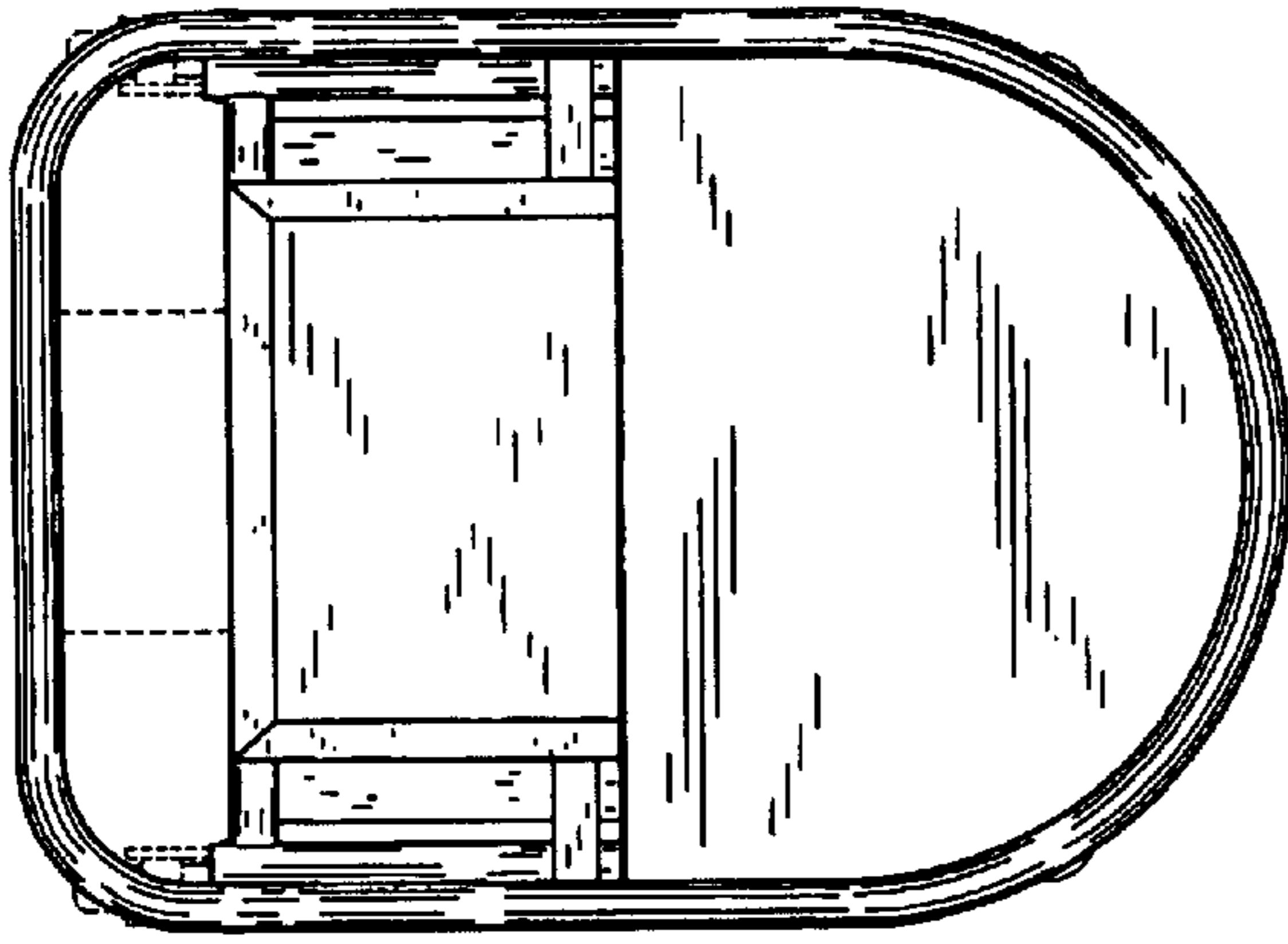


FIG. 1

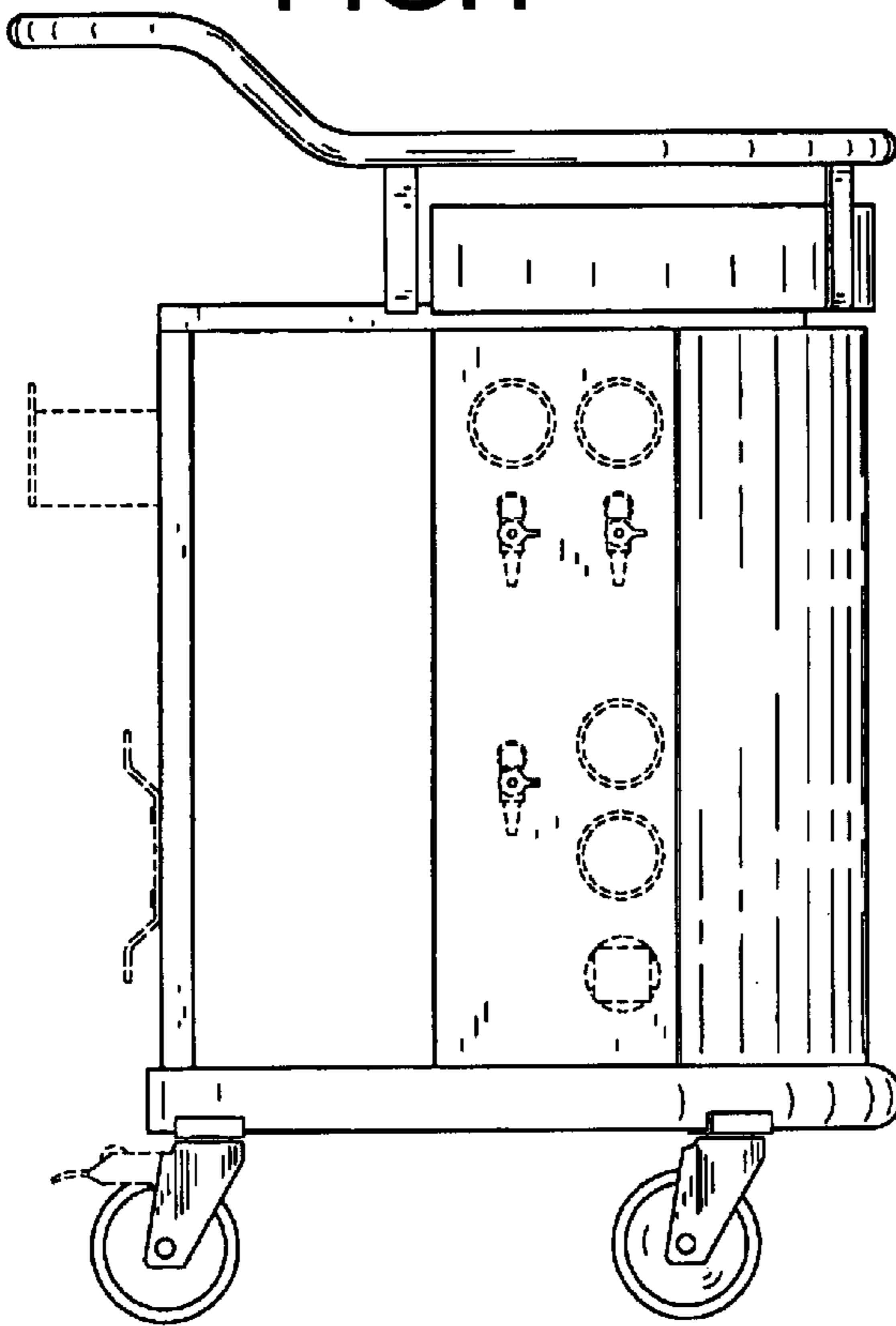


FIG. 2

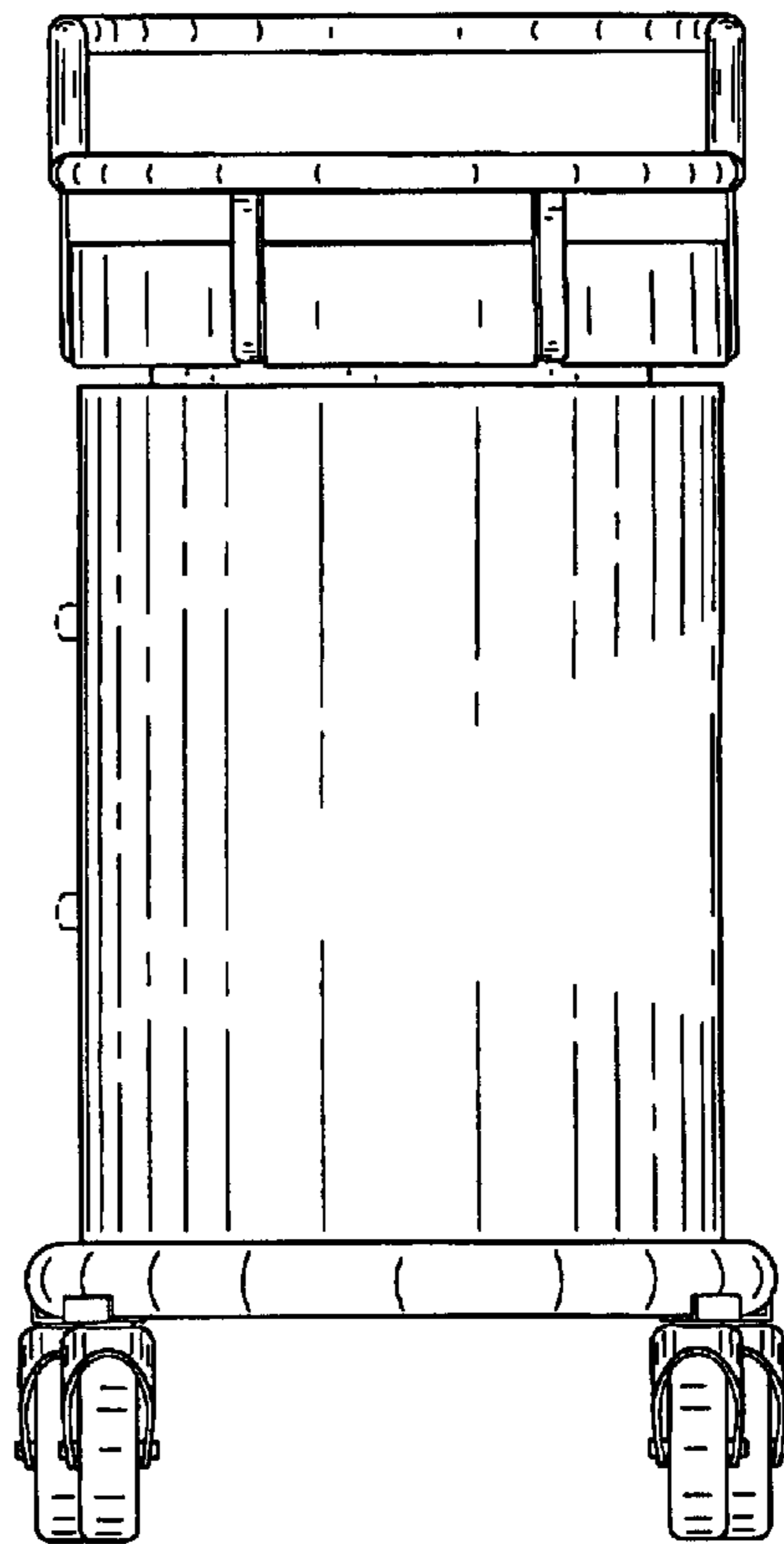


FIG. 3