



US00D582608S

(12) **United States Design Patent**
Palmer

(10) **Patent No.:** **US D582,608 S**
(45) **Date of Patent:** **** Dec. 9, 2008**

(54) **PROTECTIVE PAD FOR SPORTSWEAR**

(75) Inventor: **Richard Martin Palmer**, St. Albans (GB)

(73) Assignee: **Design Blue Limited**, Hove (GB)

(**) Term: **14 Years**

(21) Appl. No.: **29/248,540**

(22) Filed: **Aug. 21, 2006**

(51) **LOC (8) Cl.** **02-99**

(52) **U.S. Cl.** **D29/121.1**

(58) **Field of Classification Search** D29/100,
D29/101.2, 101.5, 120.1, 121.2, 122; D24/190,
D24/192; 2/22-24, 62, 227, 238, 267, 455,
2/911; 602/30, 60-62; 128/882; 36/72 R,
36/94-96

See application file for complete search history.

(56) **References Cited**

U.S. PATENT DOCUMENTS

| | | | | |
|----------------|---------|--------------|-------|-----------|
| D47,333 S * | 5/1915 | Kleinschmidt | | D24/190 |
| D341,005 S * | 11/1993 | Pratt | | D29/121.1 |
| D346,245 S * | 4/1994 | Krent et al. | | D29/121.1 |
| 5,416,924 A * | 5/1995 | Sims | | 2/24 |
| 5,680,657 A * | 10/1997 | Valtakari | | 2/455 |
| D404,134 S * | 1/1999 | Dunshee | | D24/189 |
| 6,079,056 A * | 6/2000 | Fogelberg | | 2/461 |
| 6,093,468 A * | 7/2000 | Toms et al. | | 428/67 |
| D431,329 S * | 9/2000 | Chen | | D29/122 |
| D433,142 S * | 10/2000 | Nash et al. | | D24/189 |
| 6,202,214 B1 * | 3/2001 | Light | | 2/45 |
| 6,279,160 B1 * | 8/2001 | Chen | | 2/24 |
| 6,519,781 B1 * | 2/2003 | Berns | | 2/267 |

D474,842 S * 5/2003 Wolsing et al. D24/189
2006/0059609 A1 * 3/2006 Moss 2/455

* cited by examiner

Primary Examiner—T. Chase Nelson

Assistant Examiner—Karen Acker

(74) *Attorney, Agent, or Firm*—Marshall, Gerstein & Borun LLP

(57) **CLAIM**

The ornamental design for protective pad for sportswear, as shown as described.

DESCRIPTION

FIG. 1 is a perspective view of a protective pad for sportswear;

FIG. 2 is a front elevation view of the protective pad for sportswear of FIG. 1;

FIG. 3 is a right side view of the protective pad for sportswear of FIG. 1;

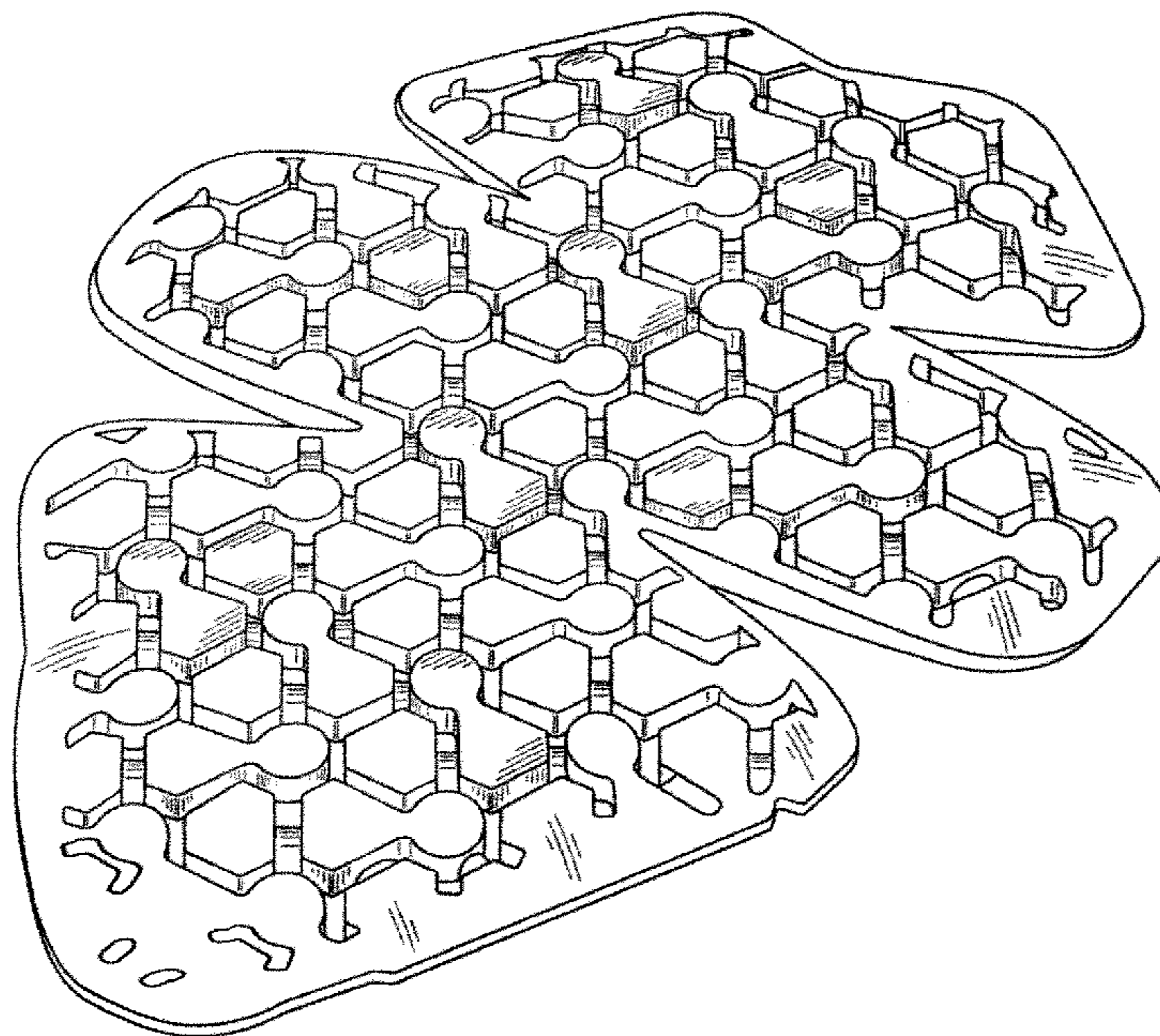
FIG. 4 is a top view of the protective pad for sportswear of FIG. 1;

FIG. 5 is a bottom view of the protective pad for sportswear of FIG. 1; and,

FIG. 6 is another perspective view of the protective pad for sportswear of FIG. 1, shown in a condition of use.

The broken lines showing part of a human figure and a border are for illustrating the environment in which the design is used and form no part of the claimed design. The rear view of the protective pad for sportswear opposite that of FIG. 1 forms no part of the claimed design and therefore is not shown.

1 Claim, 4 Drawing Sheets



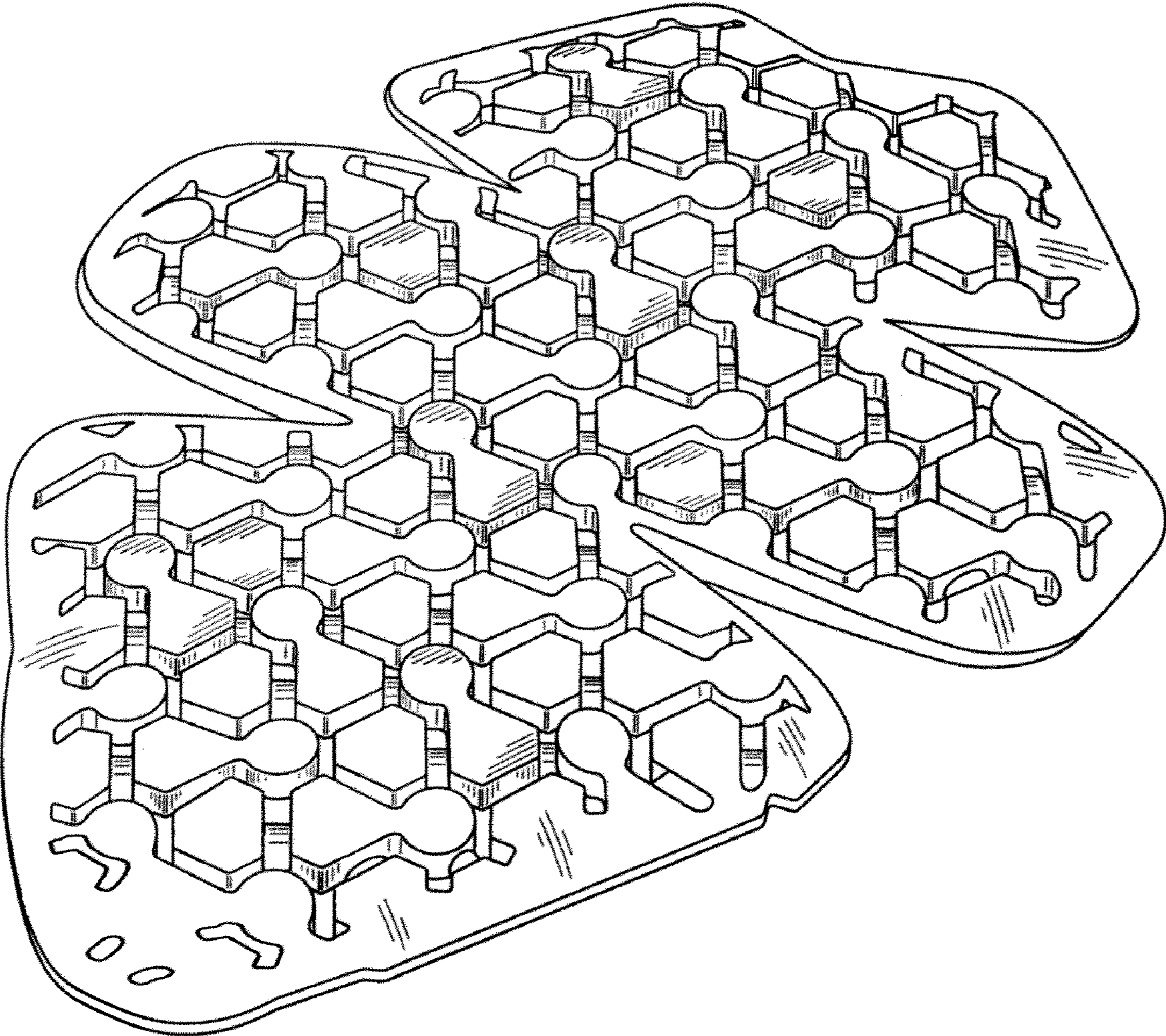


FIG. 1

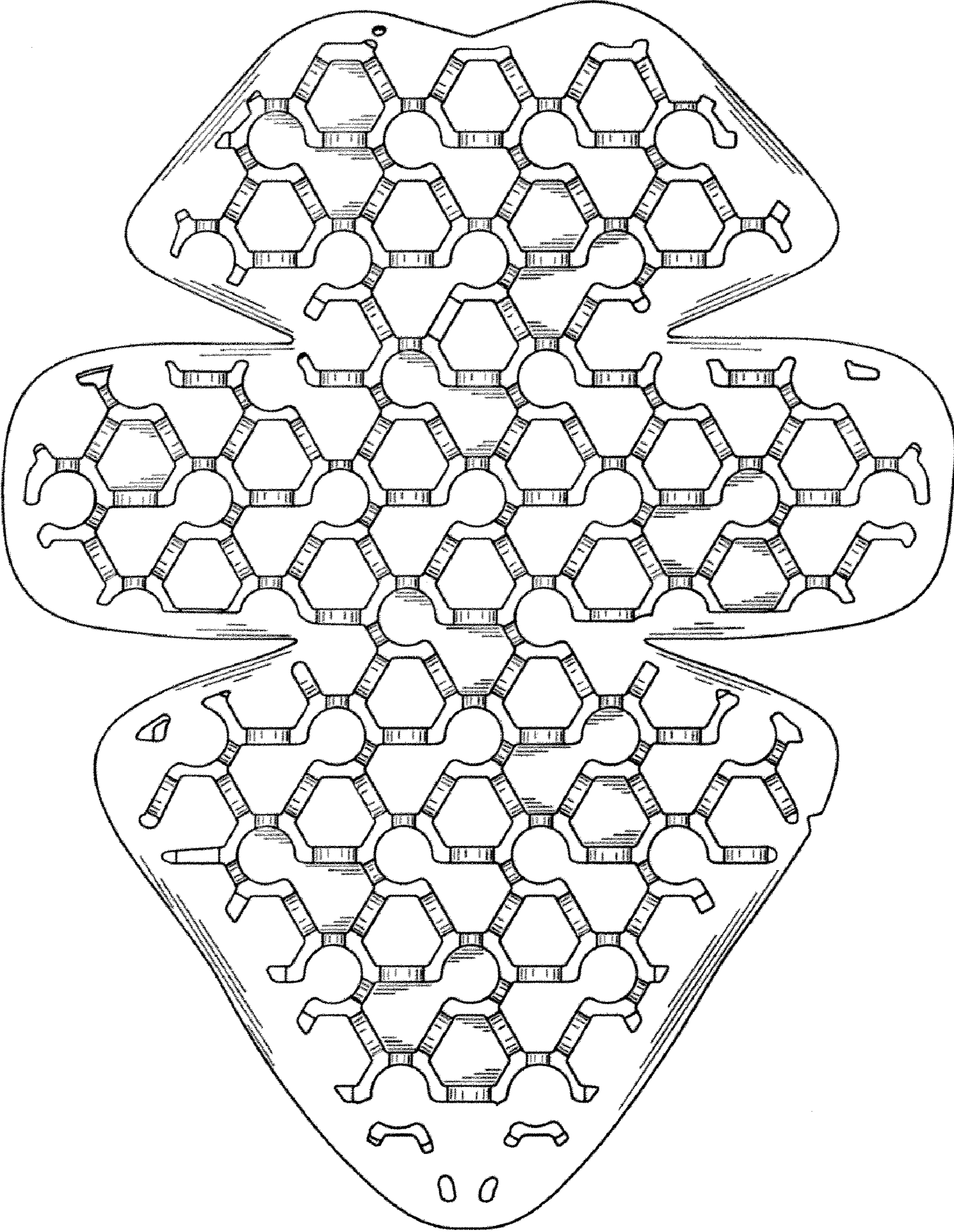


FIG. 2



FIG. 3

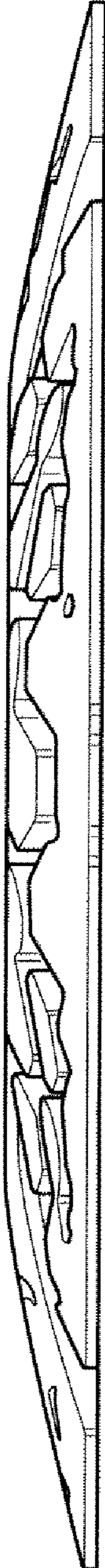


FIG. 4




FIG. 5

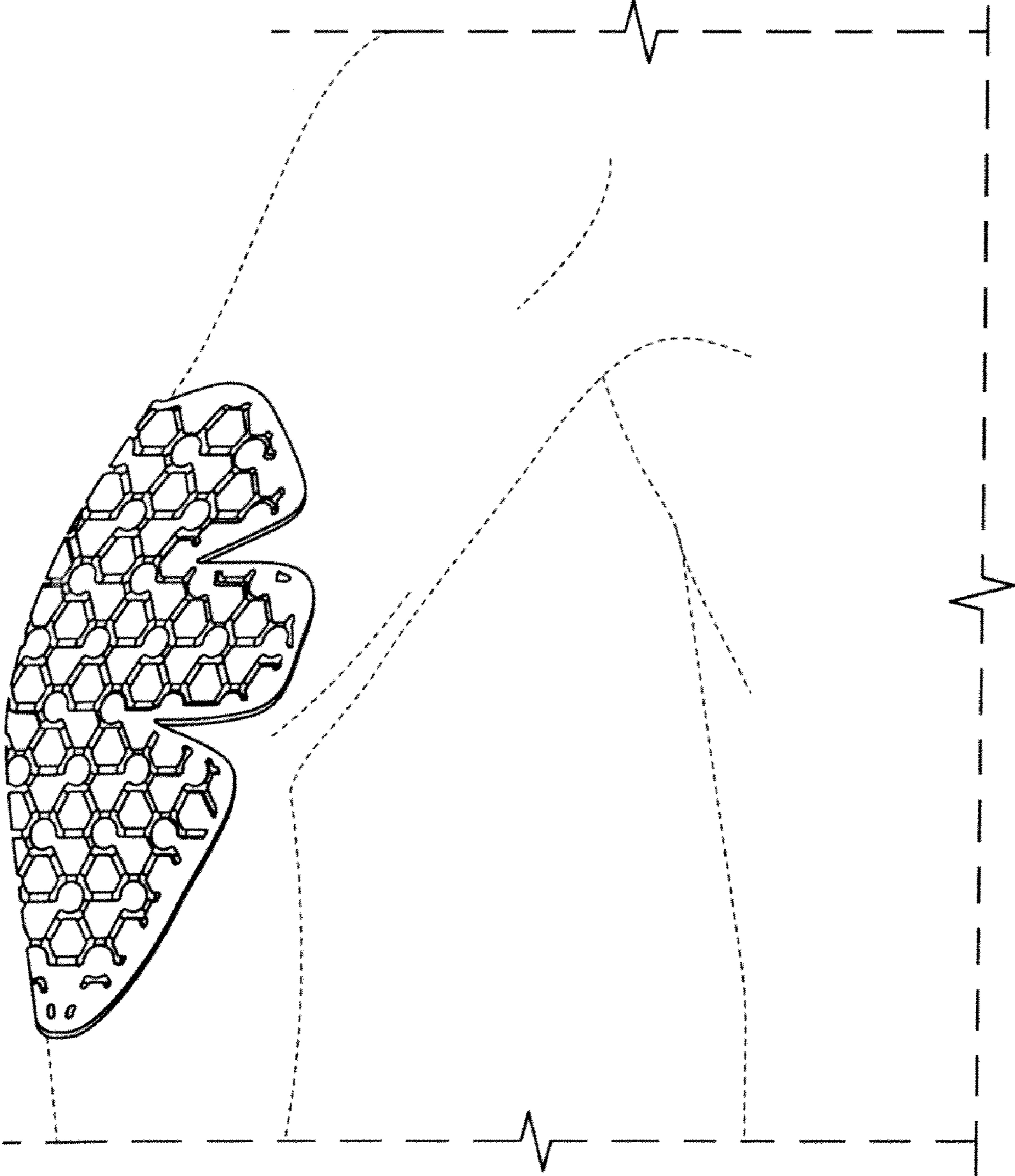


FIG. 6