



US00D582598S

(12) **United States Design Patent**  
**Kramer et al.**

(10) **Patent No.:** **US D582,598 S**

(45) **Date of Patent:** **\*\* Dec. 9, 2008**

(54) **LIGHT ASSEMBLY**

(75) Inventors: **Jim Alan Kramer**, Muskegon, MI (US);  
**Jack Allen Beukema**, Holland, MI (US);  
**Lynne Marie Bosgraaf**, Grand Haven,  
MI (US); **Mitchell Mulder**, Spring Lake,  
MI (US); **Eric Toth**, Holland, MI (US);  
**Bruce Fredricks**, Grand Haven, MI  
(US)

(73) Assignee: **Light Corporation**, Grand Haven, MI  
(US)

(\*\*) Term: **14 Years**

(21) Appl. No.: **29/280,812**

(22) Filed: **Jun. 7, 2007**

(51) **LOC (8) Cl.** ..... **26-03**

(52) **U.S. Cl.** ..... **D26/85**

(58) **Field of Classification Search** ..... D26/72,  
D26/75-78, 85, 89; 362/147, 404, 347, 350  
See application file for complete search history.

(56) **References Cited**

U.S. PATENT DOCUMENTS

D188,912 S	*	9/1960	Lasker	.....	D26/85
D336,352 S	*	6/1993	Dieperink et al.	.....	D26/76
D452,030 S	*	12/2001	Collver	.....	D26/76
D454,971 S	*	3/2002	Crosby	.....	D26/85

D512,526 S	*	12/2005	Zucker	.....	D26/76
D519,237 S	*	4/2006	Kopp	.....	D26/76
D545,476 S	*	6/2007	Friedman	.....	D26/76
D546,493 S	*	7/2007	Friedman	.....	D26/76
D559,424 S	*	1/2008	Martineau et al.	.....	D26/85

\* cited by examiner

*Primary Examiner*—Clare E Heflin

(74) *Attorney, Agent, or Firm*—Warner Norcross & Judd LLP

(57) **CLAIM**

The ornamental design for a light assembly, as shown and described.

**DESCRIPTION**

FIG. 1 is a perspective view of the light assembly embodying the new design;

FIG. 2 is a right side view, the left side being a mirror image thereof;

FIG. 3 is a front view thereof;

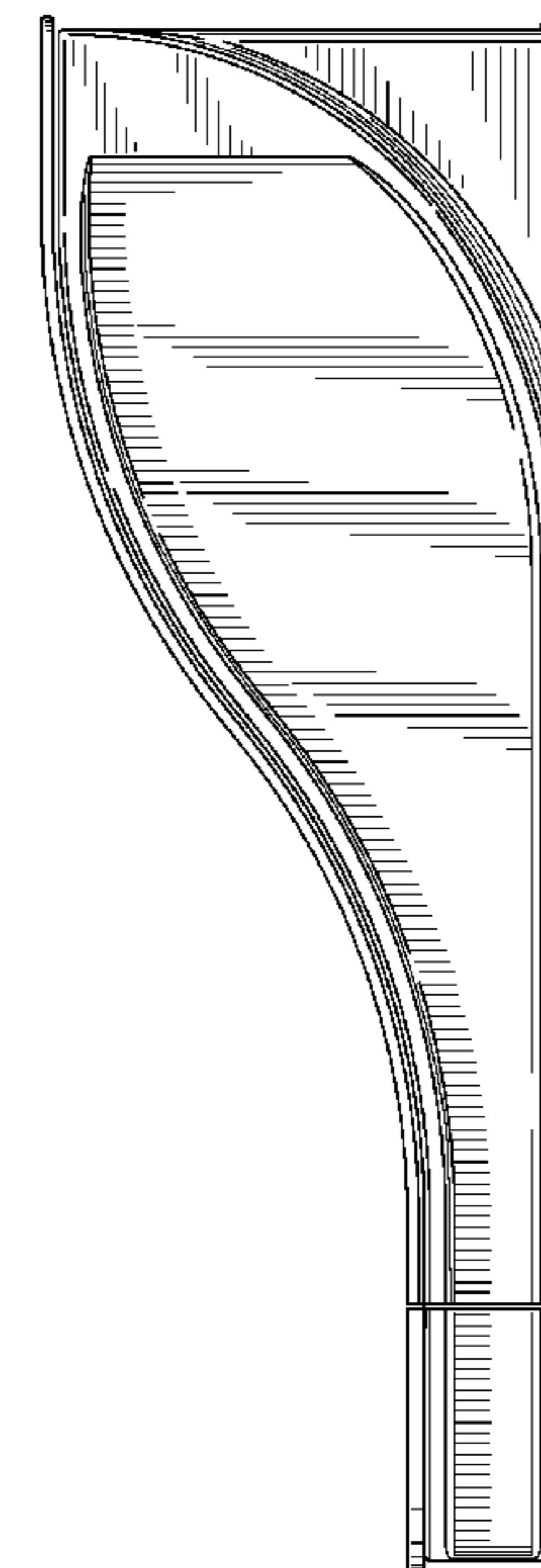
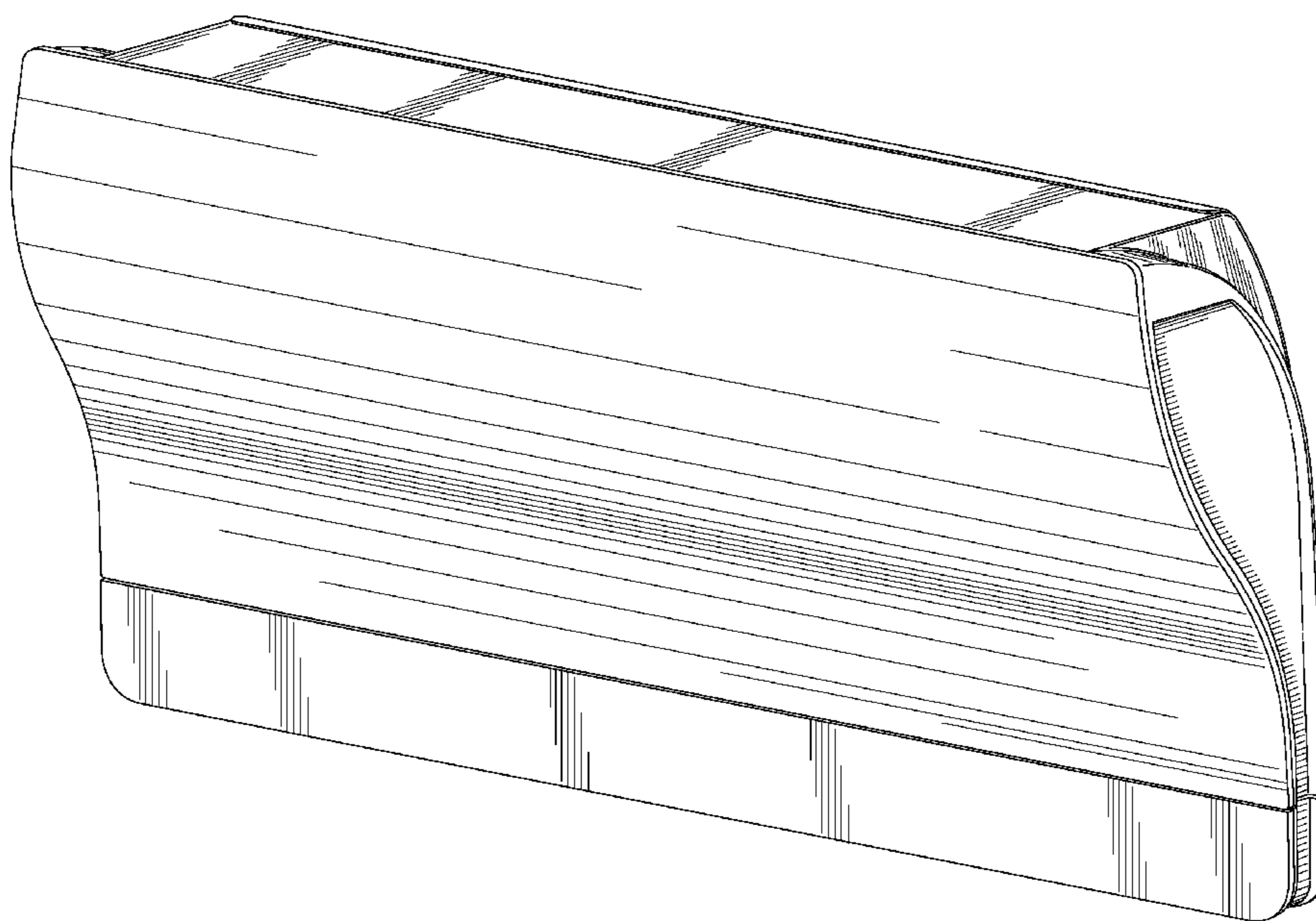
FIG. 4 is a rear view thereof;

FIG. 5 is a top view thereof; and,

FIG. 6 is a bottom view thereof.

FIGS. 4 and 6 show features of the light assembly in phantom lines. These features are shown for environmental purposes and do not form any part of the claimed design.

**1 Claim, 5 Drawing Sheets**



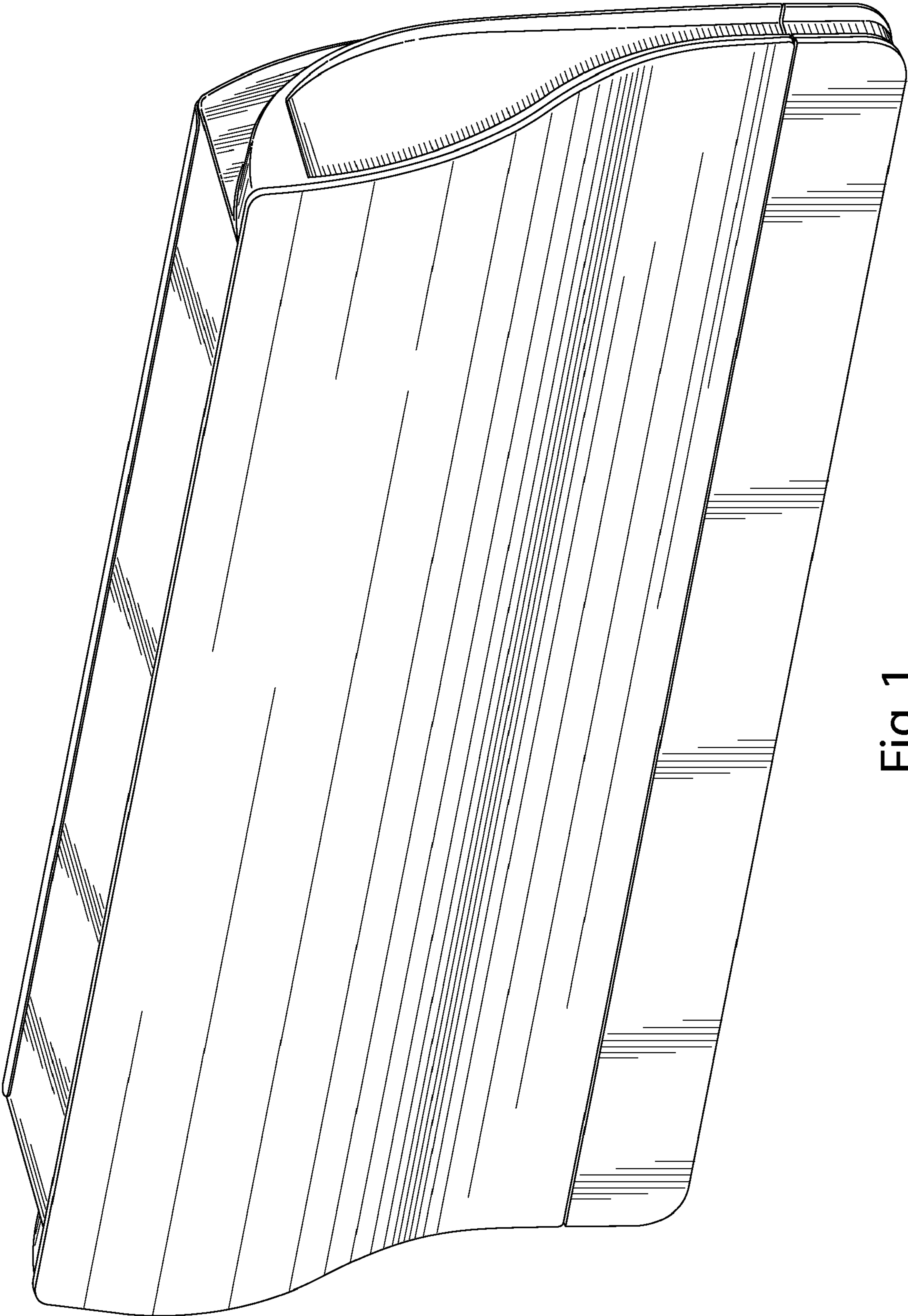


Fig. 1

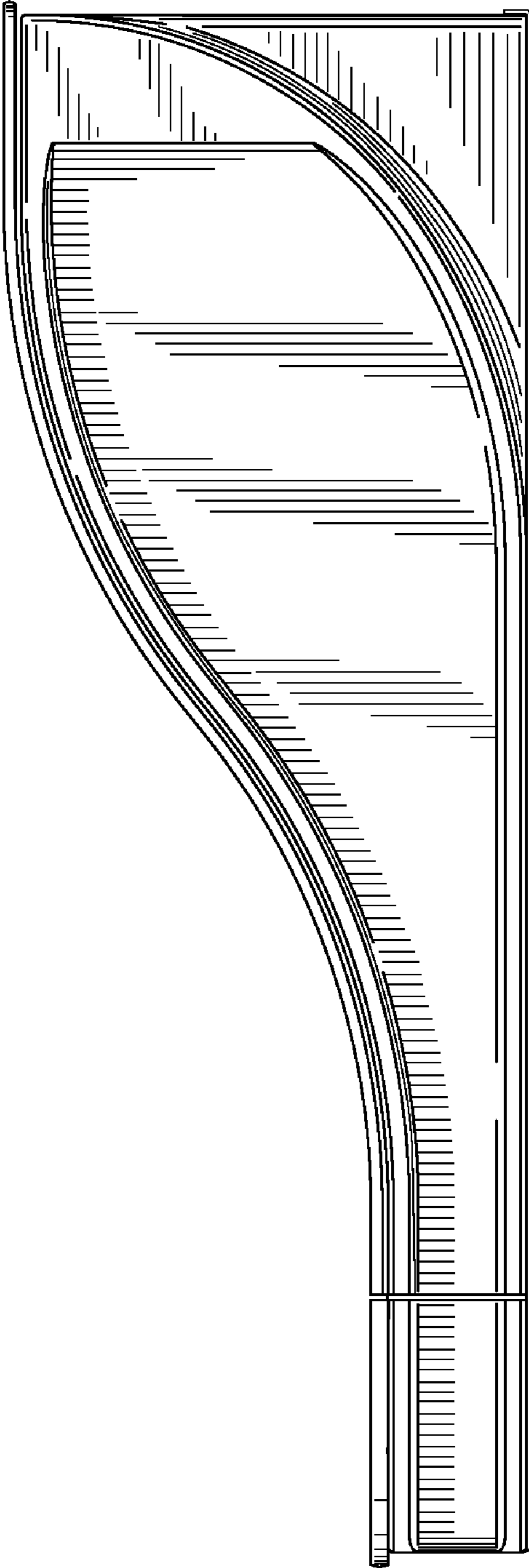


Fig. 2




Fig. 3




Fig. 4




Fig. 5




Fig. 6