



US00D582597S

(12) **United States Design Patent**
Collicott

(10) **Patent No.:** **US D582,597 S**
(45) **Date of Patent:** **** Dec. 9, 2008**

(54) **MINIATURE CHANDELIER**

(76) Inventor: **Chris Collicott**, 315 Leonard St.,
Brooklyn, NY (US) 11211

(**) Term: **14 Years**

(21) Appl. No.: **29/285,060**

(22) Filed: **Mar. 20, 2007**

(51) **LOC (8) Cl.** **26-03**

(52) **U.S. Cl.** **D26/81**

(58) **Field of Classification Search** D26/81-86,
D26/142-144; 362/147, 404-408

See application file for complete search history.

(56) **References Cited**

U.S. PATENT DOCUMENTS

- D53,186 S * 4/1919 Von Lossberg D26/81
- D66,758 S * 3/1925 Sutherland D26/81
- D68,018 S * 8/1925 Schaffer D26/81
- D74,328 S * 1/1928 Shapiro D26/81
- 6,854,868 B2 * 2/2005 Wu 362/405
- 7,217,014 B2 * 5/2007 Nielson 362/405

D552,288 S * 10/2007 De'Armond D26/81

OTHER PUBLICATIONS

Miniature chandeliers "F", "I" and "J" shown on p. 17 of the Lamps
Plus 2007 Holiday catalog.*

Chandeliers shown on p. 67 of the World Imports catalog 17; © 1990.*

* cited by examiner

Primary Examiner—Clare E Heflin

(74) *Attorney, Agent, or Firm*—Cascio Schmoyer & Zervas

(57) **CLAIM**

The ornamental design for a miniature chandelier, as shown
and described.

DESCRIPTION



FIG. 1 is a front elevational view of the miniature chandelier
showing my design, the opposite side being identical to the
side shown;

FIG. 2 is a top plan view thereof;

FIG. 3 is a bottom plan view thereof; and,

FIG. 4 is a perspective view thereof.

1 Claim, 2 Drawing Sheets






FIG. 1




FIG. 2




FIG. 3

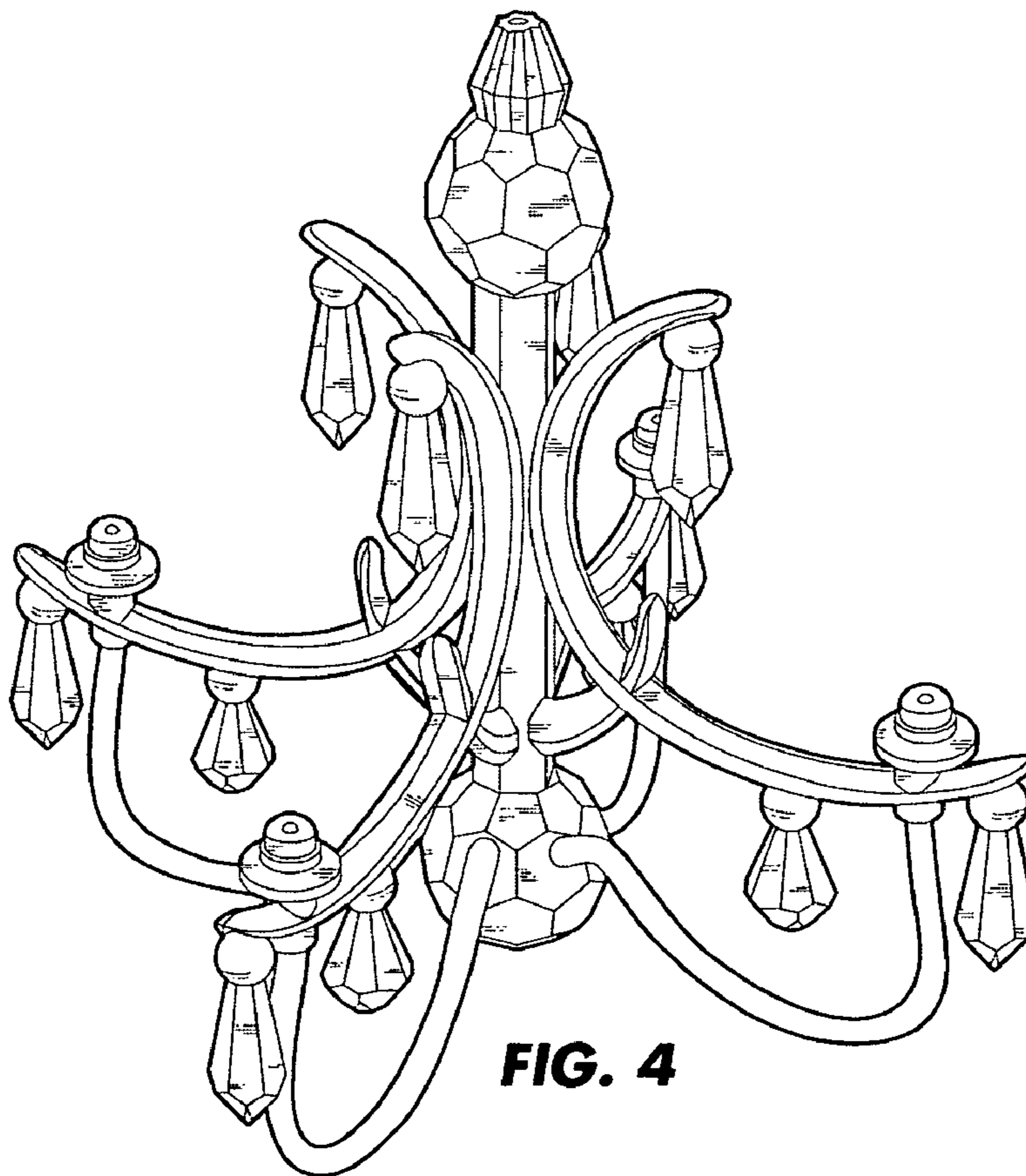


FIG. 4