



US00D582585S

(12) **United States Design Patent**  
**Hanaoka**

(10) **Patent No.:** **US D582,585 S**  
(45) **Date of Patent:** **\*\* Dec. 9, 2008**

(54) **REAR COMBINATION LAMP FOR  
AUTOMOBILE**

(75) Inventor: **Hisakazu Hanaoka**, Wako (JP)

(73) Assignee: **Honda Motor Co., Ltd.**, Tokyo (JP)

(\*\*) Term: **14 Years**

(21) Appl. No.: **29/274,695**

(22) Filed: **May 16, 2007**

(30) **Foreign Application Priority Data**

Nov. 17, 2006 (JP) ..... 2006-031602

(51) **LOC (8) Cl.** ..... **26-06**

(52) **U.S. Cl.** ..... **D26/28**

(58) **Field of Classification Search** ..... D26/28-36;  
362/459-468, 475-478, 485-487  
See application file for complete search history.

(56) **References Cited**

**U.S. PATENT DOCUMENTS**

D552,769 S \* 10/2007 Leclercq ..... D26/28

D553,269 S \* 10/2007 Pfeiffer et al. .... D26/28  
D560,292 S \* 1/2008 Sato ..... D26/28  
D561,357 S \* 2/2008 Leclercq ..... D26/28  
D565,211 S \* 3/2008 Haller et al. .... D26/28

\* cited by examiner

*Primary Examiner*—Marcus A. Jackson

(74) *Attorney, Agent, or Firm*—Birch, Stewart, Kolasch & Birch, LLP

(57) **CLAIM**

The ornamental design for a rear combination lamp for automobile, as shown and described.

**DESCRIPTION**

FIG. 1 is a front perspective view of a rear combination lamp for automobile.

FIG. 2 is a front elevation view thereof.

FIG. 3 is a top plan view thereof; and,

FIG. 4 is a right side elevation view thereof.

The portion of the article shown in broken lines is for illustrative purpose only and forms no part of the claimed design.

**1 Claim, 4 Drawing Sheets**

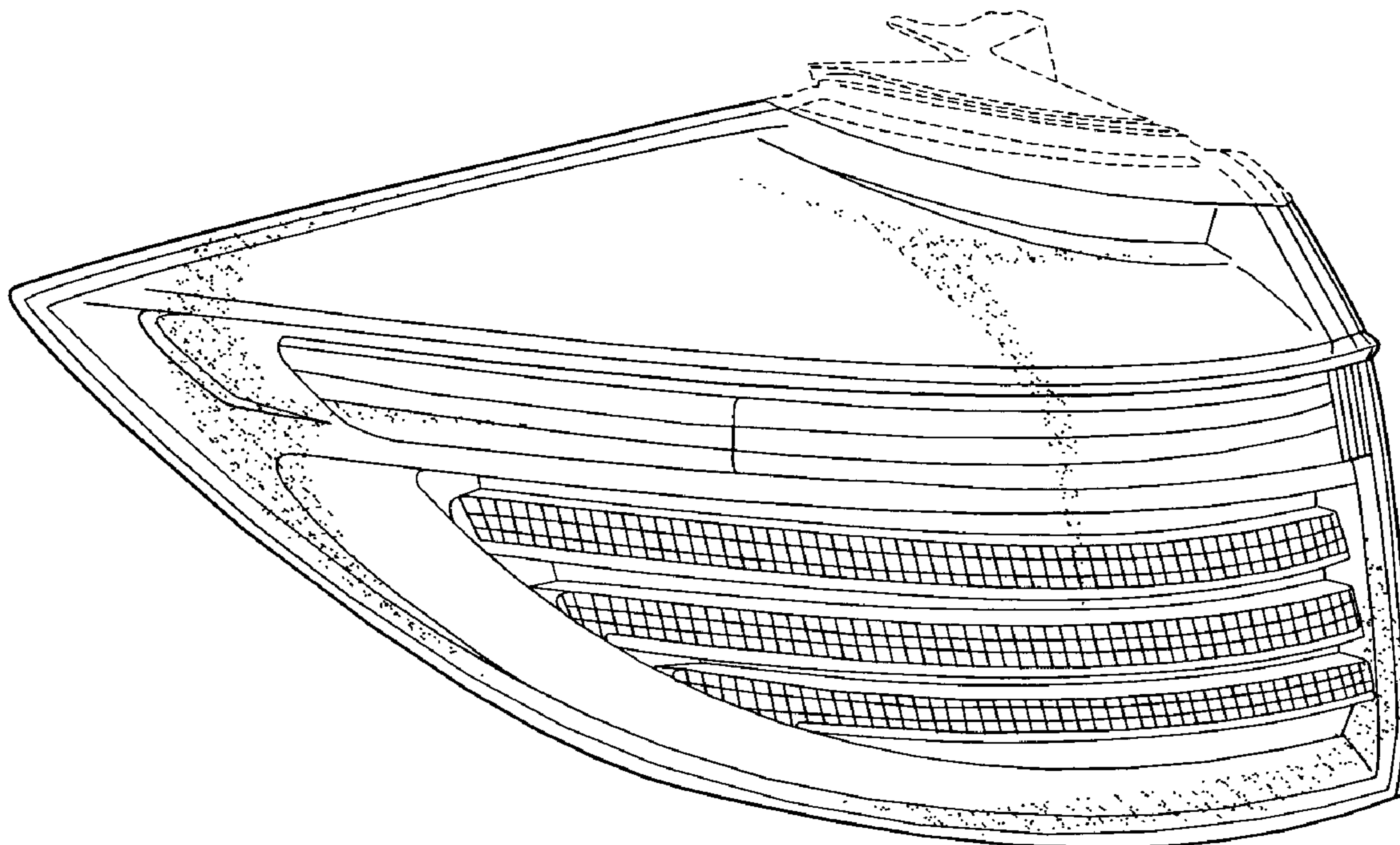


FIG. 1

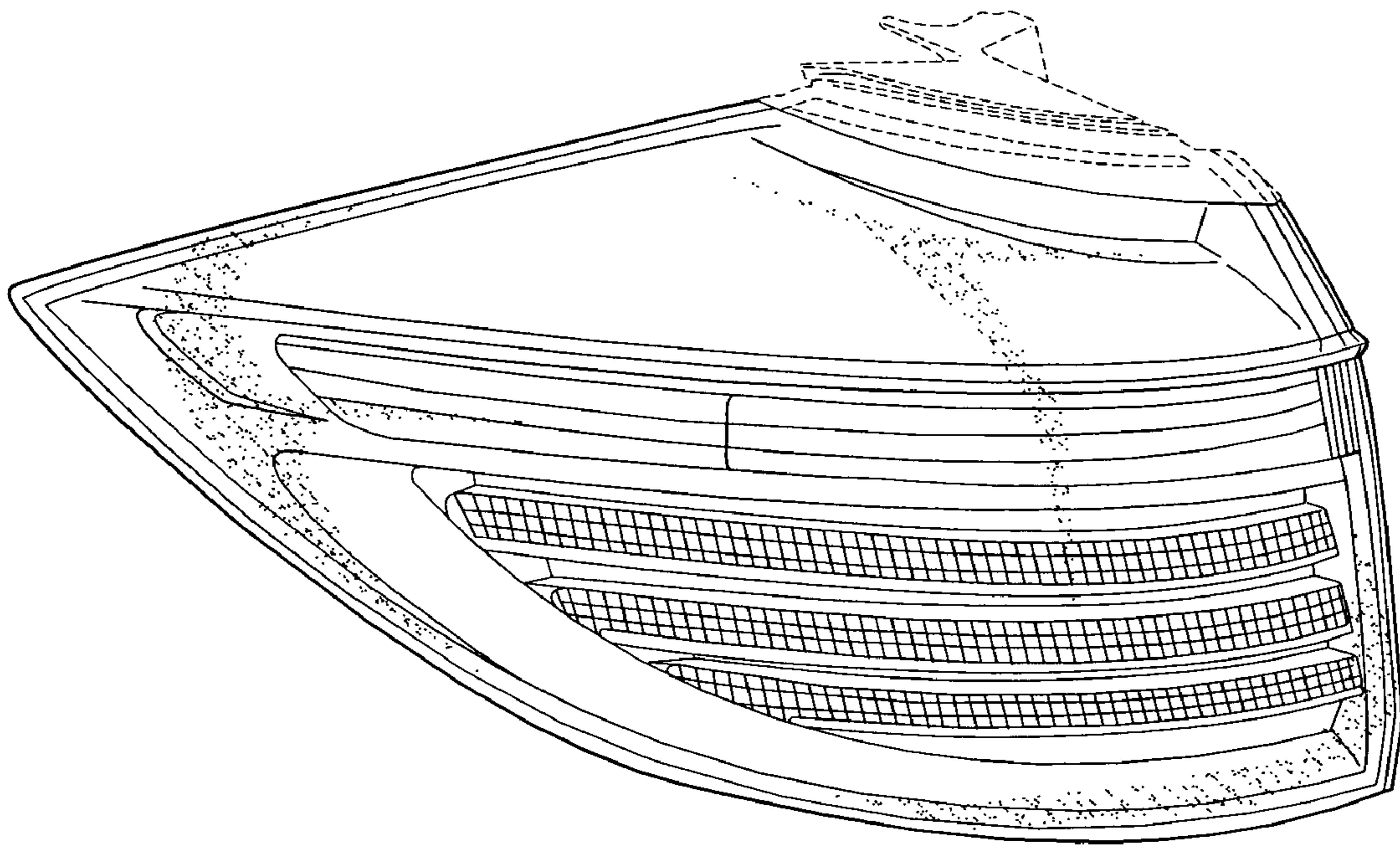


FIG. 2

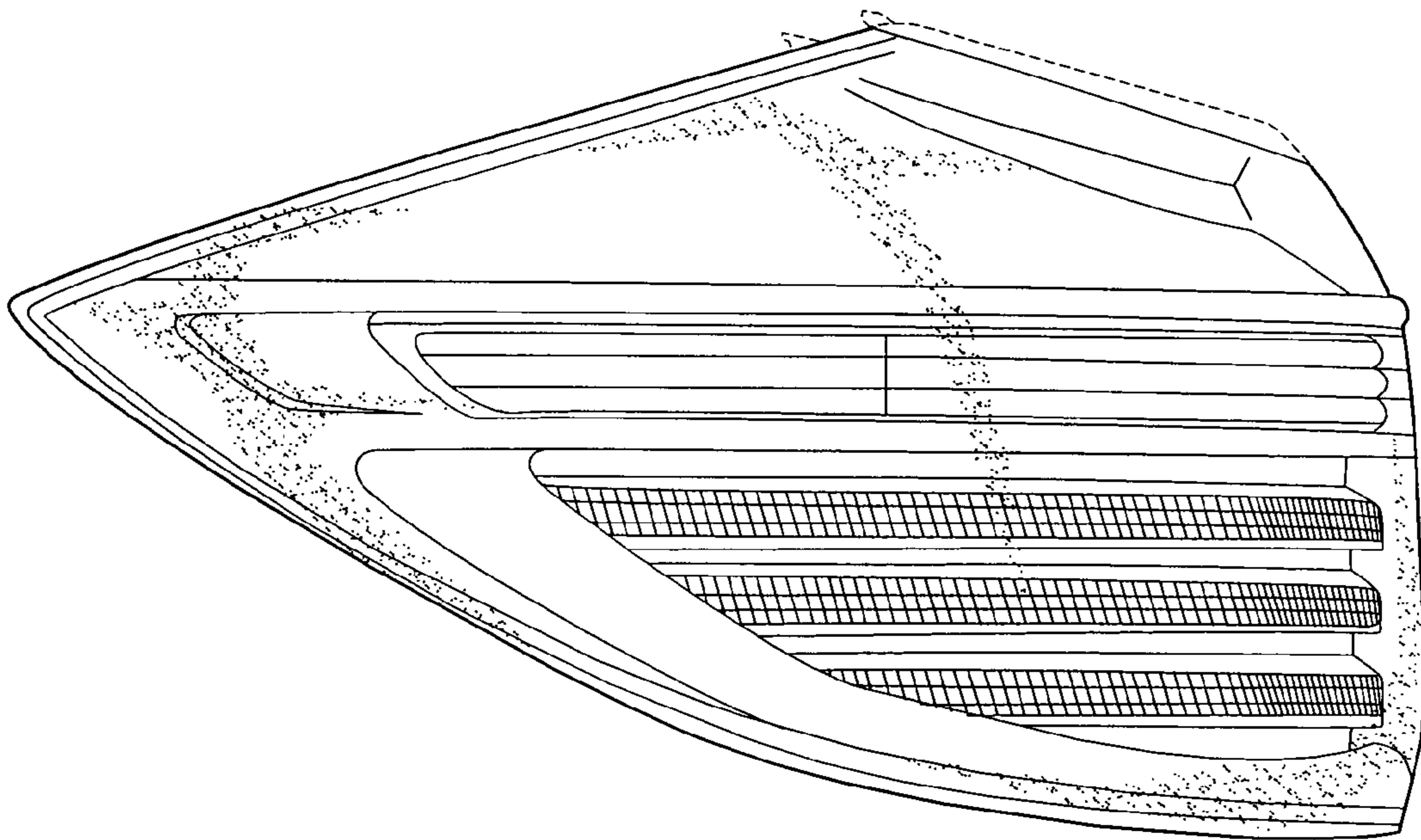


FIG. 3

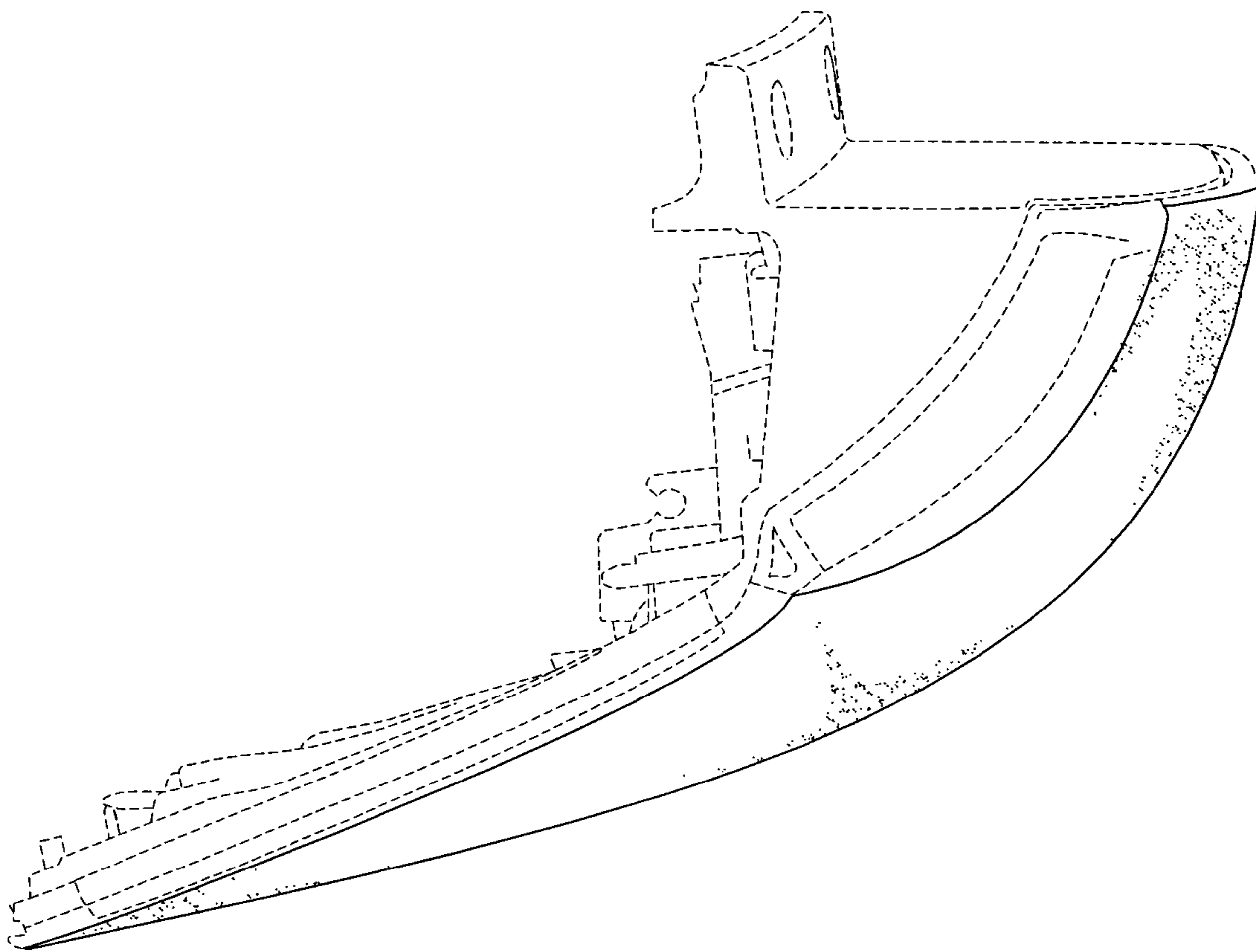


FIG. 4

