



US00D582583S

(12) **United States Design Patent**
Ohta

(10) **Patent No.:** **US D582,583 S**
(45) **Date of Patent:** **** Dec. 9, 2008**

(54) **REAR COMBINATION LAMP FOR AN AUTOMOBILE**

D488,255 S * 4/2004 Tsai D26/139
D542,445 S * 5/2007 Matsunami et al. D26/28

(75) Inventor: **Fumito Ohta**, Wako (JP)

(73) Assignee: **Honda Motor Co., Ltd.**, Tokyo (JP)

(**) Term: **14 Years**

(21) Appl. No.: **29/263,978**

(22) Filed: **Aug. 2, 2006**

(30) **Foreign Application Priority Data**

Feb. 6, 2006 (JP) 2006-002528

(51) **LOC (8) Cl.** **26-06**

(52) **U.S. Cl.** **D26/28**

(58) **Field of Classification Search** D26/28-36,
D26/139; 362/61, 80, 80.1, 80.2, 81, 82,
362/83, 326, 376, 459-468, 475-478, 485-487
See application file for complete search history.

(56) **References Cited**

U.S. PATENT DOCUMENTS

D485,936 S * 1/2004 Tsai D26/139
D488,254 S * 4/2004 Tsai D26/139

OTHER PUBLICATIONS

Notification of Refusal Reasons dated Oct. 27, 2006, JP Design Application No. 2006-002528.

* cited by examiner

Primary Examiner—Marcus A. Jackson

(74) *Attorney, Agent, or Firm*—Westerman, Hattori, Daniels & Adrian, LLP.

(57) **CLAIM**

The ornamental design for a rear combination lamp for an automobile, as shown and described.

DESCRIPTION

FIG. 1 is a front elevation view of a tail lamp cover showing our new design;

FIG. 2 is a top plan view thereof;

FIG. 3 is a left side elevation view thereof; and,

FIG. 4 is a perspective view thereof.

The broken lines are for illustrative purposes only and form no part of the claimed design.

1 Claim, 4 Drawing Sheets

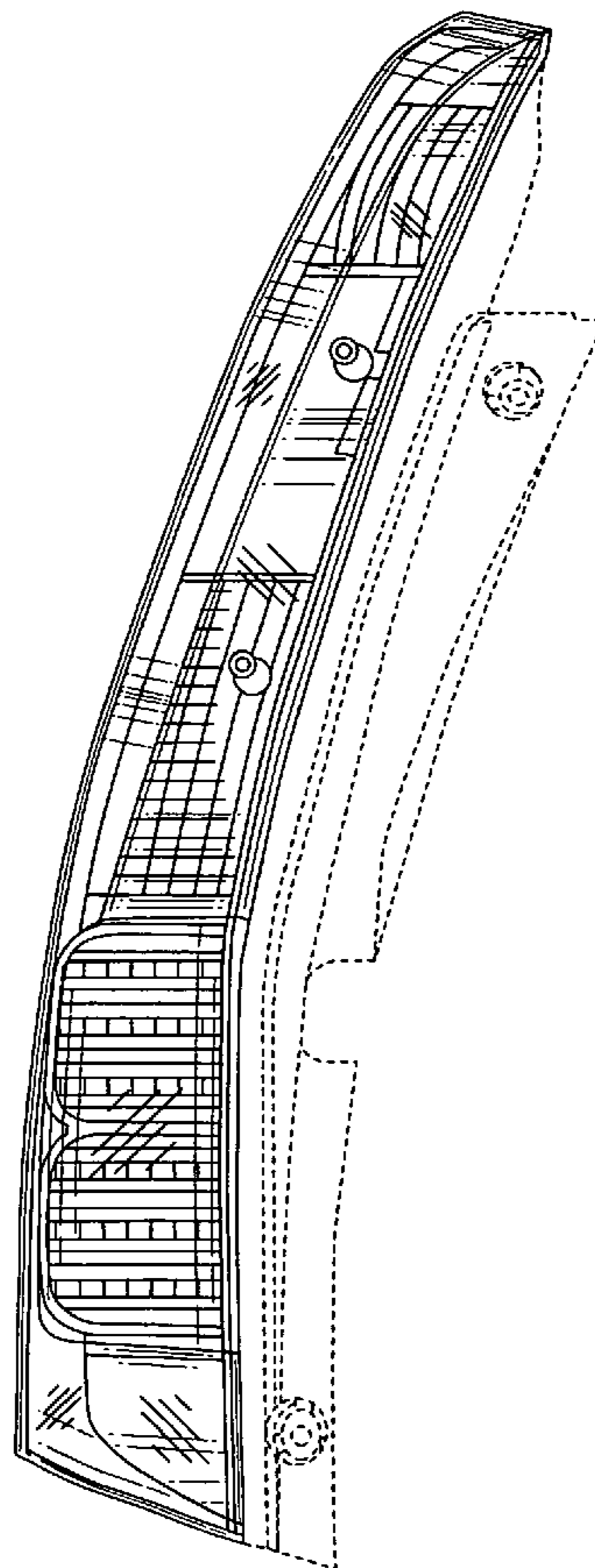


Fig. 1

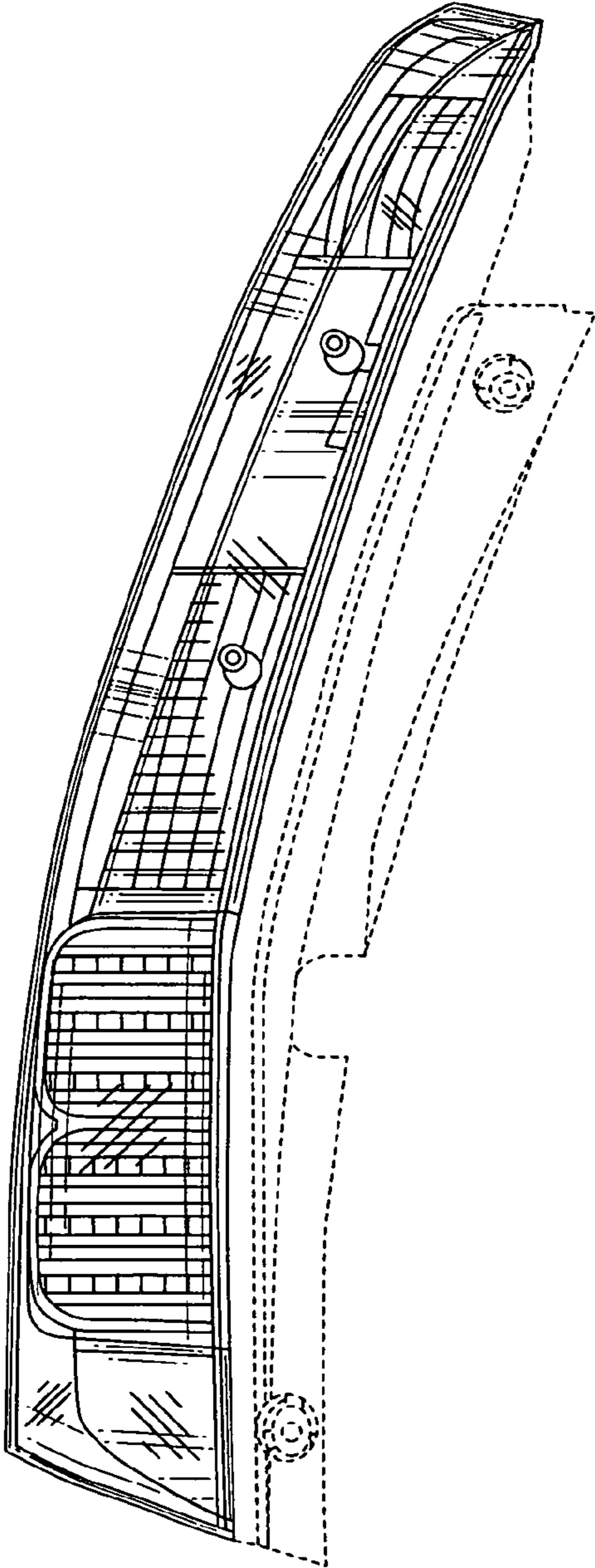


Fig. 2

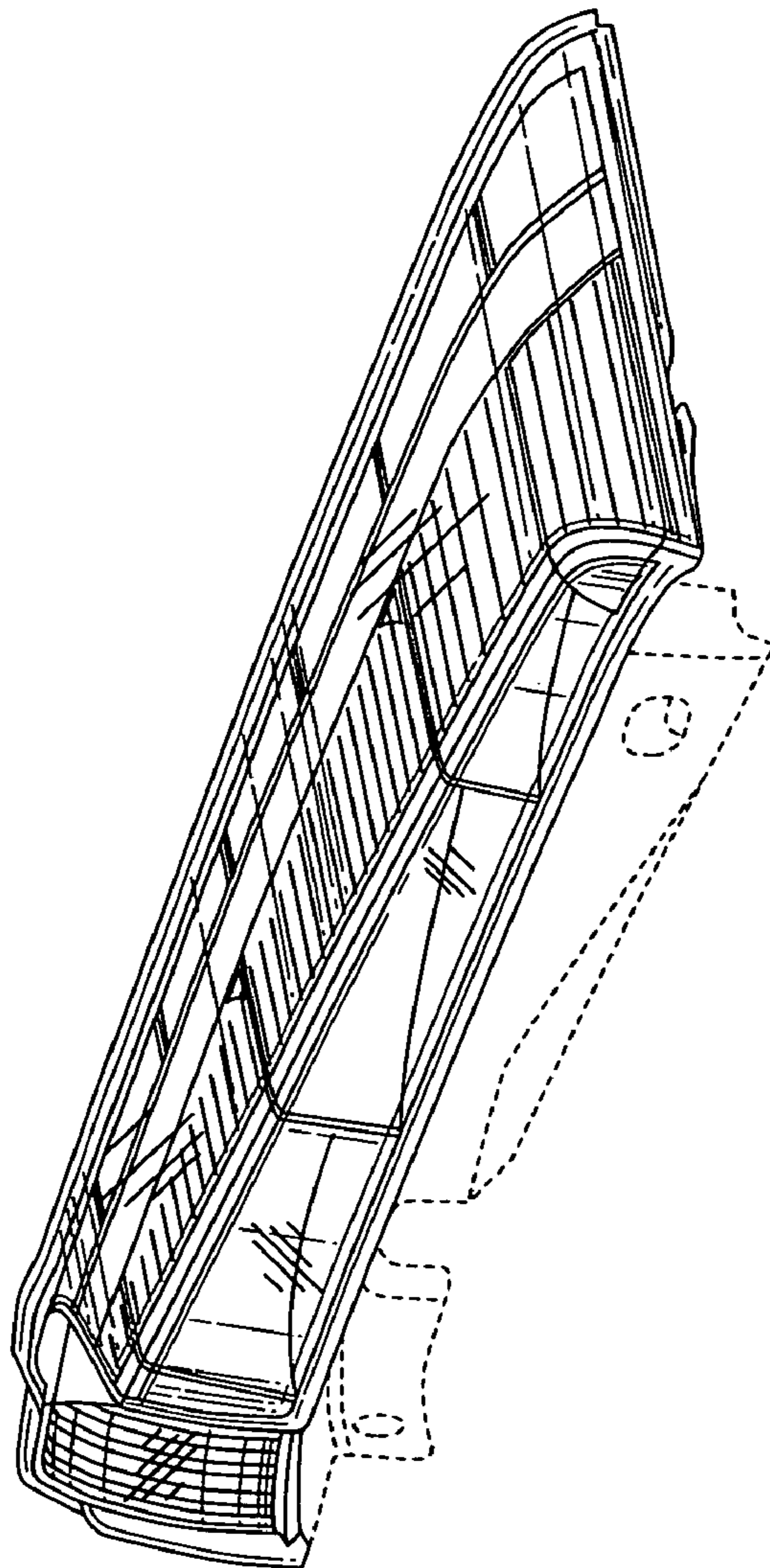


Fig. 3

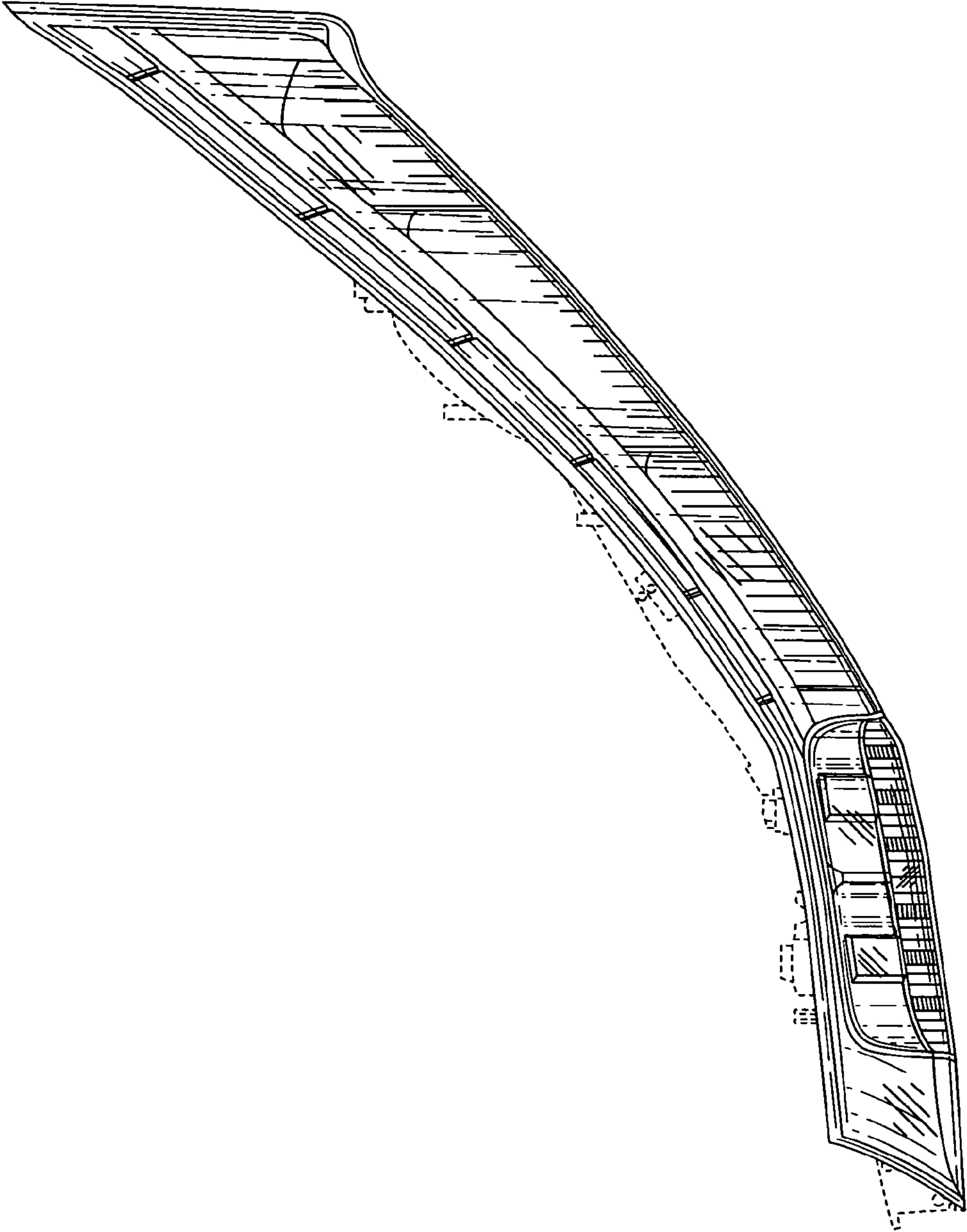


Fig. 4

