



US00D582574S

(12) **United States Design Patent**
Mackenzie

(10) **Patent No.:** **US D582,574 S**
(45) **Date of Patent:** **** Dec. 9, 2008**

(54) **WALL PANEL FOR A MODULAR BUILDING STRUCTURE**

(75) Inventor: **Michael James Mackenzie**, Cape Town (ZA)

(73) Assignee: **Roboloo, CC**, Western Cape Province (ZA)

(**) Term: **14 Years**

(21) Appl. No.: **29/279,405**

(22) Filed: **Apr. 30, 2007**

(30) **Foreign Application Priority Data**

Oct. 31, 2006 (ZA) A2006/01680

(51) **LOC (8) Cl.** **25-01**

(52) **U.S. Cl.** **D25/138**

(58) **Field of Classification Search** D25/138, D25/58, 139, 147, 156, 163, 159, 69, 128, D25/157; 52/311.2, 534, 506.05, 506.06, 52/506.07; D6/582, 575-584
See application file for complete search history.

(56) **References Cited**

U.S. PATENT DOCUMENTS

RE19,880 E * 3/1936 Little 52/534

D272,767 S * 2/1984 Nemeth D25/138
4,724,638 A * 2/1988 Bezborodko 52/506.05
D449,391 S * 10/2001 Kulik D25/138
D449,392 S * 10/2001 Kulik D25/138
D526,248 S * 8/2006 Stidham et al. D25/138
D565,202 S * 3/2008 Hansen D25/138

* cited by examiner

Primary Examiner—Catherine R Oliver

(74) *Attorney, Agent, or Firm*—Thomas E. Toner; Smith & Hopen, P.A.

(57) **CLAIM**

The ornamental design for a wall panel for a modular building structure, as shown and described.

DESCRIPTION

FIG. 1 is a perspective view of a wall panel for a modular building structure;

FIG. 2 is a perspective view of FIG. 1, showing the opposite side thereof;

FIG. 3 is a front elevation view of FIG. 1;

FIG. 4 is a side elevation view of FIG. 1;

FIG. 5 is a top plan view of FIG. 1; and,

FIG. 6 is a bottom plan view of FIG. 1.

1 Claim, 5 Drawing Sheets






FIG 1




FIG 2



FIG 3




FIG 4



FIG 5



FIG 6