



US00D582561S

(12) **United States Design Patent**
Sachi

(10) **Patent No.:** **US D582,561 S**

(45) **Date of Patent:** **** Dec. 9, 2008**

(54) **PATCH**

(76) Inventor: **Toru Sachi**, 2-13, Chuomachi 2-chome,
Nakatsu-shi, Oita (JP) 871-0024

(**) Term: **14 Years**

(21) Appl. No.: **29/274,570**

(22) Filed: **May 4, 2007**

(30) **Foreign Application Priority Data**

Nov. 8, 2006 (JP) 2006-030621

(51) **LOC (8) Cl.** **24-04**

(52) **U.S. Cl.** **D24/189**

(58) **Field of Classification Search** D24/189;
424/447, 448, 449; 602/41-47, 52, 58; 428/40.1,
428/43, 57, 139, 343, 352; 604/304, 306,
604/307

See application file for complete search history.

(56) **References Cited**

U.S. PATENT DOCUMENTS

3,888,247	A *	6/1975	Stenvall	602/59
D387,169	S *	12/1997	Dunshee et al.	D24/189
D389,244	S *	1/1998	Dunshee et al.	D24/189
D424,699	S *	5/2000	Allen	D24/189
D425,996	S *	5/2000	Owen, Jr.	D24/206
D480,144	S *	9/2003	Adams et al.	D24/189
D484,601	S *	12/2003	Griffiths et al.	D24/189
D484,602	S *	12/2003	Griffiths et al.	D24/189
D485,908	S *	1/2004	Sachi	D24/189
7,396,975	B2 *	7/2008	Sigurjonsson et al.	602/54
2002/0068891	A1 *	6/2002	Weathers	602/48

2008/0039763	A1 *	2/2008	Sigurjonsson et al.	602/56
2008/0051688	A1 *	2/2008	Lowe	602/58

FOREIGN PATENT DOCUMENTS

KR	30-0085531-0000	10/1988
KR	G1999296622	7/1999
KR	20-0359390-0000	8/2004
KR	20-0374912-0000	1/2005
KR	000346671-0009	5/2005

* cited by examiner

Primary Examiner—Joel Sincavage

Assistant Examiner—Michelle E Wilson

(74) *Attorney, Agent, or Firm*—Sughrue Mion, PLLC

(57) **CLAIM**

The ornamental design for a patch, as shown and described.

DESCRIPTION

FIG. 1 is a perspective view of a patch showing my new design;

FIG. 2 is a front elevational view thereof, the rear elevational view being a mirror image of the front view shown;

FIG. 3 is a top plan view thereof;

FIG. 4 is a bottom view thereof;

FIG. 5 is a right side view thereof, the left side view thereof being a mirror image of the side view shown; and,

FIG. 6 is a cross-sectional view taken along line 6—6 of FIG. 5.

The portions shown in broken lines are for illustrative purposes only and form no part of the claimed design.

1 Claim, 2 Drawing Sheets

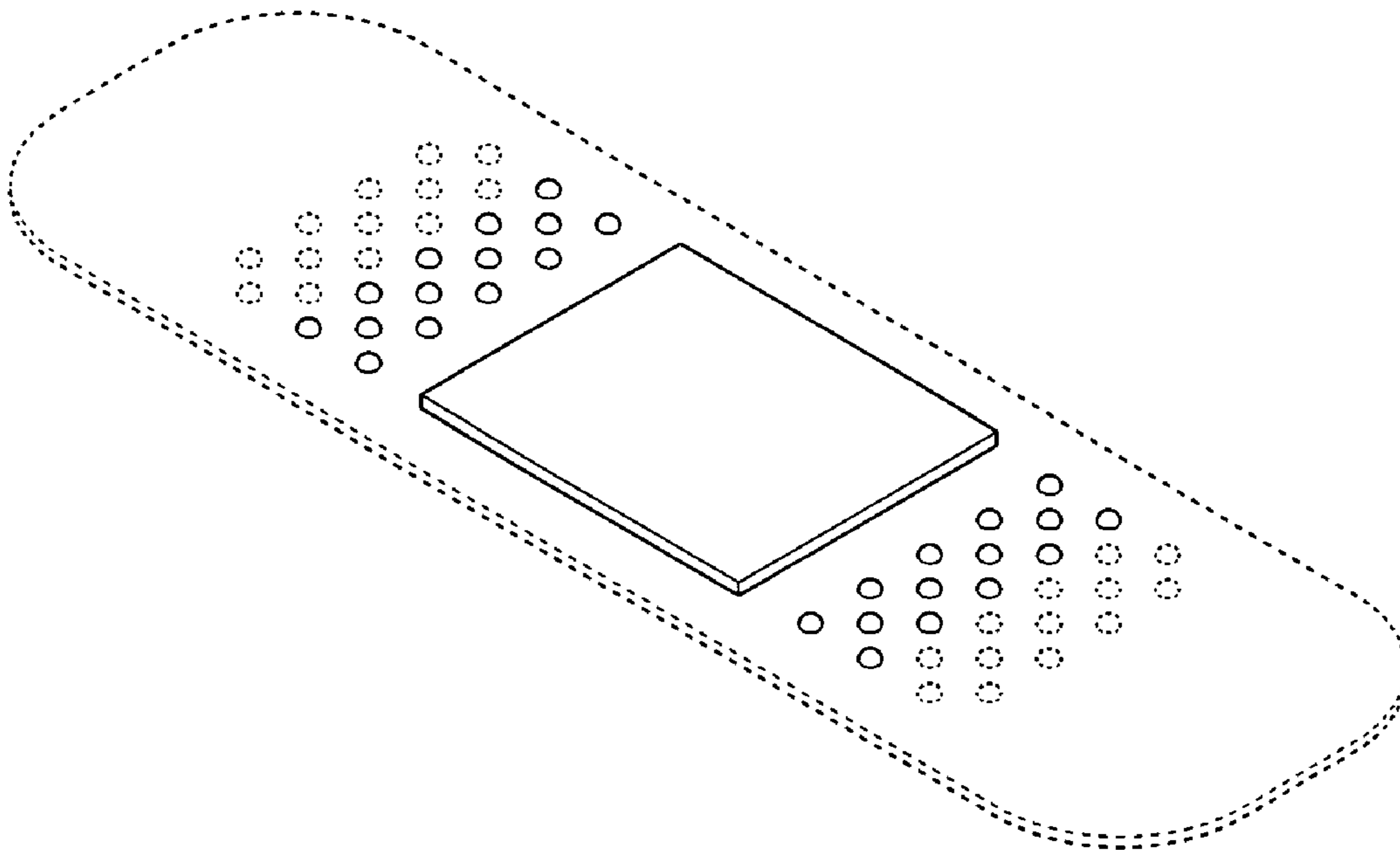


FIG. 1

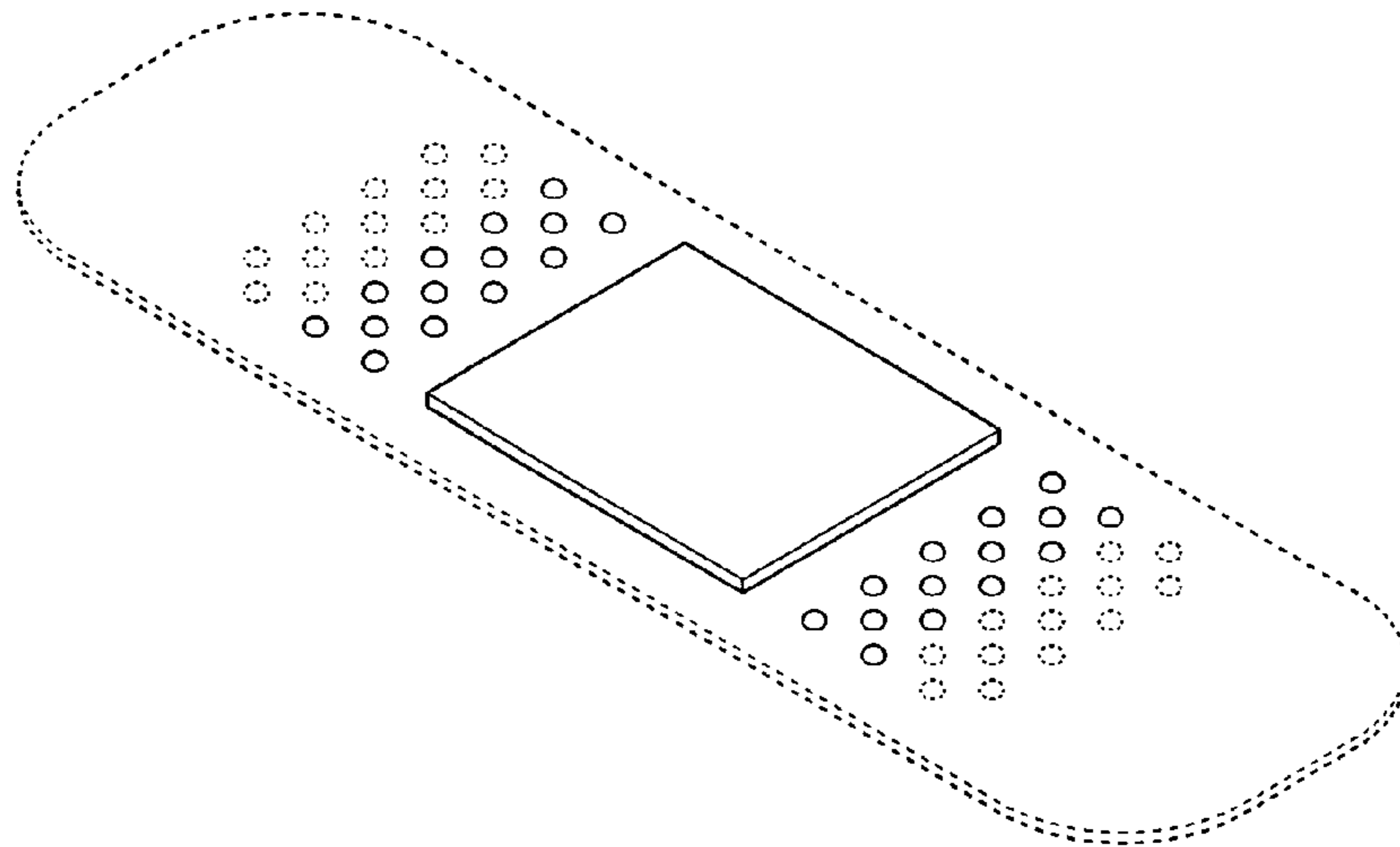


FIG. 2

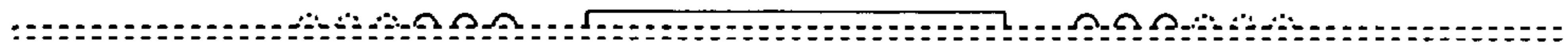


FIG. 3

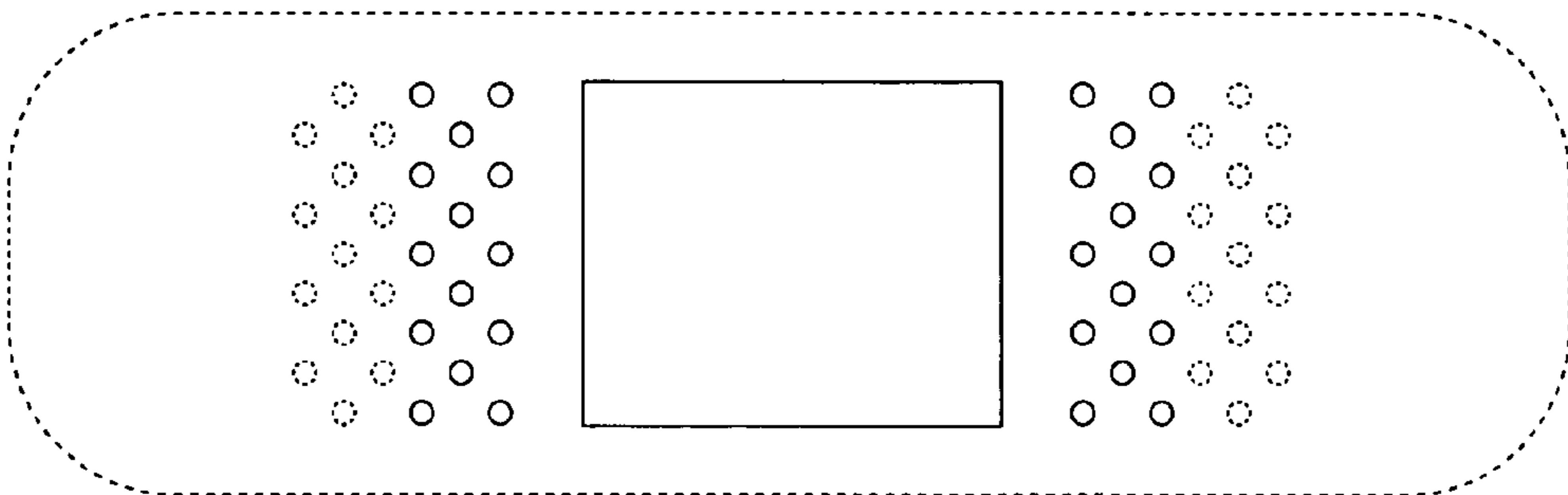


FIG. 4



FIG. 5

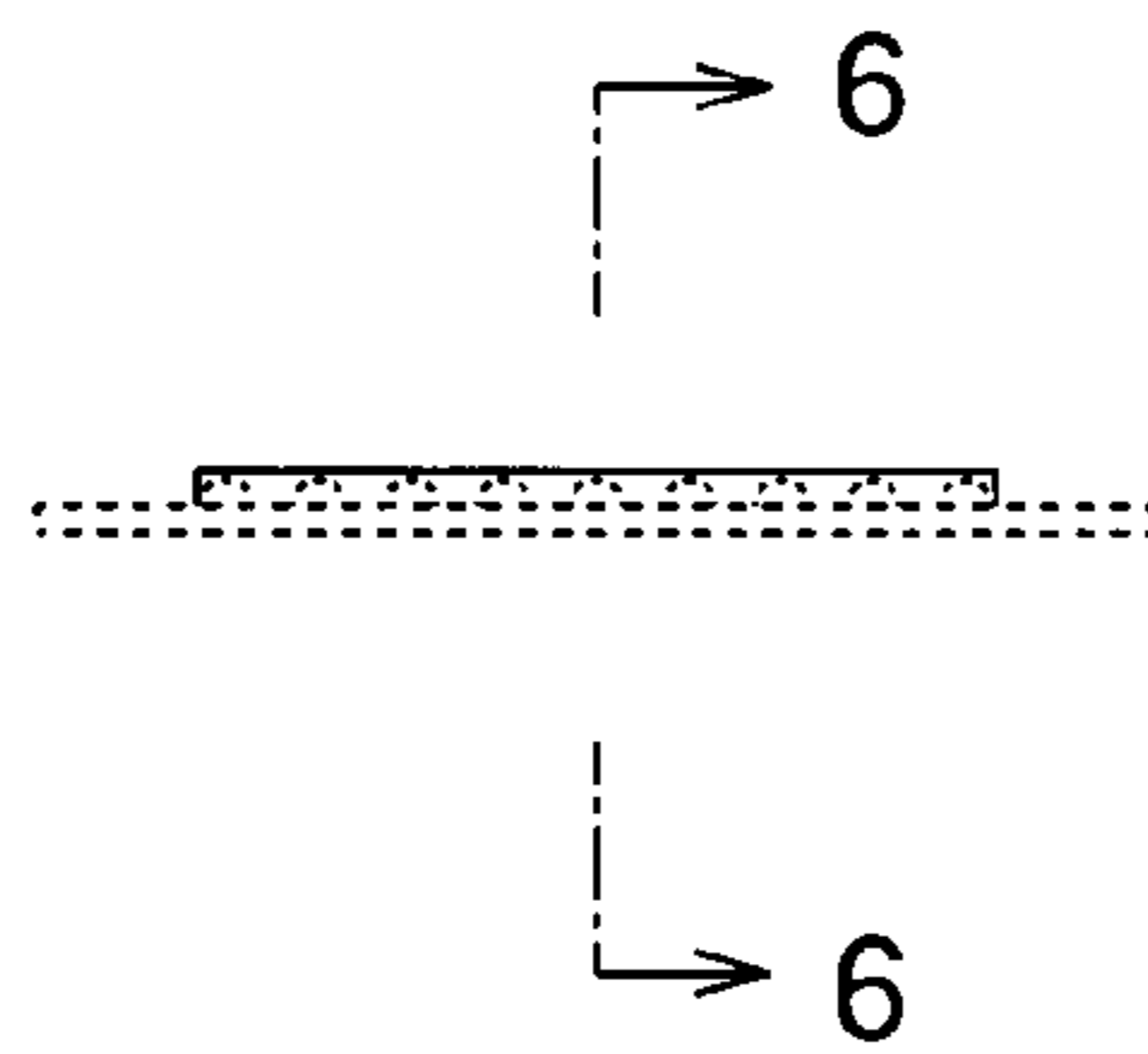


FIG. 6

