



US00D582560S

(12) **United States Design Patent**
Sachi

(10) **Patent No.:** **US D582,560 S**
(45) **Date of Patent:** **** Dec. 9, 2008**

(54) **PATCH**

2008/0051688 A1* 2/2008 Lowe 602/58

(76) Inventor: **Toru Sachi**, 2-13, Chuomachi 2-chome,
Nakatsu-shi, Oita (JP) 871-0024

FOREIGN PATENT DOCUMENTS

JP 1155745 S 10/2002
JP 1158371 S 11/2002

(**) Term: **14 Years**

OTHER PUBLICATIONS

(21) Appl. No.: **29/274,568**

“Adhesive”, Korea Design and Trademark Gazette, Public Design
No. 2000-0000187, (CD-ROM No. 2000-05), Issued on Feb. 1, 2000.

(22) Filed: **May 4, 2007**

* cited by examiner

(30) **Foreign Application Priority Data**

Nov. 8, 2006 (JP) 2006-030614

Primary Examiner—Joel Sincavage

Assistant Examiner—Michelle E Wilson

(74) *Attorney, Agent, or Firm*—Sughrue Mion, PLLC

(51) **LOC (8) Cl.** **24-04**

(52) **U.S. Cl.** **D24/189**

(58) **Field of Classification Search** D24/189;
424/447, 448, 449; 602/41–47, 52, 58; 428/40.1,
428/43, 57, 139, 343, 352; 604/304, 306,
604/307

See application file for complete search history.

(57) **CLAIM**

The ornamental design for a patch, as shown and described.

DESCRIPTION

FIG. 1 is a perspective view of a patch showing my new
design;

FIG. 2 is a front elevational view thereof, the rear elevational
view being a mirror image of the front view shown;

FIG. 3 is a top plan view thereof;

FIG. 4 is a bottom view thereof;

FIG. 5 is a right side view thereof, the left side view thereof
being a mirror image of the side view shown; and,

FIG. 6 is an enlarged cross-sectional view taken along line
6—6 of FIG. 2.

(56) **References Cited**

U.S. PATENT DOCUMENTS

4,588,400 A * 5/1986 Ring et al. 604/304
5,244,457 A * 9/1993 Karami et al. 602/55
D480,144 S * 9/2003 Adams et al. D24/189
D484,601 S * 12/2003 Griffiths et al. D24/189
D484,602 S * 12/2003 Griffiths et al. D24/189
D485,908 S * 1/2004 Sachi D24/189
7,396,975 B2 * 7/2008 Sigurjonsson et al. 602/54
2002/0068891 A1 * 6/2002 Weathers 602/48
2008/0039763 A1 * 2/2008 Sigurjonsson et al. 602/56

1 Claim, 3 Drawing Sheets

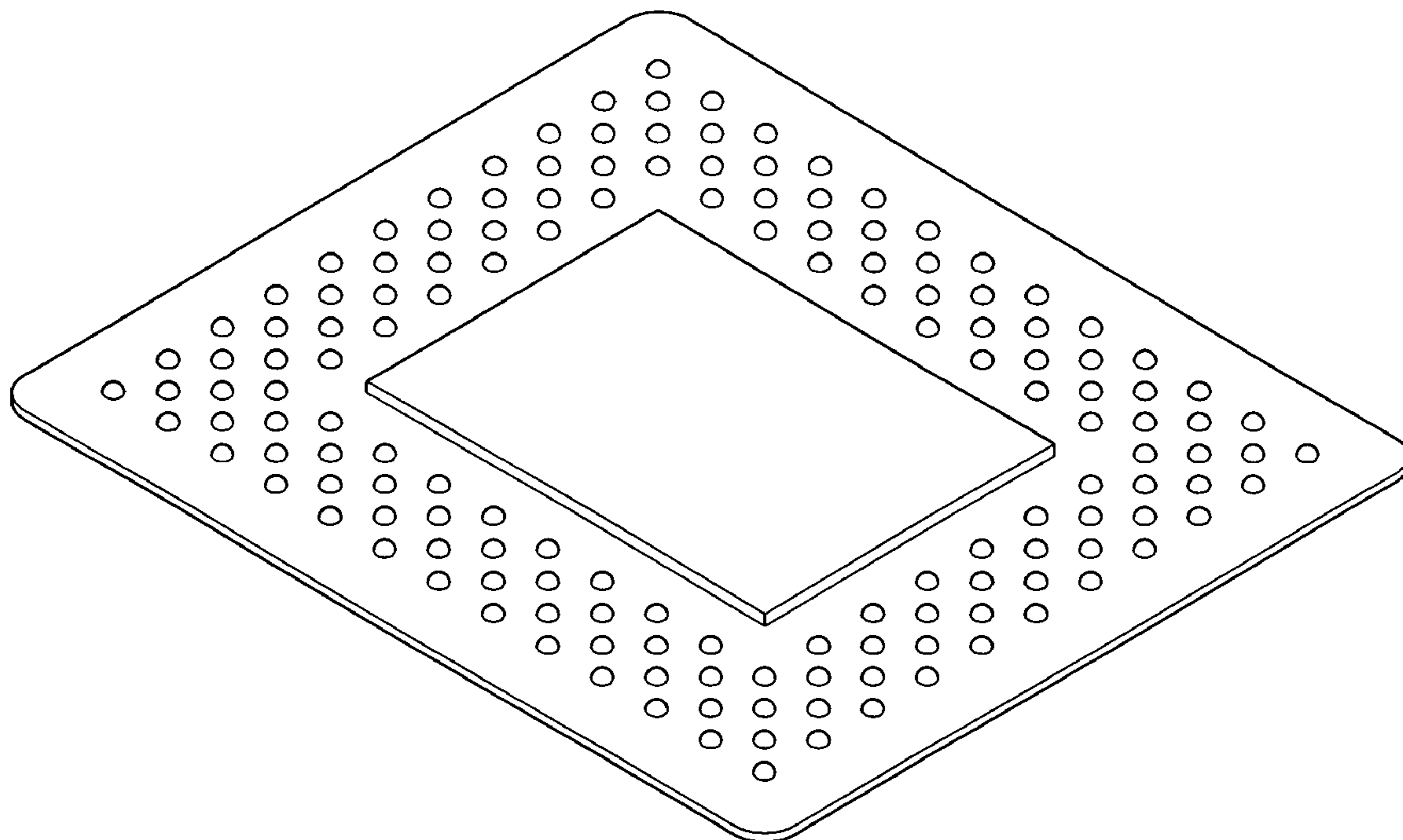


FIG. 1

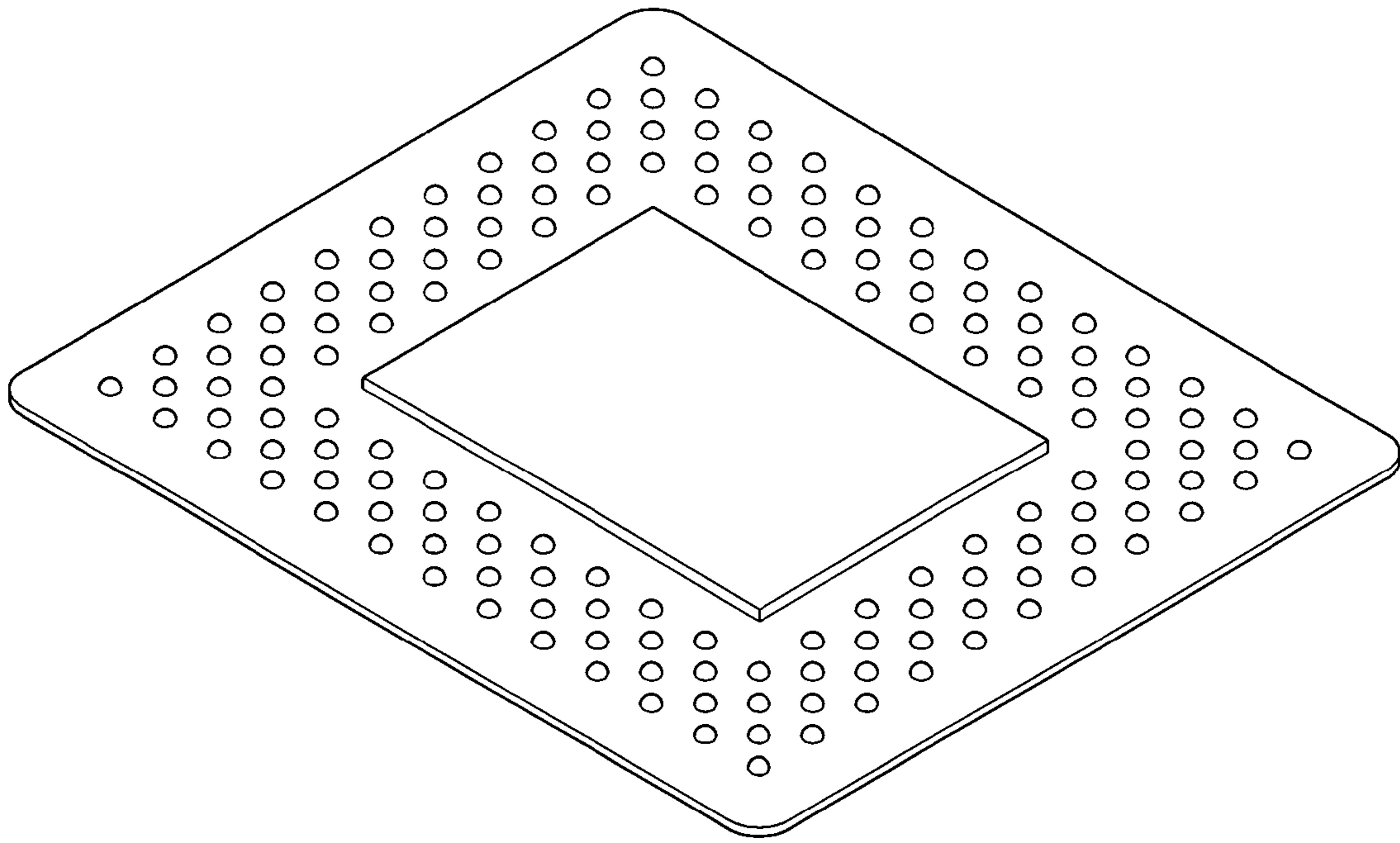


FIG. 2

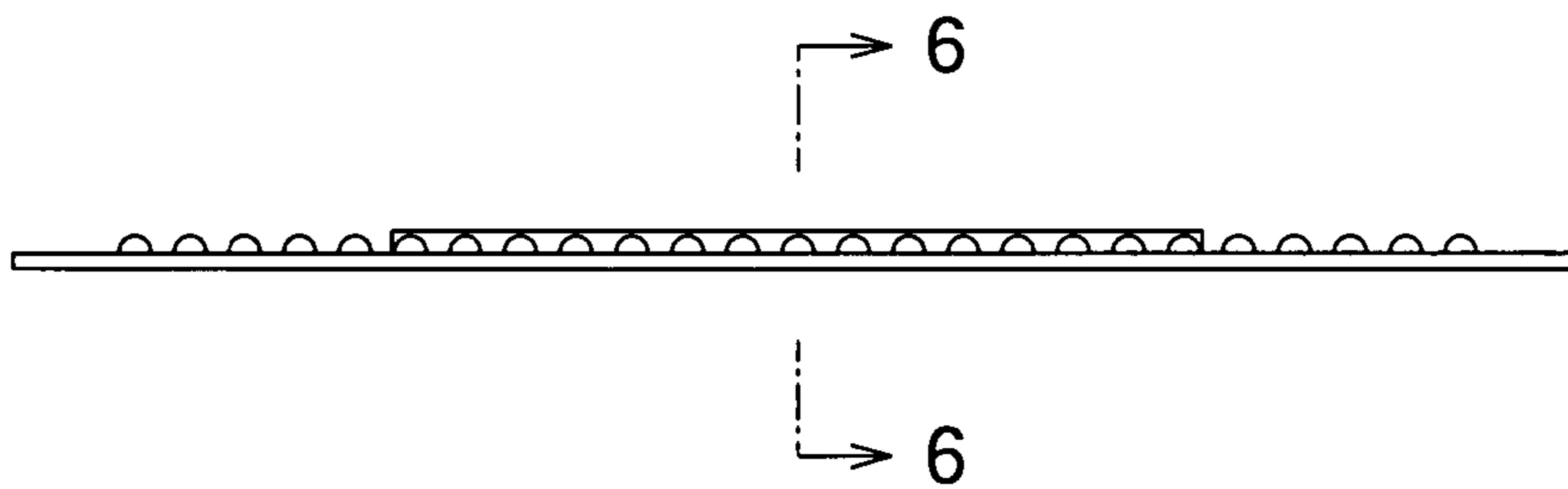


FIG. 3

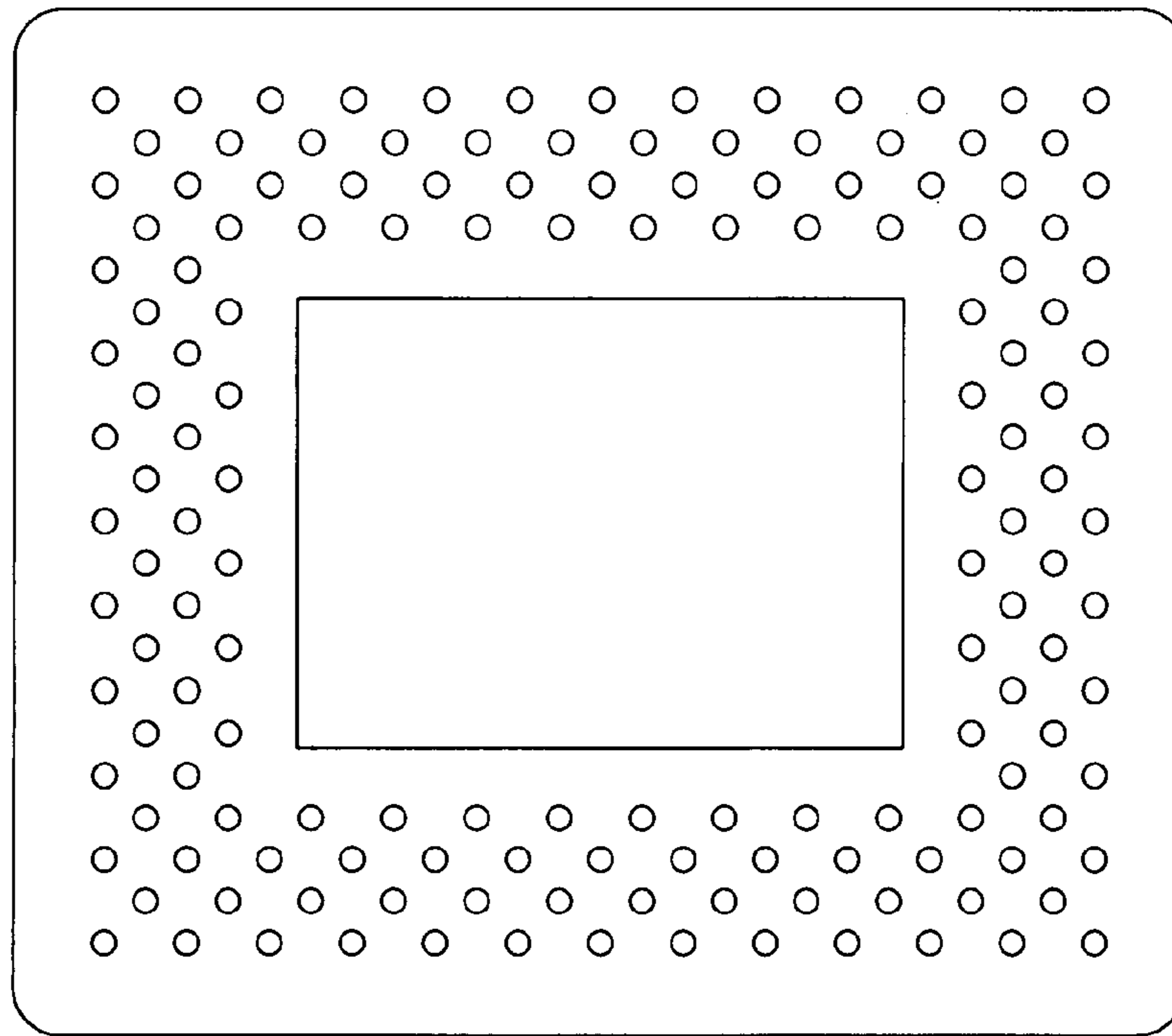


FIG. 4




FIG. 5



FIG. 6

